PART NUMBER	REV	FIRST USED	TERMINATOR	FEED TYPE	DESCRIPTION
1426239-1	B	-	LEADMAKER	MECH POST FEED	CUTS CARRIER
1426239-2	B	-	BENCH	MECH PRE FEED	CUTS CARRIER
1426239-6	B	-	LEADMAKER	MECH POST FEED	CONTINUOUS CARRIER
7-1426239-1	B	-	LEADMAKER	MECH POST FEED	-1 AND SPARE PARTS
7-1426239-2	B	-	BENCH	MECH PRE FEED	-2 AND SPARE PARTS
7-1426239-6	B	-	LEADMAKER	MECH POST FEED	-6 AND SPARE PARTS
7-1426239-7	A	-	-	-	SPARE PARTS KIT

CRIMP DATA DELPHI TERMINAL DELPHI CRIMP SPECS 4 7

TERMINAL NAME: DELPHI REC. CONTACT

CRIMP	SIZE	TYPE	RANGE
WIRE	2.54 [.100 IN]	F	1.00-2.00mm²
INSUL	4.83 [.190 IN]	O	1.90-2.60 [.075-.102 IN] 4 7

WIRE STRIP LENGTH 4.60 [.181 IN]

APPL INSTRUCTION 408-8322

TERMINAL - - FEED
APPL SPEC 114-3118 6 - 15.25 [.600 IN]

TERMINALS APPLIED

AMP PN	MFR PN	SEAL	MFR PN	-
286998-1	413170	286965-1	12015323	-
-	-	286965-2	15363980	-
-	-	286965-3	15338470	-
-	-	-	-	-
-	-	-	-	-
-	-	-	-	-
-	-	-	-	-

WIRE SIZE mm² AWG	CRIMP HEIGHT	PIN PN AND LENGTH [IN]
2.00mm²	1.90 ±0.05 [.075 ±.002 IN]	8-354778-0 [.2895]
1.50mm²	1.80 ±0.05 [.071 ±.002 IN]	8-354778-8 [.2935]
1.00mm²	1.70 ±0.05 [.067 ±.002 IN]	9-354778-6 [.2975]
-	-	-
-	-	-
-	-	-
-	-	-
-	-	-

1. RECOMMENDED SPARE PARTS.
2. GREASE RAM, CAM, CAM FOLLOWER AND FEED ROD LIGHTLY.
3. LUBRICATE DAILY PER THE APPLICATOR INSTRUCTION SHEET SUPPLIED WITH THE APPLICATOR.
4. THIS APPLICATOR APPLIES TERMINAL WITH A SEAL, INSULATION DIAMETER DEPENDENT UPON SEAL BEING APPLIED. SEAL RANGES FOR REFERENCE:-
   PART NUMBER 286965-1 RANGE 2.03 - 2.85mm
   286965-2 2.00 - 2.90mm
   286965-3 1.60 - 2.40mm
5. APPLY TORQ-SEAL IN ALLEN SOCKET TO FILL HOLE AFTER FLAT HD HAS BEEN ADJUSTED TO CORRECT HEIGHT AT QUALIFICATION. APPLY #1-23419-5 LOC-TITE TO THREADS.
6. THE FOLLOWING PULL-OUT FORCES TAKE PRECEDENCE TO THOSE STATED IN 114-3118;
   2.00mm² = 230N
   1.50mm² = 200N
   1.00mm² = 160N
7. INSULATION CRIMP HEIGHT REQUIREMENTS:-
   2.00mm² 5.00 ± 0.10
   1.50mm² 4.90 ± 0.10
   1.00mm² 4.80 ± 0.10

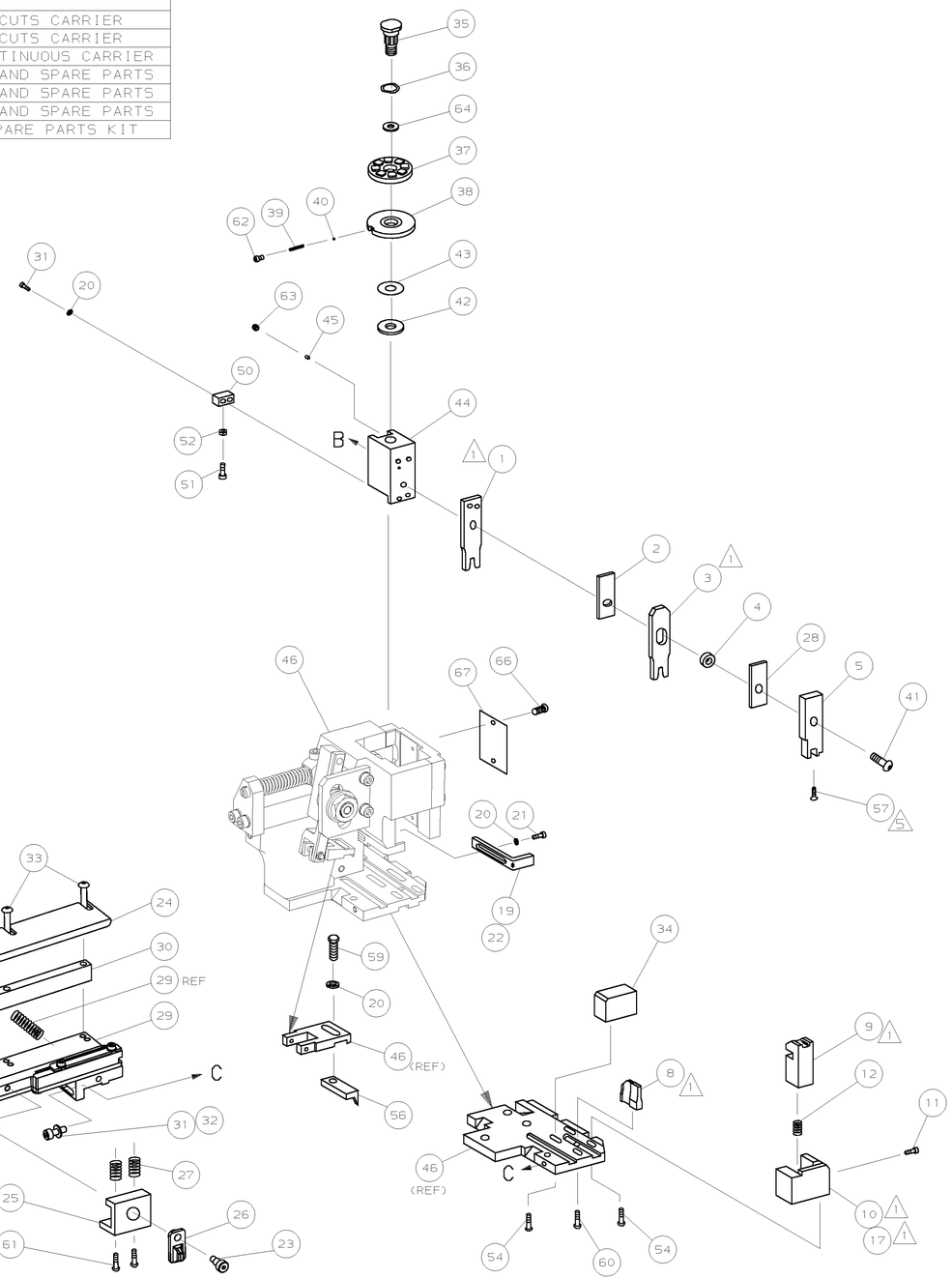

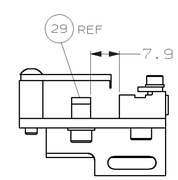

FENCE SET-UP DIM

VIEW B ROTATED 180°

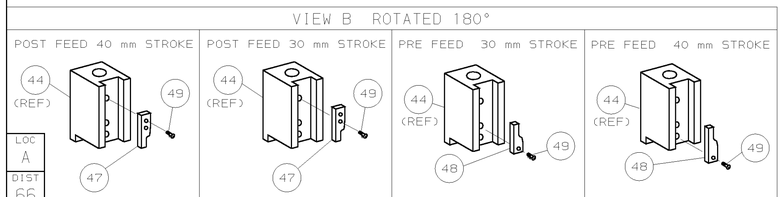

									73
-	1	1	1	1	1	1	1426239	PRINT, APPLICATOR LOG SHEET	72
-	1	1	1	1	1	1	1338705-1	DOCUMENTATION PACKAGE	71
									70
									69
									68
-	1	1	1	1	1	1	461264-1	PLATE, IDENTIFICATION	67
-	2	2	2	2	2	2	21017-2	SCR,DRIVE(#2x.19)ID PLATE	66
									65
-	1	1	1	1	1	1	986950-1	WASHER, FLAT PRECISION	64
-	1	1	1	1	1	1	3-18031-0	SCR,SKT SET(M6X6)RAM	63
-	1	1	1	1	1	1	18023-9	SCR,SHC(M4X6)INS DISC	62
-	2	2	2	2	2	2	1-18024-5	SCR,BHC(M5X25)DRAG	61
-	1	1	1	1	1	1	18024-7	SCR,BHC(M4X10)ANVIL	60
-	1	1	1	1	1	1	5-18022-2	SCR,HEX(M4X8)FEED FINGER	59
									58
-	1	1	1	1	1	1	985575-3	SCR,FHC(M3X10)DEP	57
-	1	1	1	1	1	1	1338685-1	PAWL, FEED	56
									55
-	4	4	4	4	4	4	18024-8	SCR,BHC(M4x12)SHEAR HOLDER	54
									53
-	1	1	1	1	1	1	18030-1	NUT,HEX(M3)HOLD DOWN	52
-	1	1	1	1	1	1	811242-5	BUMPER, HOLDDOWN	51
-	1	1	1	1	1	1	690753-2	SPACER, TONKER	50
-	1	1	1	1	1	1	18024-3	SCR,BHC(M3X10)CAM	49
-	-	1	-	-	1	-	1338675-1	CAM, PRE FEED 30 & 40 mm ST	48
-	1	-	1	1	-	1	1338676-1	CAM, POST FEED 30 & 40 mm ST	47
-	1	1	1	1	1	1	1320999-3	APPLICATOR BASIC SUBASSY	46
-	1	1	1	1	1	1	690191-1	PLUG, NYLON	45
-	1	1	1	1	1	1	1338660-1	RAM	44
-	1	1	1	1	1	1	690125-1	WASHER, LAMINATED	43
-	1	1	1	1	1	1	690124-1	WASHER, RAM	42
-	1	1	1	1	1	1	2-18024-6	SCR,BHC(M8X25)RAM	41
-	1	1	1	1	1	1	23241-1	BALL, STEEL	40
-	1	1	1	1	1	1	2-22278-7	SPRING, COMPRESSION	39
-	1	1	1	1	1	1	1320922-1	DISC, INSULATION	38
-	1	1	1	1	1	1	354777-1	WIRE DISC, PLASTIC	37
-	1	1	1	1	1	1	22480-5	WASHER, SPRING	36
-	1	1	1	1	1	1	690212-1	POST, RAM	35
-	1	1	1	1	1	1	1320934-1	SUPPORT, TERMINAL	34
-	2	2	2	2	2	2	1-18024-0	SCR,BHC(M4X20)STRIP GUIDE	33
-	1	1	1	1	1	1	18027-2	WASHER, FLAT(M4)	32
-	3	3	3	3	3	3	1-18023-2	SCR,SKT CAP(M4X12)MOUNT BLOCK	31
-	1	1	1	1	1	1	1320908-6	SPACER, STRIP GUIDE	30
-	1	1	1	1	1	1	1633073-1	STRIP GUIDE PLATE ASSY	29
-	1	1	1	1	1	1	455888-4	SPACER, FRONT SHEAR DEP	28
-	2	2	2	2	2	2	1-22284-0	SPRING, DRAG	27
-	1	1	1	1	1	1	356835-1	LEVER, DRAG RELEASE	26
-	1	1	1	1	1	1	240792-1	DRAG, TERMINAL	25
-	1	1	1	1	1	1	1320928-1	PLATE, STRIP GUIDE	24
-	1	1	1	1	1	1	980371-4	SCR,SHC SHLD	23
-	1	-	1	1	-	1	690472-2	STRIPPER	22
-	1	1	1	1	1	1	1-18023-1	SCR,SHC(M4X10)STRIPPER	21
-	4	4	4	4	4	4	18025-2	WASHER,LOCK(M4)STRIPPER	20
-	-	1	-	-	1	-	690472-1	STRIPPER	19
									18
1 -	1	-	-	1	-	-	1338684-2	HOLDER, SHEAR, FRONT (NO-CUT)	17
									16
									15
									14
									13
-	1	1	1	1	1	1	5-22280-0	SPRING, SHEAR	12
-	1	1	1	1	1	1	356885-5	STOP, SHEAR	11
1 -	-	1	1	-	1	1	1-1320921-0	HOLDER, SHEAR, FRONT (CUT)	10
1 -	1	1	1	1	1	1	318707-2	SHEAR, FLOAT (FRONT)	9
1 1	2	2	2	1	1	1	1333206-9	ANVIL	8
									7
									6
-	1	1	1	1	1	1	1338680-3	DEPRESSOR, SHEAR (FRONT)	5
-	1	1	1	1	1	1	238011-2	SPACER, BLOCK CRIMPER	4
1 1	2	2	2	1	1	1	9-456135-4	CRIMPER, INSULATION	3
-	1	1	1	1	1	1	455888-9	SPACER, CRIMPER	2
1 1	2	2	2	1	1	1	456407-5	CRIMPER, WIRE	1
	-77	-76	-72	-71	-6	-2	-1	PART NO	DESCRIPTION	ITEM NO

QTY REQD PER ASSY — PARTS LIST

← REVISION OF EACH ASSY NO (WHEN BLANK, USE DWG REVISION)

P	F	LTR	REVISION RECORD	APP	DATE
		B	ECN 0150-1269-03	TE	11-03
		A	SEE ECN 015A-0821-01	LJL	OCT01

DIMENSIONS: mm [INCHES]
DO NOT SCALE PRINT.
TOLERANCES UNLESS OTHERWISE SPECIFIED:
1 PLC DEC ±0.5 [.02 IN]
2 PLC DEC ±-
3 PLC DEC ±-
ANGLES ± -
SURF TEXTURE: √
REMOVE BURRS, BREAK SHARP EDGES R0.38 MAX

MATL - - HT TR - - FIN - -

DR 20AUG01 M.CLIFFORD APP 20AUG01 F.BACKHURST
CHK - REL 020CT01 L.LOFTHOUSE

AMP Incorporated Harrisburg, PA 17105-3608

NAME SIDE FEED HD-I APPLICATOR MACHINE HD-I REF APPL

SCALE - D DWG NO 1426239 SHEET 1 OF 1 REV B

CAGE CODE 00779 CUSTOMER AND ASSEMBLY DRAWING RESTRICTED TO -

LOC A DIST 66

THIS DRAWING IS A CONTROLLED DOCUMENT.
THIS DRAWING IS UNPUBLISHED. © COPYRIGHT 2000 BY AMP INCORPORATED. ALL RIGHTS RESERVED. RELEASED FOR PUBLICATION 2000

SET UP GAGE 458637-3 LAYOUT L1426239