

ULTRA MINIATURE SMD HCMOS OSCILLATOR (2.0 x 1.6 x 0.9mm)

FEATURES:

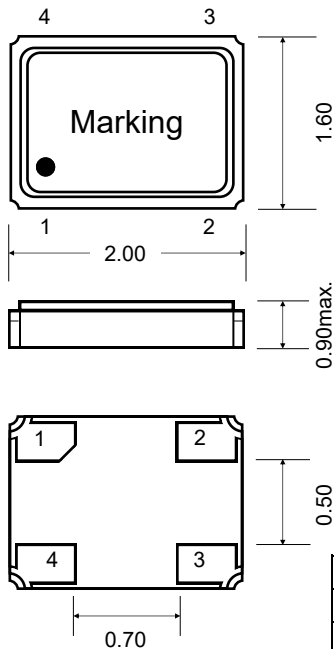
- WIDE FREQUENCY RANGE
- LOW VOLTAGE / LOW CURRENT
- AEC-Q200 QUALIFIED OPTION



■ SPECIFICATION

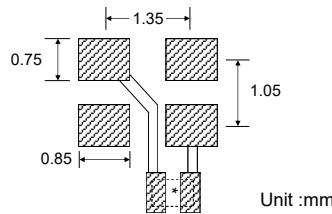
FREQUENCY RANGE		1.000MHz ~ 60.000MHz		1.000MHz ~ 80.000MHz
FREQUENCY STABILITY		±25ppm ~ ±100ppm		
OPERATING TEMPERATURE RANGE		STD: 0°C ~ 70°C, Option: -40°C ~ 85°C (See P/N guide for other options)		
STORAGE TEMPERATURE RANGE		-55°C ~ 125°C		
SUPPLY VOLTAGE ±10%		1.8V _{DC}	2.5V _{DC}	3.3V _{DC}
SUPPLY CURRENT	1MHz ≤ f ≤ 10MHz:	0.4mA typ.	2.0mA typ.	2.0mA typ.
	10MHz < f ≤ 20MHz:	1.0mA typ.	2.0mA typ.	2.0mA typ.
	20MHz < f ≤ 25MHz:	1.0mA typ.	2.0mA typ.	3.0mA typ.
	25MHz < f ≤ 50MHz:	2.0mA typ.	4.0mA typ.	3.0mA typ.
	50MHz < f ≤ 60MHz:	-	4.0mA typ.	5.0mA typ.
	60MHz < f ≤ 80MHz:	-	-	5.0mA typ.
OUTPUT	LOGIC FAMILY	HCMOS		
	LOAD	15pF		
	LEVEL LOGIC '1' (V_{OH})	0.9 x V _{DD} min.		
	LEVEL LOGIC '0' (V_{OL})	0.1 x V _{DD} max.		
	SYMMETRY(DUTY CYCLE)	STD: 40% / 60% @ 1/2V _{DD} level, Option: 45% / 55%		
	RISE AND FALL TIME (Tr/Tf)	3.0nS typ. 10nS max.		
STAND-BY VOLTAGE	ENABLE (V_{IH})	0.7 x V _{DD} ≤ V _{IH} ≤ V _{DD} or N/C		
	DISABLE (V_{IL})	V _{IL} ≤ 0.3 x V _{DD}		
ENABLE DELAY TIME		10mS max.		
DISABLE DELAY TIME		10mS max.		
AGING @ 25°C ± 3°C		±3.0ppm / 1 st year max.		
PHASE JITTER RMS (12kHz ~ 20MHz)		1.0pS max.		

■ PACKAGE DIMENSIONS



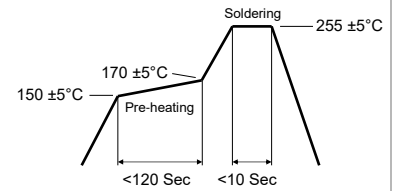
Pin Configuration	
1	En/Dis
2	GND
3	Output
4	V _{DD}

■ SOLDER PATTERN

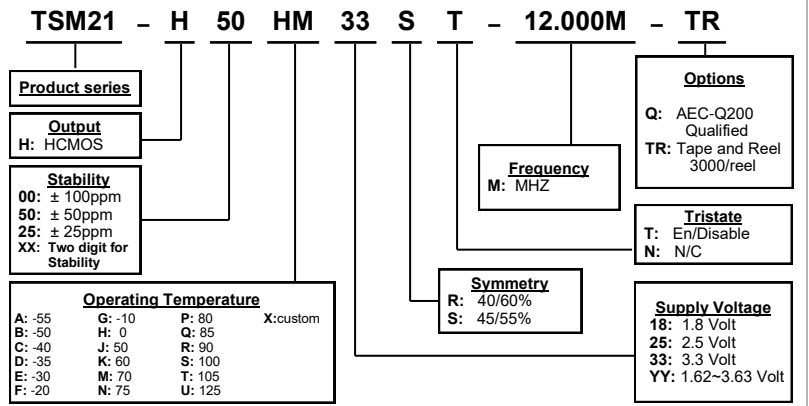


*0.01µF to 0.1µF bypass capacitor recommended

■ REFLOW PROFILE



■ PART NUMBERING GUIDE



Transko Electronics, Inc reserves the right to make changes to the product (s), service (s), and specification (s) described herein without notice. See "Terms of Sale" for details on our website.