

MATERIALS & SPECIFICATIONS

PART NO.	A29500-037	REV	J	ECO	102606	DATE	05-19-16	APP	TLM
----------	------------	-----	---	-----	--------	------	----------	-----	-----

HOUSING:
ALUMINUM 6061-T6, NICKEL
PLATE PER SAE-AMS-2404

INSULATOR:
LIQUID CRYSTAL POLYMER
(LCP) PER ASTM D5138

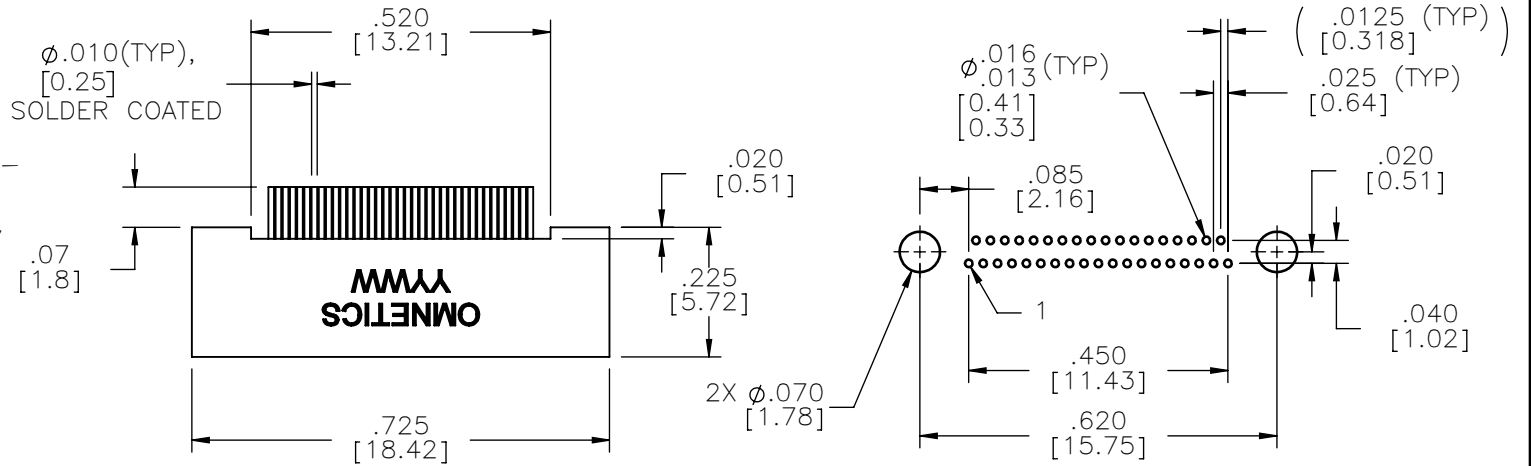
CONTACTS:
COPPER ALLOY PER MIL-DTL-
32139, GOLD PLATED PER
ASTM B488, (HARD GOLD)
TYPE II CODE C, CLASS 1.27

TERMINATION:
SOLDER COATED WITH SN63A
PER J-STD-006

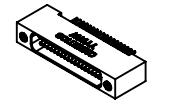
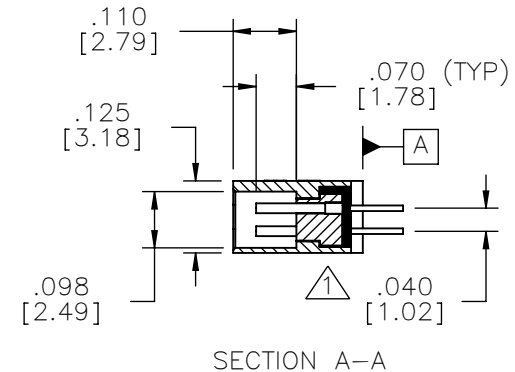
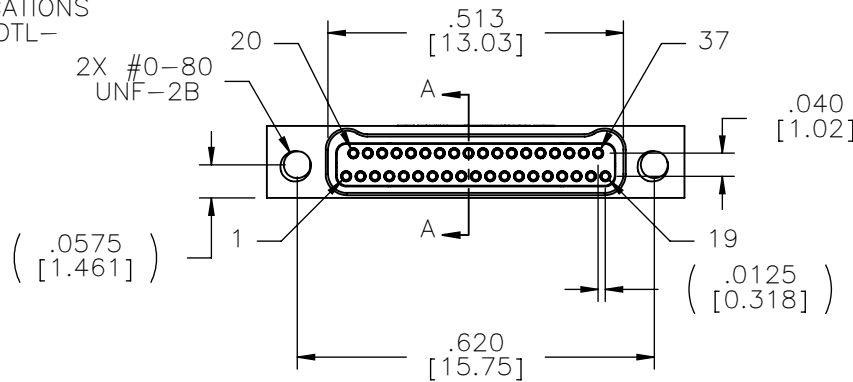
CURRENT RATING:
1 AMP MAX PER MIL-DTL-
32139

CONTACT RESISTANCE:
71 MILLIOHM MAX (71mV DROP
MAX) @ 1.0 AMPS PER MIL-
DTL-32139

PERFORMANCE:
PRODUCT FAMILY TESTED TO
AND PASSED THE
PERFORMANCE SPECIFICATIONS
OF TABLE VIII OF MIL-DTL-
32139



SUGGESTED HOLE PATTERN



ACTUAL SIZE

NOTES:

▲ TAIL DIMENSIONS APPLY
AT PLANE A

DIMENSIONS IN [] ARE IN
MILLIMETERS UNLESS
OTHERWISE NOTED AND ARE
FOR REFERENCE ONLY

MATERIALS	THIRD ANGLE	THIS DRAWING CONTAINS CONFIDENTIAL AND PROPRIETARY INFORMATION WHICH IS THE PROPERTY OF OMNETICS CONNECTOR CORP. THIS DOCUMENT MAY NOT, IN WHOLE OR IN PART, BE DUPLICATED, OR DISCLOSED FOR ANY PURPOSE, WITHOUT WRITTEN PERMISSION FROM OMNETICS CONNECTOR CORP.	
	- TOLERANCES -	DFTM. AAS	DATE 05-10-04
	UNLESS OTHERWISE NOTED	CHK'D.	DATE
	DIMENSIONS IN INCHES	APP'D.	DATE
2 PL DEC ± .01	TITLE: (37) SOCKET FEMALE Bi-Lobe® CONNECTOR		
3 PL DEC ± .005			
4 PL DEC ± .0005			
ANGLES ± 1°			

OMNETICS
CONNECTOR CORPORATION
7260 COMMERCE CIRCLE EAST
MINNEAPOLIS, MN 55432
WWW.OMNETICS.COM

CAGE CODE 61873	
DWG NO. A29500-037	
SHEET 1 OF 1	REV J
SCALE: 3:1	