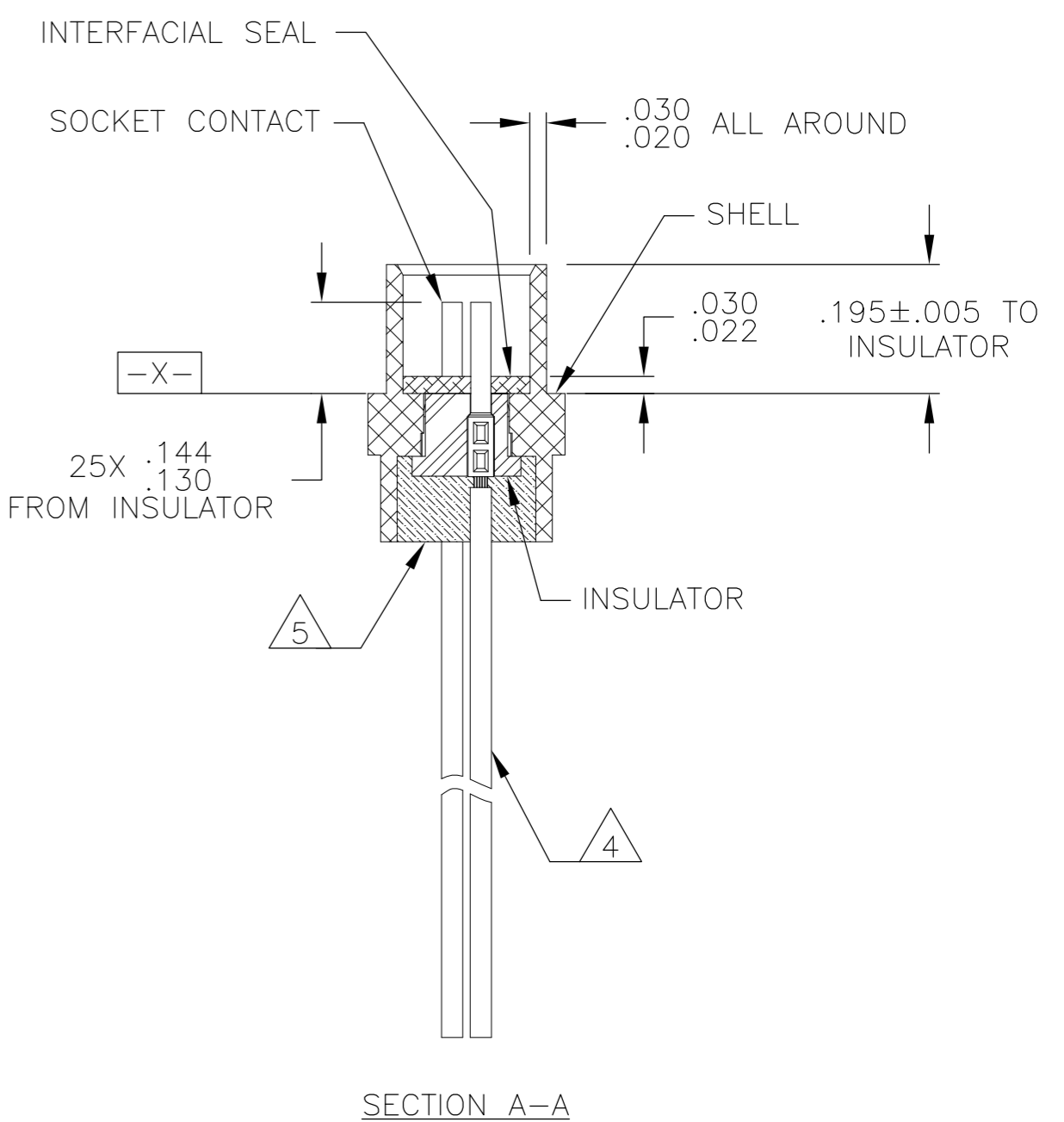
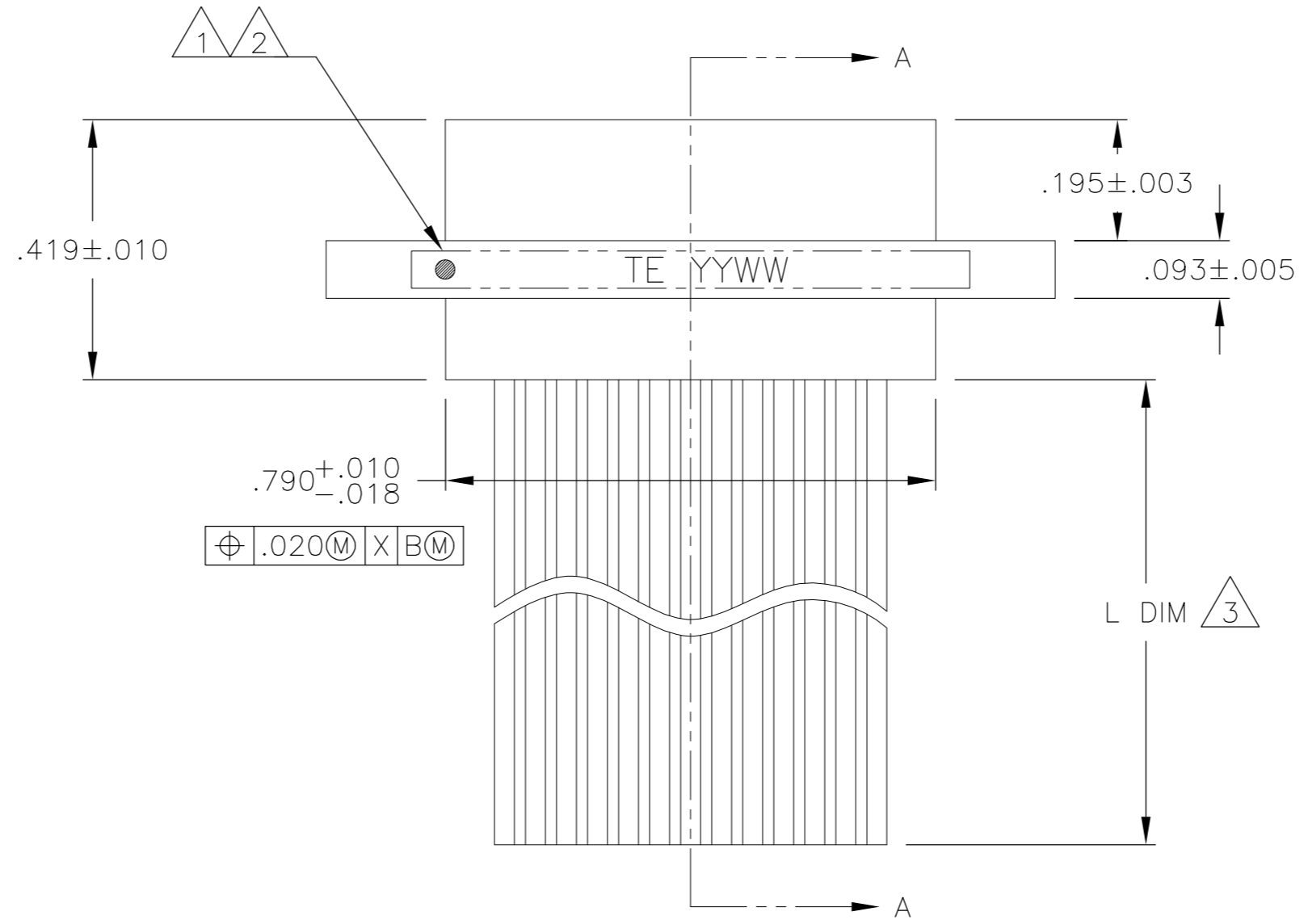
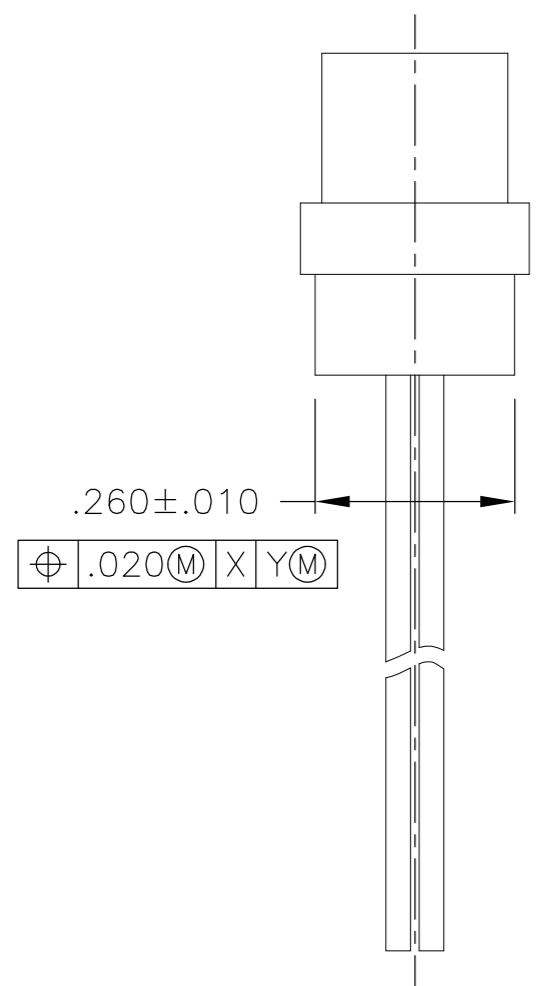
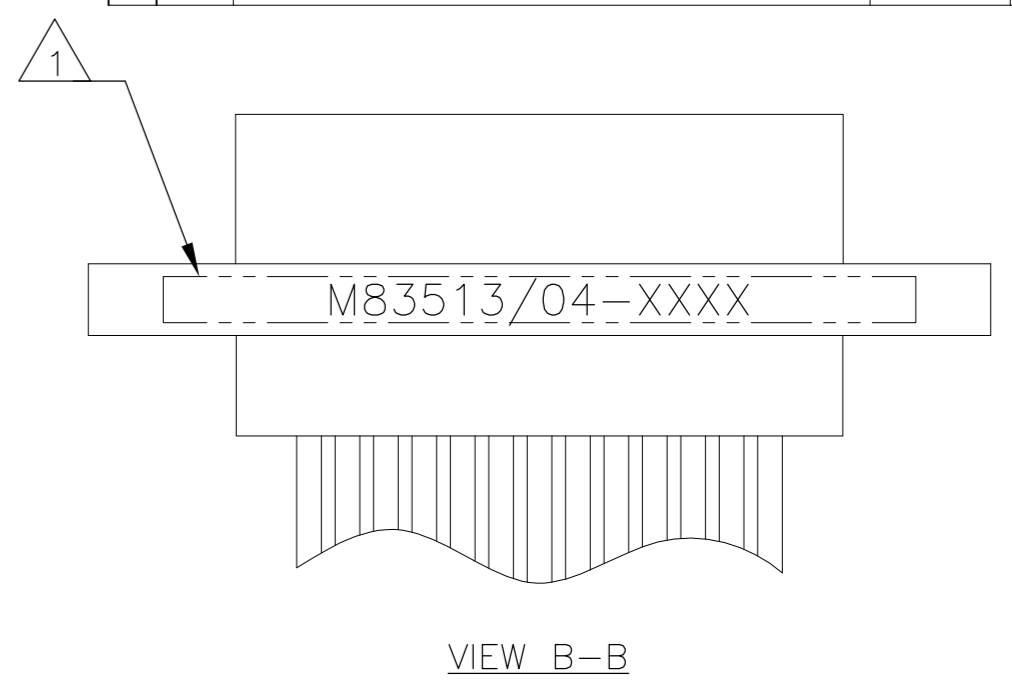
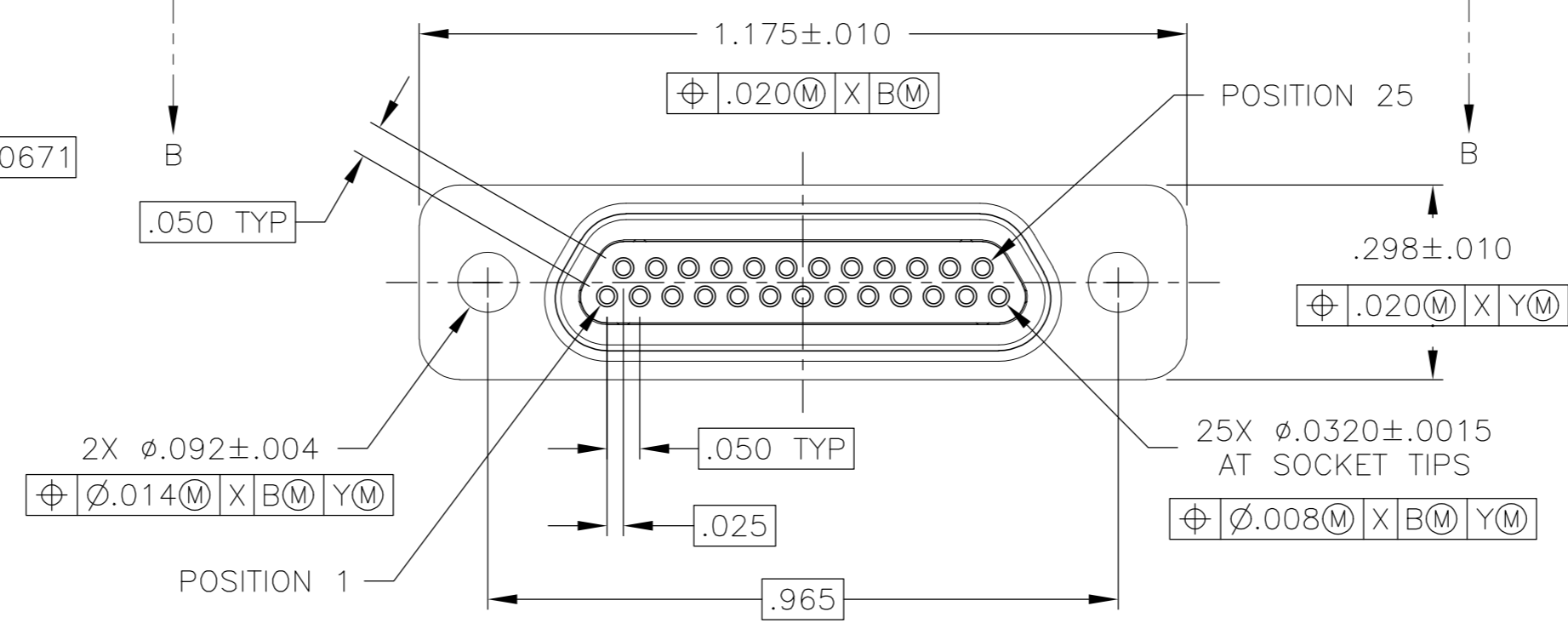
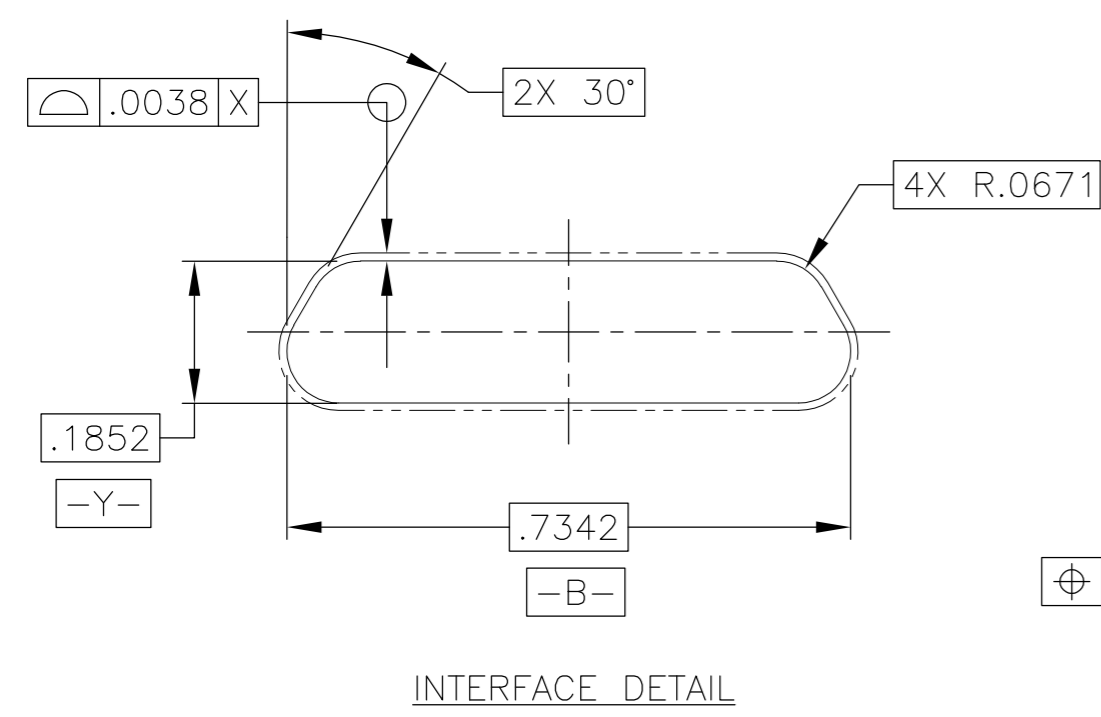


THIS DRAWING IS UNPUBLISHED. RELEASED FOR PUBLICATION
 © COPYRIGHT BY TYCO ELECTRONICS CORPORATION. ALL INTERNATIONAL RIGHTS RESERVED.

REVISONS		DATE	DWN	APVD
P	LTR	DESCRIPTION		
A		PRODUCTION RELEASE	03 SEP 08	BJR MKS



- 1 CONNECTOR SHALL BE MARKED IN ACCORDANCE WITH METHOD I OF MIL-STD-1285. MARKING SHALL CONTAIN THE MILITARY PIN, CAGE CODE (OR TE), AND DATE CODE. EXAMPLE: M83513/04-XXXX TE YYWW (WHERE XXXX IS PART OF THE PIN SHOWN IN THE "MIL-DTL-83513" COLUMN OF THE PART NUMBER TABLE, AND YYWW IS THE DATE CODE). FOR THE SIZE 25 RECEPTACLE, THE MARKING MUST BE PRINTED ON BOTH SIDES OF THE FLANGE. TEXT HEIGHT SHALL BE .035 INCH MINIMUM.
- 2 POSITION 1 SHALL BE INDICATED BY AN IDENTIFIABLE MARK, LOCATED APPROXIMATELY AS SHOWN ON THE POSITION 1 SIDE OF THE CONNECTOR FLANGE. THIS MARK SHALL BE INCLUDED AS PART OF THE PART MARKING INFORMATION.
- 3 LENGTH IS SHOWN IN THE "L DIM" COLUMN OF THE PART NUMBER TABLE. LENGTH TOLERANCE IS +1.0/-0.0 FOR INSULATED WIRE TERMINATIONS, AND +0.20/-0.00 FOR UNINSULATED WIRE TERMINATIONS
- 4 INSULATED WIRE IS SHOWN FOR REFERENCE ONLY. PART MAY BE TERMINATED WITH INSULATED OR UNINSULATED WIRE ACCORDING TO THE PART NUMBER TABLE.
- 5 EPOXY ENCAPSULATION. EPOXY MAY WICK .125 INCH MAX FOR INSULATED WIRE, AND .050 INCH MAX FOR UNINSULATED WIRE.
- 6 ALL DIMENSIONS AND REQUIREMENTS ARE PER MIL-DTL-83513/4

THIS DRAWING IS A CONTROLLED DOCUMENT.		DWN B. ROMANCHUK	03 SEP 08	Tyco Electronics Corporation Harrisburg, PA 17105-3608	
DIMENSIONS: INCHES		CHK M. STORRY	03 SEP 08	NAME RECEPTACLE ASSEMBLY, MICRO-D PER MIL-DTL-83513/04, MCKS SERIES, 25 POSITION	
TOLERANCES UNLESS OTHERWISE SPECIFIED: 0 PLC ± - 1 PLC ± - 2 PLC ± .010 3 PLC ± .005 4 PLC ± - ± 1°		PRODUCT SPEC APPLICATION SPEC		SIZE A2	
MATERIAL SEE NOTES		FINISH -		CAGE CODE 98278	
		WEIGHT -		DRAWING NO 1532174	
		CUSTOMER DRAWING		RESTRICTED TO -	
		SCALE 4:1		SHEET 1 of 2	
				REV A	

THIS DRAWING IS UNPUBLISHED. RELEASED FOR PUBLICATION
 © COPYRIGHT BY TYCO ELECTRONICS CORPORATION. ALL INTERNATIONAL RIGHTS RESERVED.

LOC	DIST	REVISIONS					
		P	LTR	DESCRIPTION	DATE	DWN	APVD
-	-	-	-	SEE SHEET 1	-	-	-

TE PART NUMBER	L DIM	MIL-DTL-83513 PIN	MICRODOT P/N	MCKS DESCRIPTION	3	1
1532174-1	18	M83513/04-D01N	094-6426-0001	MCKS-N1-B-25S6G1-18.0		
1532174-2	36	M83513/04-D02N	094-6426-0002	MCKS-N1-B-25S6G1-36.0		
1532174-3	18	M83513/04-D03N	094-6426-0003	MCKS-N1-B-25S6G9-18.0		
1532174-4	36	M83513/04-D04N	094-6426-0004	MCKS-N1-B-25S6G9-36.0		
1532174-5	18	M83513/04-D09N	094-6426-0009	MCKS-N1-B-25S6Q1-18.0		
1532174-6	36	M83513/04-D10N	094-6426-0010	MCKS-N1-B-25S6Q1-36.0		
1532174-7	18	M83513/04-D11N	094-6426-0011	MCKS-N1-B-25S6Q9-18.0		
1532174-8	36	M83513/04-D12N	094-6426-0012	MCKS-N1-B-25S6Q9-36.0		
1532174-9	72	M83513/04-D13N	094-6426-0013	MCKS-N1-B-25S6G1-72.0		
1-1532174-0	72	M83513/04-D14N	094-6426-0014	MCKS-N1-B-25S6G9-72.0		
1-1532174-1	72	M83513/04-D15N	094-6426-0015	MCKS-N1-B-25S6Q1-72.0		
1-1532174-2	72	M83513/04-D16N	094-6426-0016	MCKS-N1-B-25S6Q9-72.0		
1-1532174-3	0.5	M83513/04-D05N	094-6426-0005	MCKS-N1-B-25S5L4-0.5		
1-1532174-4	1.0	M83513/04-D06N	094-6426-0006	MCKS-N1-B-25S5L4-1.0		
1-1532174-5	0.5	M83513/04-D07N	094-6426-0007	MCKS-N1-B-25S5L5-0.5		
1-1532174-6	1.0	M83513/04-D08N	094-6426-0008	MCKS-N1-B-25S5L5-1.0		
1-1532174-7	18	M83513/04-D01C	094-6436-0001	MCKS-C2-B-25S6G1-18.0		
1-1532174-8	36	M83513/04-D02C	094-6436-0002	MCKS-C2-B-25S6G1-36.0		
1-1532174-9	18	M83513/04-D03C	094-6436-0003	MCKS-C2-B-25S6G9-18.0		
2-1532174-0	36	M83513/04-D04C	094-6436-0004	MCKS-C2-B-25S6G9-36.0		
2-1532174-1	0.5	M83513/04-D05C	094-6436-0005	MCKS-C2-B-25S5L4-0.5		
2-1532174-2	1.0	M83513/04-D06C	094-6436-0006	MCKS-C2-B-25S5L4-1.0		
2-1532174-3	0.5	M83513/04-D07C	094-6436-0007	MCKS-C2-B-25S5L5-0.5		
2-1532174-4	1.0	M83513/04-D08C	094-6436-0008	MCKS-C2-B-25S5L5-1.0		
2-1532174-5	18	M83513/04-D09C	094-6436-0009	MCKS-C2-B-25S6Q1-18.0		
2-1532174-6	36	M83513/04-D10C	094-6436-0010	MCKS-C2-B-25S6Q1-36.0		
2-1532174-7	18	M83513/04-D11C	094-6436-0011	MCKS-C2-B-25S6Q9-18.0		
2-1532174-8	36	M83513/04-D12C	094-6436-0012	MCKS-C2-B-25S6Q9-36.0		
2-1532174-9	72	M83513/04-D13C	094-6436-0013	MCKS-C2-B-25S6G1-72.0		
3-1532174-0	72	M83513/04-D14C	094-6436-0014	MCKS-C2-B-25S6G9-72.0		
3-1532174-1	72	M83513/04-D15C	094-6436-0015	MCKS-C2-B-25S6Q1-72.0		
3-1532174-2	72	M83513/04-D16C	094-6436-0016	MCKS-C2-B-25S6Q9-72.0		

THIS DRAWING IS A CONTROLLED DOCUMENT.		DWN B. ROMANCHUK 03 SEP 08	Tyco Electronics Corporation Harrisburg, PA 17105-3608	
DIMENSIONS: INCHES		CHK -	NAME RECEPTACLE ASSEMBLY, MICRO-D PER MIL-DTL-83513/04, MCKS SERIES, 25 POSITION	
TOLERANCES UNLESS OTHERWISE SPECIFIED:		APVD M. STORRY 03 SEP 08	RESTRICTED TO	
0 PLC ± - 1 PLC ± - 2 PLC ± - 3 PLC ± - 4 PLC ± - ANGLES ± -		PRODUCT SPEC -	SIZE A2	
MATERIAL -		APPLICATION SPEC -	CAGE CODE 98278	DRAWING NO 1532174
FINISH -		WEIGHT -	SCALE 4:1	
CUSTOMER DRAWING			SHEET 2 of 2	REV A

1532174