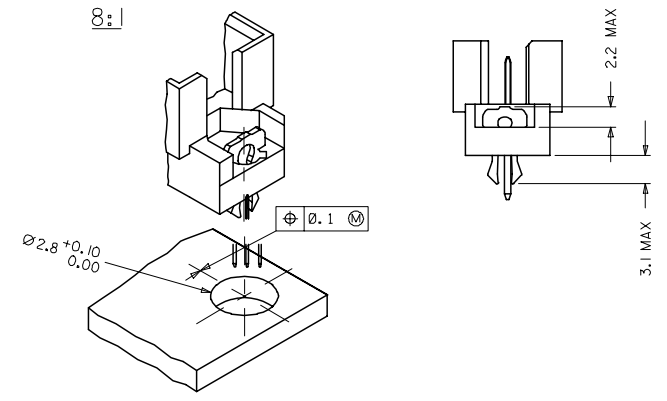
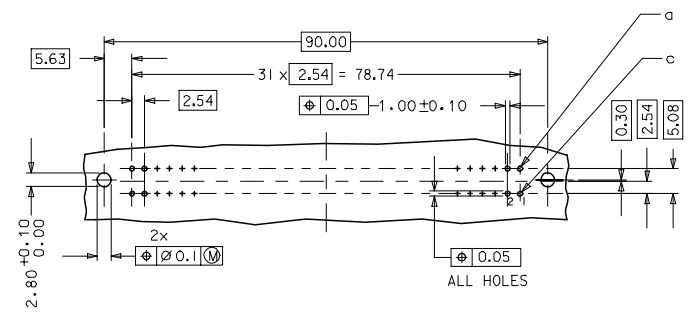


WITH MOUNTING CLIPS



- NOTES:
- 1) MATERIALS: THERMOPLASTIC POLYESTER, GLASS FILLED, UL94V-0, COLOUR: PEBBLE GREY RAL 7032  
TERMINAL - BRASS  
MOUNTING CLIP: STEEL
  - 2) FINISH: TERMINAL:-  
CONTACT AREA  
1. PERFORMANCE LEVEL 1; SELECTIVE GOLD (Au), THICKNESS = 1.1 MICROMETER  
OVER NICKEL, THICKNESS = 1.25 MICROMETER  
2. PERFORMANCE LEVEL 2; SELECTIVE GOLD (Au), THICKNESS = 0.6 MICROMETER  
OVER NICKEL, THICKNESS = 1.25 MICROMETER  
3. PERFORMANCE LEVEL 3; SELECTIVE GOLD (Au), THICKNESS = 0.3 MICROMETER  
OVER NICKEL, THICKNESS = 1.25 MICROMETER  
TERMINATION AREA:  
SELECTIVE TIN, THICKNESS = 2.5 MICROMETER  
OVER NICKEL, THICKNESS = 1.25 MICROMETER OVERALL
  - 3) MOUNTING CLIP:-  
TIN (Sn), THICKNESS = 5-10 MICROMETER,  
OVER NICKEL (Ni), THICKNESS = 2.5 MICROMETER
  - 4) FOR NON MOUNTING CLIP OPTION, CONNECTOR TO BE SECURED WITH  
RIVETS: 2 TUBULAR RIVETS 2.5 x 0.3 ... DIN 7340  
SCREWS: 2 CHEESEHEAD SCREWS M2.5 x ... DIN 84 AND 2 HEXAGONAL NUTS M2.5 DIN 934
  - 5) MATERIAL NUMBER, BATCH CODE, UL AND CSA MARKING  
TO BE PRINTED ON THE CONNECTOR
  - 6) CUT FACE OF TIP WITHOUT PLATING PERMITTED
  - 7) PRODUCT SPECIFICATION PS : 36511-001

RECOMMENDED PCB LAYOUT  
COMPONENT SIDE

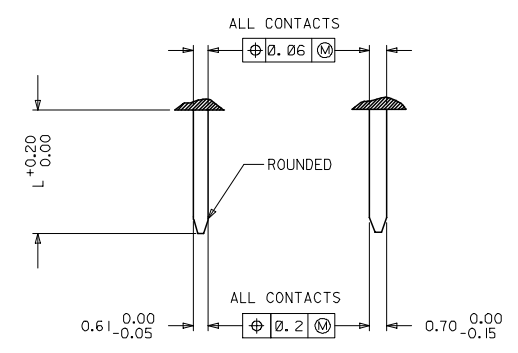


RoHS COMPLIANT

EC No: 2007-0044 DRWNSATTI/MARAD 2006/10/10 CHKD/SUDHIR 2006/10/11 APPR/SSUDHIR 2006/10/17	QUALITY SYMBOLS ▽=0 ▽=0	GENERAL TOLERANCES (UNLESS SPECIFIED)		DIMENSION STYLE MM ONLY		SCALE 2:1	DESIGN UNITS METRIC	THIRD ANGLE PROJECTION
		4 PLACES ± --- ± --- 3 PLACES ± 0.05 ± --- 2 PLACES ± 0.1 ± --- 1 PLACE ± 0.15 ± ---	INCH ± --- ± --- ± ---	DRAWN BY SS	DATE 1999/09/24	TITLE ASSEMBLY, DIN 41612 R MALE 64 SOLDER	MATERIAL NO. SEE CHART	DOCUMENT NO. SD-36511-004
DRAFT WHERE APPLICABLE MUST REMAIN WITHIN DIMENSIONS	SIZE A 1	THIS DRAWING CONTAINS INFORMATION THAT IS PROPRIETARY TO MOLEX INCORPORATED AND SHOULD NOT BE USED WITHOUT WRITTEN PERMISSION						

	20	19	18	17	16	15	14	13	12	11	10	9	8	7	6	5	4	3	2	1
M	MATERIAL No.	MOLEX ENG No.	PERF LEVEL	PLATING	CONTACT SEQUENCE/ROW	DIM "L" MM	MOUNTING CLIP	FMLB												
	36511-0097	MM-B1401-R963	1	Au + Ni	1,2,3...32 a+c	2.9	NO	NO												
	36511-0098	MM-B1501-R963	2	Au + Ni	1,2,3...32 a+c	2.9	NO	NO												
	36511-0099	MM-B1601-R963	3	Au + Ni	1,2,3...32 a+c	2.9	NO	NO												
L																				
K	36511-0103	MM-B1401-R913	1	Au + Ni	1,2,3...32 a+c	2.9	YES	NO												
	36511-0104	MM-B1501-R913	2	Au + Ni	1,2,3...32 a+c	2.9	YES	NO												
	36511-0105	MM-B1601-R913	3	Au + Ni	1,2,3...32 a+c	2.9	YES	NO												
J	36511-0109	MM-B1401-R933	1	Au + Ni	1,2,3...32 a+c	2.9	NO	1,32a 1,32c												
	36511-0110	MM-B1501-R933	2	Au + Ni	1,2,3...32 a+c	2.9	NO	1,32a 1,32c												
	36511-0111	MM-B1601-R933	3	Au + Ni	1,2,3...32 a+c	2.9	NO	1,32a 1,32c												
I																				
	36511-0115	MM-B1401-R953	1	Au + Ni	1,2,3...32 a+c	2.9	YES	1,32a 1,32c												
	36511-0116	MM-B1501-R953	2	Au + Ni	1,2,3...32 a+c	2.9	YES	1,32a 1,32c												
	36511-0117	MM-B1601-R953	3	Au + Ni	1,2,3...32 a+c	2.9	YES	1,32a 1,32c												
H																				
G	36511-0121	MM-B1402-R963	1	Au + Ni	1,2,3...32 a+c	4.5	NO	NO												
	36511-0122	MM-B1502-R963	2	Au + Ni	1,2,3...32 a+c	4.5	NO	NO												
	36511-0123	MM-B1602-R963	3	Au + Ni	1,2,3...32 a+c	4.5	NO	NO												
F	36511-0127	MM-B1402-R913	1	Au + Ni	1,2,3...32 a+c	4.5	YES	NO												
	36511-0128	MM-B1502-R913	2	Au + Ni	1,2,3...32 a+c	4.5	YES	NO												
	36511-0129	MM-B1602-R913	3	Au + Ni	1,2,3...32 a+c	4.5	YES	NO												
E																				
	36511-0133	MM-B1402-R933	1	Au + Ni	1,2,3...32 a+c	4.5	NO	1,32a 1,32c												
	36511-0134	MM-B1502-R933	2	Au + Ni	1,2,3...32 a+c	4.5	NO	1,32a 1,32c												
	36511-0135	MM-B1602-R933	3	Au + Ni	1,2,3...32 a+c	4.5	NO	1,32a 1,32c												
D																				
C	36511-0139	MM-B1402-R953	1	Au + Ni	1,2,3...32 a+c	4.5	YES	1,32a 1,32c												
	36511-0140	MM-B1502-R953	2	Au + Ni	1,2,3...32 a+c	4.5	YES	1,32a 1,32c												
	36511-0141	MM-B1602-R953	3	Au + Ni	1,2,3...32 a+c	4.5	YES	1,32a 1,32c												

DETAILY      DETAILX



PRE MATING CONTACTS	5.4
NORMAL CONTACTS	4.8
	L

RoHS COMPLIANT

EC No: 2007/0044 DRWSATTI/MARAD 2006/10/10 CHKOSUDHIR 2006/10/11 APPR:SSUDHIR 2006/10/17	QUALITY SYMBOLS	GENERAL TOLERANCES (UNLESS SPECIFIED)	DIMENSION STYLE MM ONLY	SCALE 2:1	DESIGN UNITS METRIC	THIRD ANGLE PROJECTION
	▽=0 ▽=0	4 PLACES ± 0.15 3 PLACES ± 0.05 2 PLACES ± 0.1 1 PLACE ± 0.15 ANGULAR ± 2°	mm    INCH ±    ± ±0.05 ± ±    ± ±    ±	DRAWN BY: SS    DATE: 1999/09/24 CHECKED BY: GJLOWE    DATE: 1999/09/24 APPROVED BY: GJLOWE    DATE: 1999/09/24	TITLE	ASSEMBLY, DIN 41612 R MALE 64 POS SOLDER
	DRAFT WHERE APPLICABLE MUST REMAIN WITHIN DIMENSIONS	SEE CHART	MATERIAL NO.	DOCUMENT NO.	SHEET NO.	
				SD-36511-004	2 OF 2	
			THIS DRAWING CONTAINS INFORMATION THAT IS PROPRIETARY TO MOLEX INCORPORATED AND SHOULD NOT BE USED WITHOUT WRITTEN PERMISSION			