

Features

- Halogen Free Available Upon Request By Adding Suffix "-HF"
- Guard Ring Protection
- High Surge Capability
- For Use In Low Voltage, High Frequency Inverters
- High Surge Current Capability
- Epoxy Meets UL 94 V-0 Flammability Rating
- Moisture Sensitivity Level 1
- Lead Free Finish/RoHS Compliant ("P" Suffix Designates RoHS Compliant. See Ordering Information)

Maximum Ratings

- Operating Junction Temperature Range(SS24HE): -55°C to +125°C
- Operating Junction Temperature Range(SS26HE~SS2200HE): -55°C to +150°C
- Storage Temperature Range: -55°C to +150°C
- Typical Thermal Resistance: 70°C/W Junction to Ambient^(Note 1)
- Typical Thermal Resistance: 30°C/W Junction to Lead^(Note 1)

MCC Part Number	Device Marking	Maximum Recurrent Peak Reverse Voltage	Maximum RMS Voltage	Maximum DC Blocking Voltage
SS24HE	24	40V	28V	40V
SS26HE	26	60V	42V	60V
SS2100HE	20	100V	70V	100V
SS2200HE	220	200V	140V	200V

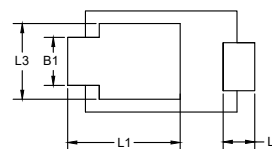
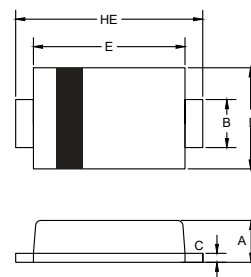
Electrical Characteristics @ 25°C Unless Otherwise Specified

Maximum Average Forward Current	$I_{F(AV)}$	2.0A	See Fig 1
Non-Repetitive Peak Forward Surge Current	I_{FSM}	50A	8.3ms Single Half Sine-Wave
Maximum Instantaneous Forward Voltage	V_F	SS24HE 0.50V SS26HE 0.70V SS2100HE 0.85V SS2200HE 0.92V	$I_F=2.0A; T_J=25^\circ C$ $I_F=2.0A; T_J=25^\circ C$ $I_F=2.0A; T_J=25^\circ C$ $I_F=2.0A; T_J=25^\circ C$
Maximum DC Reverse Current at Rated DC Blocking Voltage	I_R	SS24HE~SS26HE 0.5mA 20mA SS2100HE~SS2200HE 0.01mA 5mA	$T_J=25^\circ C$ $T_J=100^\circ C$ $T_J=25^\circ C$ $T_J=125^\circ C$

Note:1. Mounted on FR-4 PCB copper, minimum recommended pad layout.

2 Amp Schottky Barrier Rectifier 40~200 Volts

SOD-123HE



DIM	INCHES		MM		NOTE
	MIN	MAX	MIN	MAX	
A	0.036	0.040	0.90	1.00	
B	0.028	0.044	0.70	1.10	
B1	0.028	0.044	0.70	1.10	
C	0.008(Typ.)		0.20(Typ.)		
D	0.064	0.080	1.60	2.00	
E	0.116	0.132	2.95	3.35	
L1	0.076	0.092	1.90	2.30	
L2	0.024	0.040	0.60	1.00	
L3	0.036	0.052	0.90	1.30	
HE	0.140	0.156	3.50	3.90	

Curve Characteristics

Fig. 1 - Forward Current Derating Curve

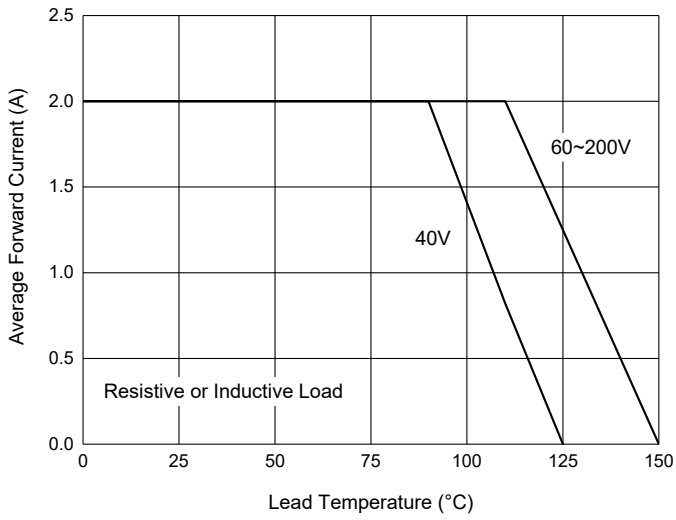


Fig. 3 - Maximum Non-Repetitive Peak Forward Surge Current

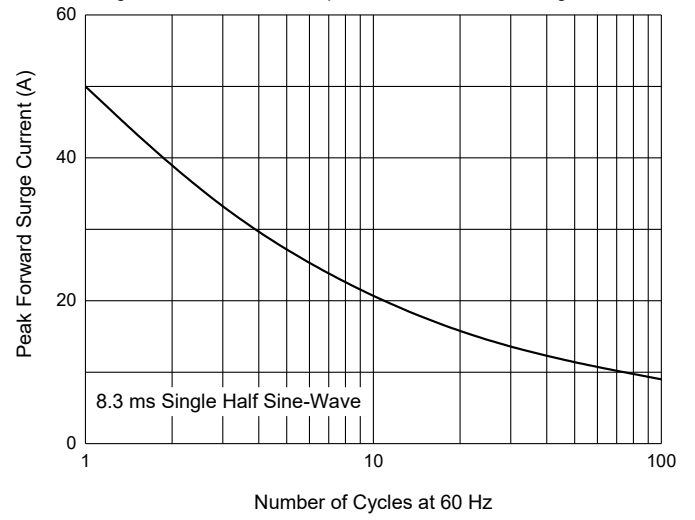


Fig. 3 - Typical Instantaneous Forward Characteristics

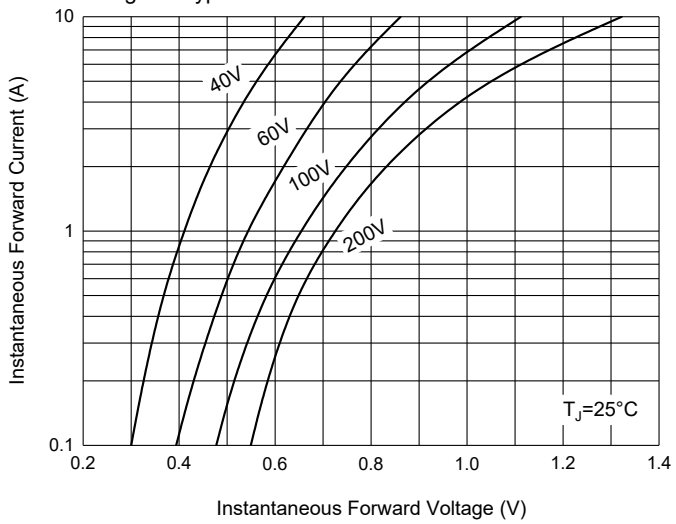
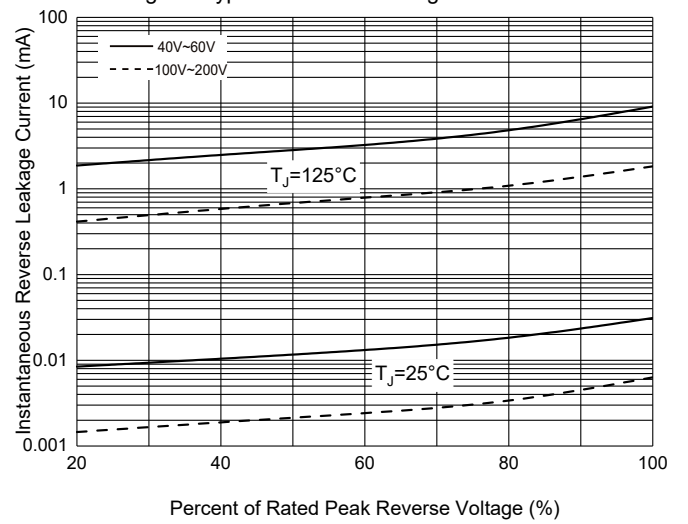


Fig. 4 - Typical Reverse Leakage Characteristics



Ordering Information

Device	Packing
Part Number-TP	Tape&Reel: 3Kpcs/Reel

Note : Adding "-HF" Suffix For Halogen Free, eg. Part Number-TP-HF

IMPORTANT NOTICE

Micro Commercial Components Corp. reserves the right to make changes without further notice to any product herein to make corrections, modifications, enhancements, improvements, or other changes. **Micro Commercial Components Corp.** does not assume any liability arising out of the application or use of any product described herein; neither does it convey any license under its patent rights, nor the rights of others. The user of products in such applications shall assume all risks of such use and will agree to hold **Micro Commercial Components Corp.** and all the companies whose products are represented on our website, harmless against all damages. **Micro Commercial Components Corp.** products are sold subject to the general terms and conditions of commercial sale, as published at <https://www.mccsemi.com/Home/TermsAndConditions>.

LIFE SUPPORT

MCC's products are not authorized for use as critical components in life support devices or systems without the express written approval of Micro Commercial Components Corporation.

CUSTOMER AWARENESS

Counterfeiting of semiconductor parts is a growing problem in the industry. Micro Commercial Components (MCC) is taking strong measures to protect ourselves and our customers from the proliferation of counterfeit parts. MCC strongly encourages customers to purchase MCC parts either directly from MCC or from Authorized MCC Distributors who are listed by country on our web page cited below. Products customers buy either from MCC directly or from Authorized MCC Distributors are genuine parts, have full traceability, meet MCC's quality standards for handling and storage. **MCC will not provide any warranty coverage or other assistance for parts bought from Unauthorized Sources.** MCC is committed to combat this global problem and encourage our customers to do their part in stopping this practice by buying direct or from authorized distributors.