
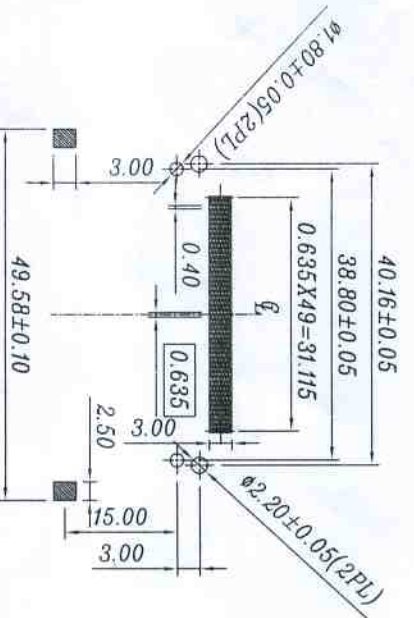
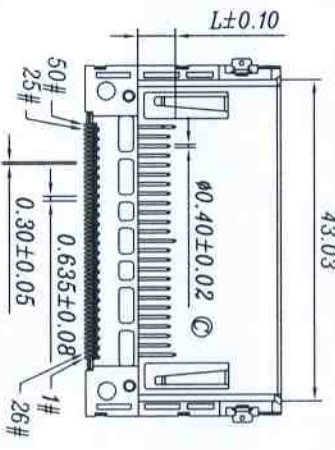


Pin Type	interface Dim L	Pin No.
detect	3.50MM	25, 26
General	4.25MM	all other pins
power	5.00MM	1,13,38,50



- Notes:
1. All Dimensions are in Millimeters.
 2. Material and Finish:
 - Housing: ICP Black UL94-0
 - Contact: Copper alloy
 - Pinish: Selective Gold 1-30μ" on contact area, Tin 160μ" on solder tail, underplated Nickel 50μ" Min.
 - Ground: Copper alloy
 - Pinish: All plated Tin 160μ", underplated Nickel 50μ" Min.
 - Shell: Stainless steel
 3. Operation voltage: 100 VAC max.
 4. Current rating : 1 Amps max.
 5. Contact resistance: 40m ohms max.
 6. Insulation resistance: 1000M ohms min. 500 VDC
 7. Dielectric withstanding voltage: 500 VAC / minute
 8. Operating Temperature: -20°C to +60°C
 9. Storage Temperature: -40°C to +70°C
 10. Total Mating Force : 28.8N (MAX) at 25 mm/minute
 11. Total Unmating Force: 4.9N (MIN) and 24.5N(MAX) at 25 mm/minute
 12. Single Pin Retention Force: 9.8N(MIN) at 25 mm/minute

PART NO.
10100265 **

Pin No.	Material	Finish
64: Contact: 1μ"	gold	solder tail: 160μ" Tin
65: Contact: 3μ"	gold	solder tail: 160μ" Tin
66: Contact: 5μ"	gold	solder tail: 160μ" Tin
67: Contact: 10μ"	gold	solder tail: 160μ" Tin
68: Contact: 15μ"	gold	solder tail: 160μ" Tin
69: Contact: 30μ"	gold	solder tail: 160μ" Tin

RECOMMENDED P.C.B LAYOUT (TOP VIEW)

GENERAL	TOLERANCE	FILE NO.	REV.	SIZE	PART NO.	DRAWN	CHECKED	APPROVED	MATERIAL	SCALE
X ± 0.50	X ± 5°	10100265	C	A4	10100265**	Iris. He	Henry. Wan		DATE: 2009/9/7	UNIT: mm
X ± 0.38	X ± 2°				CP Conn - 41/26.00 (10/10/07 Part)				Amphenol Shouhmin Industry	
.XX ± 0.25	.XX ± 1°				38.80 (Housing) (20/04/07)					

REV.	ECN NO.	MODIFY CONTENT	DATE
A	ES.D0609.114	ADD SPEC	9/28/2006
B	ES.D0712.010	copper shell changed	12/3/2007
C	ES.D0909.011	add Material and Finished Note	9/7/2009