

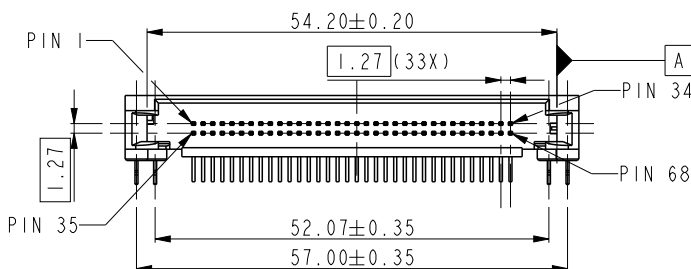
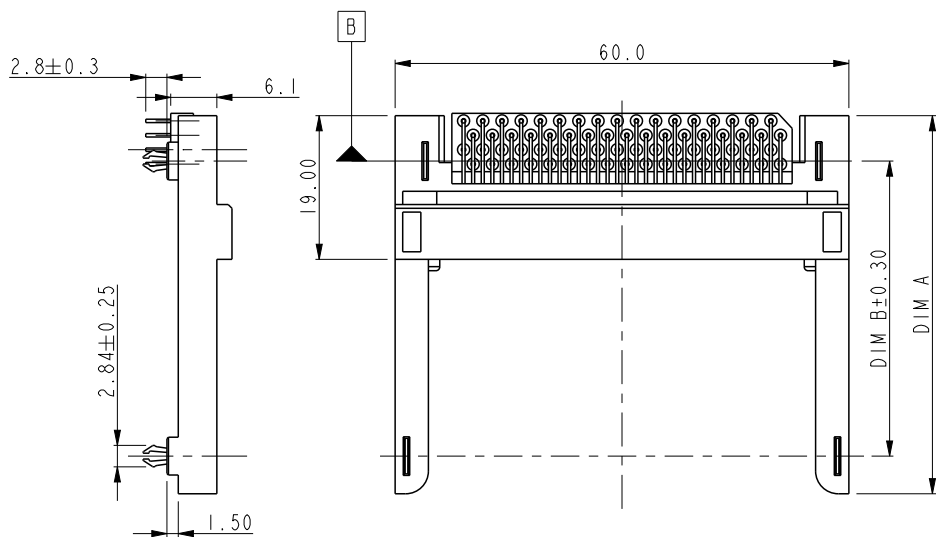
PRODUCT NO	STAND OFF
10125901-XXXLF	1.50MM

A

B

C

D



NOTE:

1. MATERIAL: HOUSING: LCP UL94-V0 BLACK
LOCATOR: LCP UL94-V0 BLACK
PIN: COPPER ALLOY

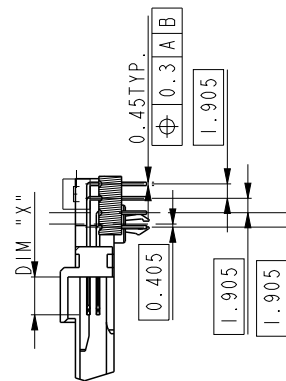
2. FINISH (PIN)

- a. ALL OVER : Ni UNDER PLATING 1.27um
- b. CONTACT AREA: Au 0.075um
- c. PURE TIN PLATING 2.5um.

3. IF LEAD FREE P/N, THE HOUSING WILL WITHSTAND EXPOSURE TO 260°C PEAK TEMPERATURE FOR 10 SECONDS IN A WAVE SOLDER APPLICATION WITH A 1.60±0.10mm CIRCUIT BOARD.

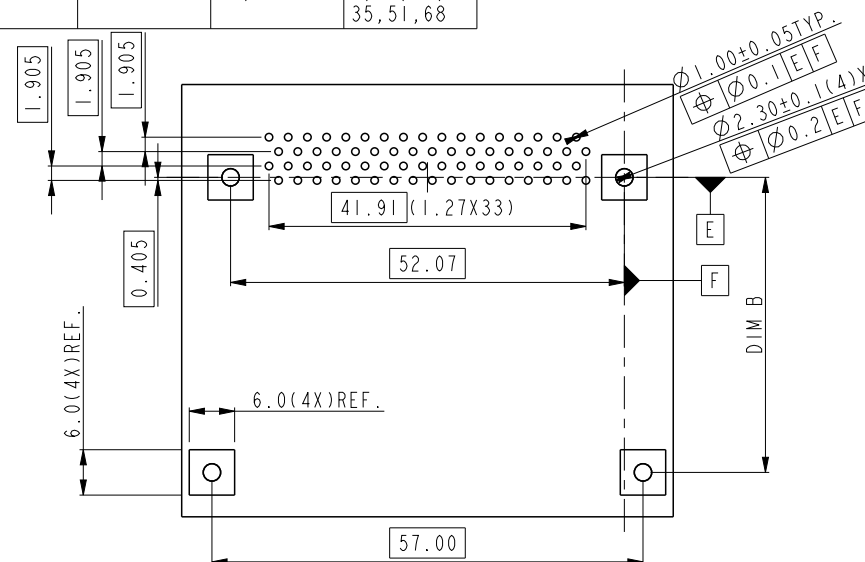
4. LEAD FREE PRODUCT MEETS EUROPEAN UNION DIRECTIVES AND OTHER COUNTRY REGULATIONS AS DISCRIBLED IN GS-22-008

5. PRODUCT SPEC: 110-263



DIM X		
DIM	4.25±0.1	3.5±0.1
PIN NUMBER	OTHERS	36,67
		1,17,34,35,51,68

PRODUCT NUMBER	DIM A	DIM B
10125901-015LF	50.0	39.02
10125901-115LF	33.0	22.02



RECOMMEND PCB LAYOUT

spec ref	-	dr	John Han	2013/08/07	projection	mm	size	A4	scale	1.000
tolerance std	ISO 406 ISO 1101	eng	John Han	2013/08/28			ecn no	-	rel level	Released
TOLERANCES UNLESS OTHERWISE SPECIFIED		chr	-	-						
surface	ISO 1302	appr	Rick Bian	2013/08/28	product family	-	rev			
<input checked="" type="checkbox"/> linear <input type="checkbox"/> angular	0.X	±0.3		title 68POS 3.3V PCMCIA ASSEMBLY 50MM&33MM WITH COVER HF PRODUCT	dwg no 10125901c	rev A	Product - Customer Drw sheet 1 of 1			
	0.XX	±0.10								
0.XXX	±0.05									
0°	±2°	www.fci.com	cat. no.	-	Product - Customer Drw				sheet 1 of 1	