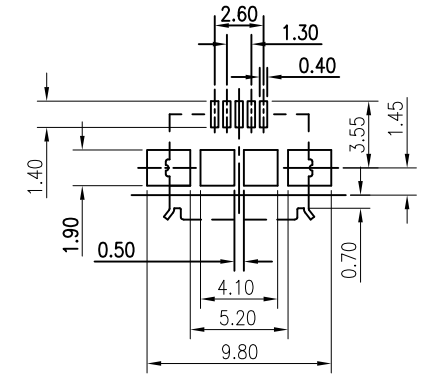
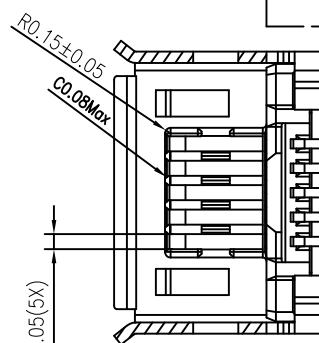
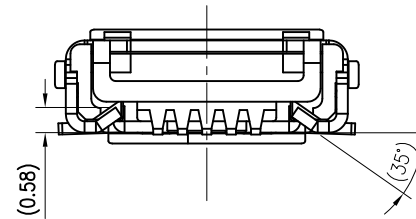
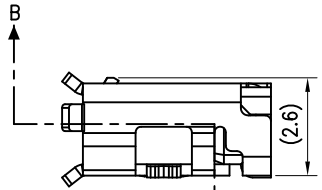
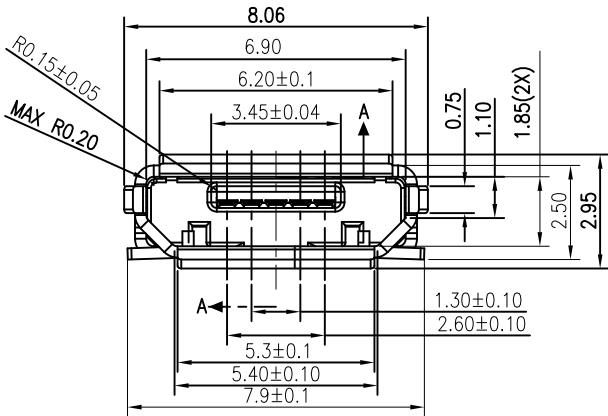


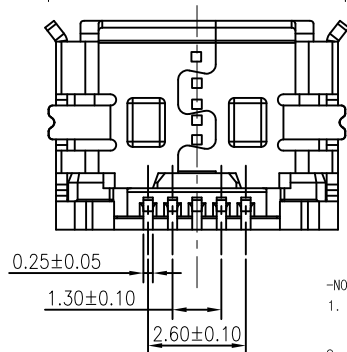
Section A-A (10:1)



RECOMMENDED PCB LAYOUT



Section B-B



-NOTE-

- This product is enable to mount both USB-IF Recommended PCB pattern bottom of soldering terminals
- Coplanarity : The dimension between flat tool and when connector put on the flat tool like PCB Signal Contact ter! solder tail : Max 0.08 mm Metal tab : Max 0.1mm
- PRODUCT NUMBERING:  
10104110 - 0001 LF
- The "LF" is meant lead free and can withstand expose to 260° C peak temperature for 10 seconds in IR reflow process.

ITEM	DESCRIPTION	MATERIAL	FINISH	QTY
1	HOUSING	THERMOPLASTIC+GF	BLACK	1
2	CONTACT	COPPER ALLOY	PLATING : Au PLATED OVER NICKEL OVERALL	5
3	SHELL	STAINLESS STEEL	PLATING : TiN OVER NICKEL OVERALL	1

mat'l. code				tolerances unless otherwise specified		CUSTOMER COPY		FCI		www.fciconnect.com	
ltr	ecn no	dr	date	linear	.X ± 0.38		projection	title			
A	T10-0002	J.H	1/7/10		.XX ± 0.25			MICRO USB B TYPE RECEPTACLE			
B	T10-0063	J.H	5/12/10		.XXX ± 0.10						
C	T11-0016	J.H	3/16/11	angles	0° ± 2°		MM		product family USB		code
sheet index		revision sheet		dr	JASON HSU	1/7/10	scale		size		code
				enr	JASON HSU	1/7/10	5:1		A4		TWN
				chr	GARY HSIEH	1/7/10			10104110		sheet
				appd	JOSEPH HSIA	1/7/10					1 of 1