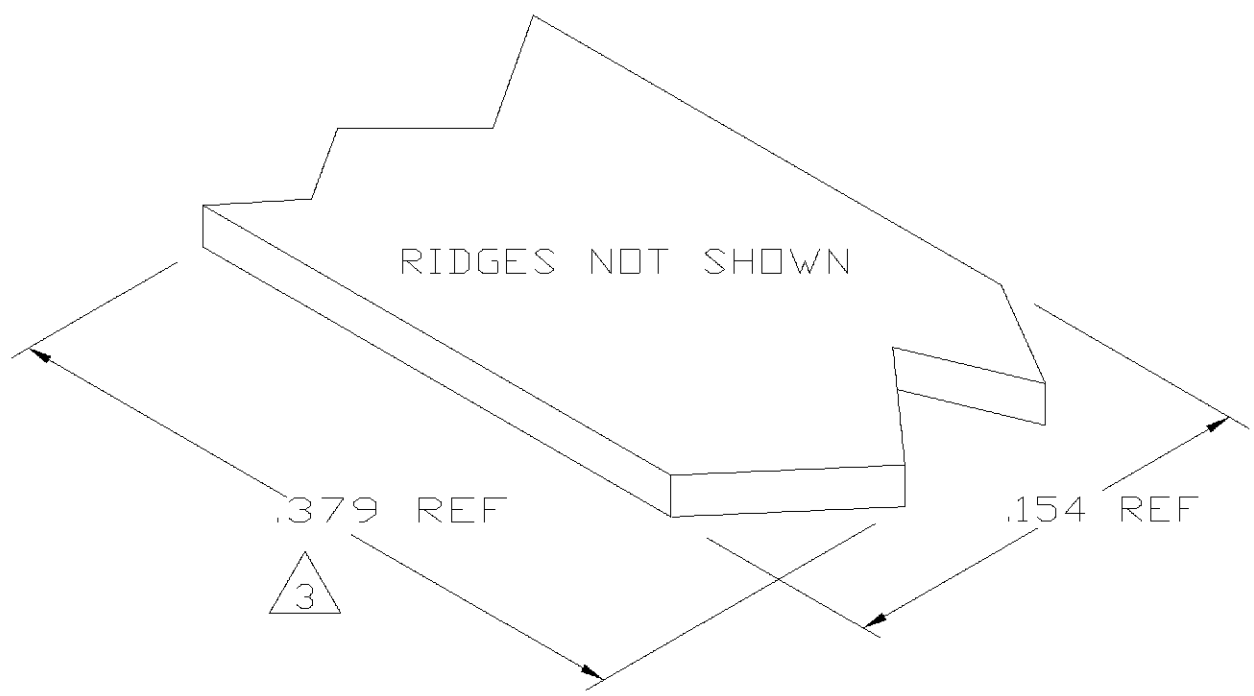
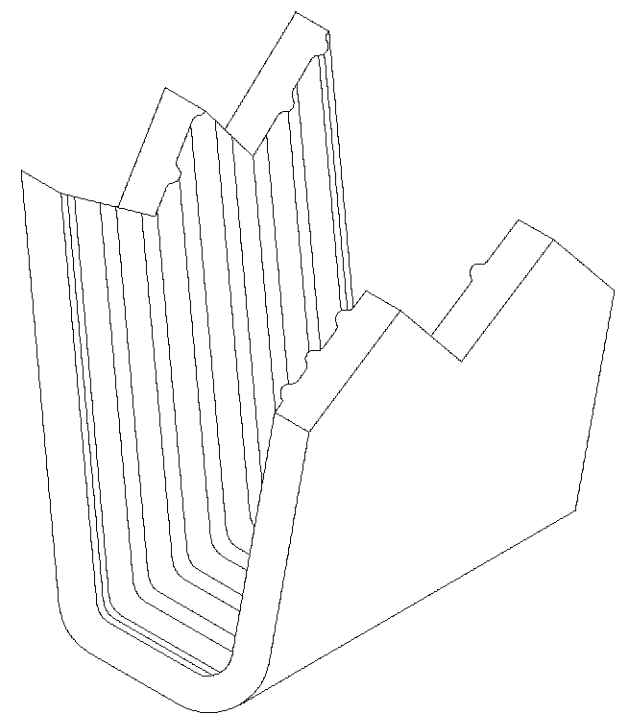
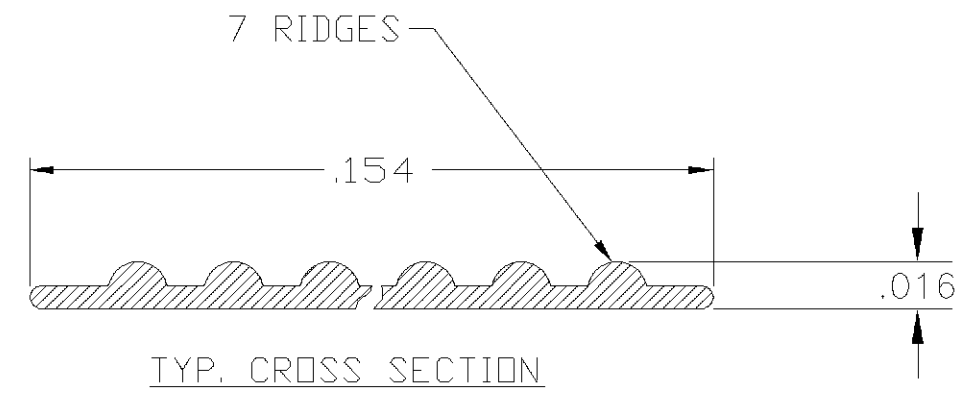


THIS DRAWING IS UNPUBLISHED. RELEASED FOR PUBLICATION  
 © COPYRIGHT BY TYCO ELECTRONICS CORPORATION. ALL RIGHTS RESERVED.

LOC	DIST	REVISIONS			
P	LTR	DESCRIPTION	DATE	DWN	APVD
AF	50	0	TRANSFERED TO TYCO FORMAT	07MAY02	MF EH



- 1 CRIMPBAND MATERIAL PROVIDED IN CONTINUOUS STRIP.
  - 2 REFERENCE DESCRIPTIVE PART NUMBER L092D16ASP.
- 3 BLANK LENGTH DETERMINED BY 092 TOOLSET.



PARTIAL FORMED VIEW (REF)  
FORMED BY APPLICATION TOOLING

1601689-1  
PART NUMBER

THIS DRAWING IS A CONTROLLED DOCUMENT.		DWN MICHAEL S. FEHER 07MAY2002	Tyco Electronics Corporation Harrisburg, PA 17105-3608	
DIMENSIONS: INCHES		CHK EDWARD HOWARD 07MAY2002		
TOLERANCES UNLESS OTHERWISE SPECIFIED:		APVD EDWARD HOWARD 07MAY2002	NAME - CRIMPBAND, RTM	
0 PLC ± - 1 PLC ± - 2 PLC ± - 3 PLC ± .005 4 PLC ± - ANGLES ± -		PRODUCT SPEC -	RESTRICTED TO -	
MATERIAL UNS C72500 CU-NI ALLOY		FINISH NONE	WEIGHT -	SIZE A3
		CAGE CODE 00779		DRAWING NO C-1601689
		CUSTOMER DRAWING		SCALE 1:1
				SHEET 1 OF 1
				REV 0