



Workstation Selection Guide

Workstation Selection Guide



An Extensive Selection of Workstation Products to Support Your Applications

Panduit provides enterprise solutions that satisfy current voice, data and video requirements and provide the flexibility and scalability needed for future growth and reconfigurations. Our comprehensive offering supports a wide range of applications.

Work areas and conference rooms are a hub for face-to-face meetings and video conferences that enable employee engagement, innovation and productivity. Enterprise IP networks need to support voice, data and video to enable open and collaborative work environments.

Table of Contents

Classic Faceplates _____	4
Executive Faceplates _____	6
Stainless Steel Faceplates _____	8
Furniture Faceplates _____	10
Faceplate Frames and Inserts _____	12
Surface Mount Boxes _____	13
Adapters _____	14
Specialty Products, Miscellaneous Products _____	15

Classic Style Faceplates

- Available in various configuration and port densities
- Accept all Mini-Com® modules
- Select offering in horizontal orientation

Standard design - No labels

Screws match color of faceplate



CFP1**



CFP2**



CFP4**



CFPH2**



CFPH4**

Standard design - With labels



CFPL1Y**



CFPL2Y**



CFPL3Y**



CFPL4Y**



CFPL6Y**

Sloped design

Allows proper bend radius control

Select faceplates include icon slots for data and voice identification



CFPSL2Y**



CFPSL4Y**



CFPSL6Y**



CFPHS2**



CFPHSL4**

Classic Style Faceplates (continued)

Ultimate ID design

Complies with standard labeling requirements, labels not included. Dedicated label pocket above ports. Screw pocket used as horizontal link identifier



UICFP2**



UICFP4**



UICFP6**



UICFPH2**



UICFPH4**

Label Chart and color guide for Classic Style Faceplates

Standard design

Part Number	Ports	Color	Opening	Labeling	Labeling LS8E	Laser Ink	Replacement Label
CFP1**	1	IW, WH, IG, EI, BL	SG	ADH	C195X040Y1C	C195X040Y1J	–
CFP2**	2			ADH			EFPK-XY (includes screws)
CFP4**	4			ADH			
CFPL2**Y	2			Y			
CFPL4**Y	4			Y			
CFPL6**Y	6			Y			
CFPSL2**Y	2			Y			
CFPSL4**Y	4			Y			
CFPSL6**Y ^^	6			Y			
CFPHS2**	2			ADH			
CFPHSL4**	4	Y	C261X035Y1C	C261X035Y1J	C4PPLK		

Ultimate ID design

Part Number	Ports	**Color	Opening	Labeling	Labeling LS8E	Laser Ink*	Write On Label
UICFP2**	2	IW, WH, EI	SG	Y	UILS8BW	UILJ2	UIWOL2-L
UICFP4**	4		SG			UILJ2	
UICFP6**^^	6		SG			UILJ3	UIWOL3-L
UICFPH2**	2		SG			UILJ2	UIWOL2-L
UICFPH4**	4		SG			UILJ4	UIWOL4-L

* Ultimate ID requires 1 position labels to identify the telecom space (UILJ1)

**Available colors are: IW (Off White), WH (White), IG (International Gray), EI (Electric Ivory) or BL (Black)

^^ Requires a 1.9" wide or wider electrical box

Executive Style Faceplates

- Available in various configuration and port densities
- Accept all Mini-Com® modules
- Select offering in horizontal orientation
- Raised rail design
- Available in single and double gang

Standard design



CFPE1**Y



CFPE2**Y



CFPE4**Y



CFPE6**Y



CFPE10**-2GY

Ultimate ID design

Complies with standard labeling requirements, labels not included. Dedicated label pocket above ports. Screw pocket used as horizontal link identifier



UICFPSE2**



UICFPSE4**



UICFPSE6**



UICFPSE8**-2G



UICFPHSE2**



UICFPHSE4*

Executive Style Faceplates [continued]

Label chart and color guide for Executive Style Faceplates

Standard design

Part Number	Ports	**Color	Opening	Labeling	Labeling LS8E	Laser Ink	Replacement Label
CFPE1**Y	1	IW, WH, IG, EI, BL	SG	Y	C195X040Y1C	C195X040Y1J	EFPK-XY (includes screws)
CFPE2**Y	2		SG				
CFPE4**Y	4		SG				
CFPE6**Y^^	6		SG				
CFPE10**-2GY	10		DG		C288X040Y1C	C288X040Y1J	

Ultimate ID design

Part Number	Ports	**Color	Opening	Labeling	Labeling LS8E	Laser Ink*	Write On Label
UICFPSE2**	2	IW, WH, EI	SG	Y	UILS8BW	UILJ2	UIWOL2-L
UICFPSE4**	4		SG		UILS8BW	UILJ2	
UICFPSE6** ^^	6		SG		UILS8BW	UILJ3	UIWOL3-L
UICFPSE8**-2G	8		DG		UILS8BW	UILJ4	UIWOL4-L
UICFPHSE2**	2		SG		UILS8BW	UILJ2	UIWOL2-L
UICFPHSE4**	4		SG		UILS8BW	UILJ4	UIWOL4-L

* Ultimate ID requires 1 position labels to identify the telecom space (UILJ1)

**Available colors are: IW (Off White), WH (White), IG (International Gray), EI (Electric Ivory) or BL (Black)

^^ Requires a 1.9" wide or wider electrical box

Stainless Steel Faceplates

- Impact resistant material, 304 grade stainless steel
- Available in vertical, single and double gang
- Two-piece construction available with and without labeling pocket

Single Gang - with label pocket



CFPL2SY



CFPL4SY



CFPL6SY

Double Gang - with label pocket



CFPL4S-2GY



CFPL6S-2GY



CFPL8S-2GY



CFPL10S-2GY

Single Gang – without label pocket



CFP2SY



CFP4SY



CFP6SY

Double Gang – without label pocket



CFP4S-2GY



CFP8S-2GY



CFP10S-2GY

Stainless Steel Faceplates (continued)

Ultimate ID

Complies with standard labeling requirements, labels not included. Dedicated label/icon pocket above ports. Screw pocket used as horizontal link identifier



UICFP2S



UICFP4S



UICFP6S

Sloped Recessed with label pocket

Sloped design allows for proper bend radius and protects connections.



CFPSL2S



CFPSL4S

Label Chart and color guide for Stainless Steel Faceplates

Standard design

Part Number	Ports	Opening	Labeling	Labeling LS8E	Laser Ink	Replacement Label
CFPL2SY	2	SG	Y	C195X040Y1C	C195X040Y1J	EFPK-XY (includes screws)
CFPL4SY ^^	4	SG				
CFPL6SY ^^	6	SG				
CFPLS2S	2	SG				
CFPLS4S	4	SG				
CFPL4S-2GY	4	DG		C288X040Y1C	C288X040Y1J	EFPK102G-XY (includes screws)
CFPL6S-2GY	6	DG				
CFPL8S-2GY	8	DG				
CFPL10S-2GY	10	DG				
CFP2SY	2	SG	ADH	C061X030FJC	C061X030FJJ	NA
CFP4SY ^^	4	SG				
CFP4S-2GY	4	DG		C188X030FJC	C188X030FJJ	
CFP6SY ^^	6	SG				
CFP8S-2GY	8	DG		C125X030FJC	C125X030FJJ	
CFP10S-2GY	10	DG				

Ultimate ID design

Part Number	Ports	Opening	Labeling	Labeling LS8E	Laser Ink*	Write On Label
UICFP2S	2	SG	Y	UILS8BW	UILJ2	UIWOL2-L
UICFP4S	4	SG			UILJ2	
UICFP6S ^^	6	SG			UILJ3	UIWOL3-L

* Ultimate ID requires 1 position labels to identify the telecom space (UILJ1)

^^ Requires a 1.9" wide or wider electrical box

Furniture Faceplates

Standard Furniture Opening

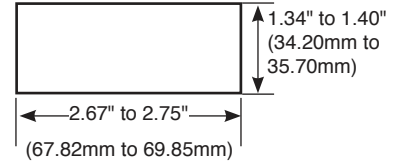
Basic



CFFP4**



CFFPL4**



Maximum Panel Thickness: 0.09" (2.29mm)

Ultimate ID

Complies with standard labeling requirements, labels not included. Dedicated label/icon pocket above ports. Screw pocket used as horizontal link identifier



UICFFP4**

Knoll Morrison

Extends .90" (22.9mm)



CFFPE3BL

Faceplate Extender

Adds approximately 1/2" in depth (12.7mm)
Will accept Basic, Ultimate ID & Knoll Morrison



MFFPE**

Angled faceplate

Not compatible with MFFPE**



CFFPLA4**



CFFPA2**

Furniture Faceplates [continued]

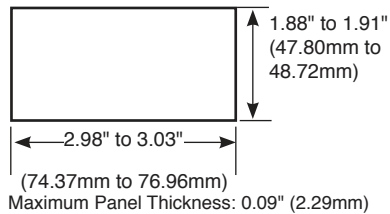
Customer Furniture Opening

Herman Miller

Compatible with AO2 & 3 and Ethospace Baseline



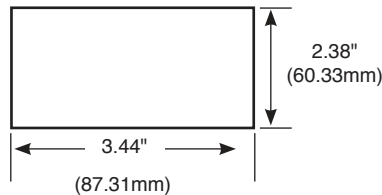
CFFPHM4**



Compatible with Ethospace Beltline



CFFPEBSL4**



Label Chart and color guide for Furniture Faceplates

Part Number	Ports	Color	Compatible w/MFFPE**	Opening	Labeling	Labeling LS8E	Laser Ink	Write On Label
CFFP4**	4	IW, WH, IG, EI, BL	Y	Standard	N	C125X030FJC	C125X030FJJ	-
CFFPL4**	4			Standard	Y	C261X035Y1C	C261X035Y1J	C4PPLK
UICFFP4**	4			Standard		UILS8BW	UILJ4	UIWOL4
CFFPLA4**	4		N	Standard	N	C261X035Y1C	C261X035Y1J	C4PPLK
CFFPA2**	2			Standard		C125X030FJC	C125X030FJJ	-

Knoll

Part Number	Ports	**Color		Opening	Labeling	Labeling LS8E	Laser Ink*	Write On Label
CFFPE3BL	3	BL	Y	Standard/Morrison	N	C061X030FJC	C061X030FJJ	-

Herman Miller

CFFPHM4**	4	IW, WH, IG, EI, BL	N	AO 2 & 3 Ethospace Baseline	N	C125X030FJC	C125X030FJJ	-
CFFPEBSL4**	4		N	Ethospace Baseline	Y	C261X035Y1C	C261X035Y1J	C4PPLK

Extender

MFFPE**	-	IW, WH, IG, EI, BL	-	Standard	-	-	-	-
----------------	---	--------------------	---	----------	---	---	---	---

* Ultimate ID requires 1 position labels to identify the telecom space (UILJ1)

**Available colors are: IW (Off White), WH (White), IG (International Gray), EI (Electric Ivory) or BL (Black)

Faceplate Frames and Inserts

Faceplate Frames



CB**

CB**-2G

CBE**Y

CBE**-2GY

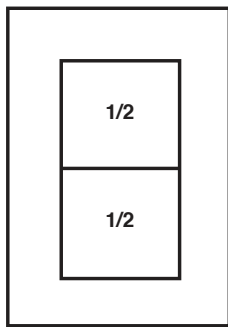
Faceplate Frame Kits



CFPSE4**Y

CFPF12**-2G

1/2 Inserts



Accepts **two 1/2 inserts** in a single gang frame

Accepts **four 1/2 inserts** in a double gang frame



CHS2**-X



CHS2S**-X



CHLS2S**-X



CHB2**-X



CHS1S**-X



CHF2**-X

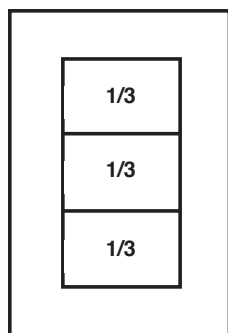


CHSRE2**-X



CHS2B**-X

1/3 Inserts



Accepts **three 1/3 inserts** in a single gang frame

Accepts **six 1/3 inserts** in a double gang frame



CHF2M**-X



CHB2M**-X



CHR3WYR**



CHD15HDC**Y



CHD15HDSC**Y

** Available colors are: IW (Off White), WH (White), IG (International Gray), EI (Electric Ivory) or BL (Black)

Surface Mount Boxes

Quick-release cover



CBXQ1**-A CBXQ2**-A CBXQ4**-A CBXQ6**-A

Elongated



CBX1**-A CBX2**-AY CBX4**-AY

Fiber Boxes



CBXF6**-AY CBXF12**-AY

Ultimate ID



UICBX2**-A UICBX4**-A

Label Chart and color guide for Surface Mount Boxes

Quick Release Cover*

Part Number	Ports	Color	Magnet	Labeling	Labeling LS8E	Laser Ink	Replacement Label
CBXQ1**-A	1	IW, WH, IG, EI, BL	-	ADH	C125X030FJC	C125X030FJJ	-
CBXQ2**-A	2			Y	C252X030FJC	C252X030FJJ	-
CBXQ4**-A	4			Y	C379X030FJC	C379X030FJJ	CSGLLC-L
CBXQ6**-A	6			Y			CSGLLC-L

Elongated

CBX1**-A	1	IW, WH, IG, EI, BL	-	ADH	C061X030FJC	C061X030FJJ	-
CBX2**-AY	2		CBM-X	ADH	C125X030FJC	C125X030FJJ	
CBX4**-AY	4			Y	C252X030FJC	C252X030FJJ	CSGLLC-L

Elongated w/Fiber Spool

CBXF6**AY	6	IW, WH, IG, EI, BL	-	Y	C379X030FJC	C379X030FJJ	CSGLLC-L
CBXF12**-AY	12						CSGLLC-L

Ultimate ID design***

UICBX2**-A	2	IW, WH, IG, EI, BL	CBM-X	Y	UILS8BW	UILJ2	UIWOL2-L
UICBX4**-A	4		CSBM-X	UILS8BW	UILS8BW	UILJ4	UIWOL4-L

*Quick Release Cover Surface Mount boxes can also be used as a shuttered design by using our shuttered jacks (CJH^88TG** UTP or CJSH^88TG**Y STP)

** Available colors are: IW (Off White), WH (White), IG (International Gray), EI (Electric Ivory) or BL (Black)

***Ultimate ID requires 1 position labels to identify the telecom space (UILJ1)

Adapters

106 'Duplex' Style

Mounts behind standard duplex faceplates



CF1062**



CF1064**



CP106**



CP106**-2G

GFCI 'Rectangular' Style

Mounts behind standard GF/GFCI faceplates



CFG1**



CFG2**



CFG4**



CFG6**



CPG**



CPG**-2G

Label chart and color guide for Adapters

Part Number	Ports	Color	Opening	Labeling	Labeling LS8E	Laser Ink
CF1062**Y	2	IW, WH, IG, EI, BL	NEMA DUPLEX	N	–	–
CF1064**Y	4			N	–	–
CFG1**	1		Std GFCI	Y	C061X030FJC	C061X030FJJ
CFG2**	2			Y		
CFG4**	4			Y	C125X030FJC	C125X030FJJ
CFG6**	6			N	–	–

** Available colors are: IW (Off White), WH (White), IG (International Gray), EI (Electric Ivory) or BL (Black)

Specialty Products

Tamper Resistant



CFPTR4**



UICFPTR4**

Water Resistant



CFPWR4**

MuTOA



CM6P**

Phone Plates



KWP5EY



KWP6PY



KWPY

Angled Box



UICBXA12-A**

Miscellaneous Adapters



CMAA1-X**

Snaps into 1"x1" (25mmx25mm) opening with panel thickness of .06" to .08" (1.5mm to 2mm)



CMNZA-X**

Snaps into .827"x.827" (21mmx21mm) opening with panel thickness of .046" to .056" (1.17mm to 1.42mm)



CFFPR1BL-X


1.57" round adapter with screw



CBTAL1^^-X

Bticino adapter with label pocket

^^ BL (Living Intl)
WH (Light Series)



CBTA1^^-X

Bticino adapter with label pocket

^^ BL (Living Intl)
WH (Light Series)



CHI2M-X**

Compatible with Wiremold's Interlink/Activate frames



CHO2MEI-X**

Compatible with Ortronics Series II frames



CMB-X**

1-position blank

** Visit Panduit.com or contact Customer Service for color options

‡ All trademarks, service marks, trade names, product names, and logos appearing in this document are the property of their respective owners



WORLDWIDE SUBSIDIARIES AND SALES OFFICES

PANDUIT US/CANADA
Phone: 800.777.3300

PANDUIT EUROPE LTD.
London, UK
cs-emea@panduit.com
Phone: 44.20.8601.7200

PANDUIT SINGAPORE PTE. LTD.
Republic of Singapore
cs-ap@panduit.com
Phone: 65.6305.7575

PANDUIT JAPAN
Tokyo, Japan
cs-japan@panduit.com
Phone: 81.3.6863.6000

PANDUIT LATIN AMERICA
Guadalajara, Mexico
cs-la@panduit.com
Phone: 52.33.3777.6000

PANDUIT AUSTRALIA PTY. LTD.
Victoria, Australia
cs-aus@panduit.com
Phone: 61.3.9794.9020

For a copy of Panduit product warranties, log on to www.panduit.com/warranty

For more information

Visit us at www.panduit.com

Contact Customer Service by email: cs@panduit.com
or by phone: 800-777-3300

PANDUIT[®]

©2017 Panduit Corp.
ALL RIGHTS RESERVED.
OTSG01--SA-ENG
8/2017