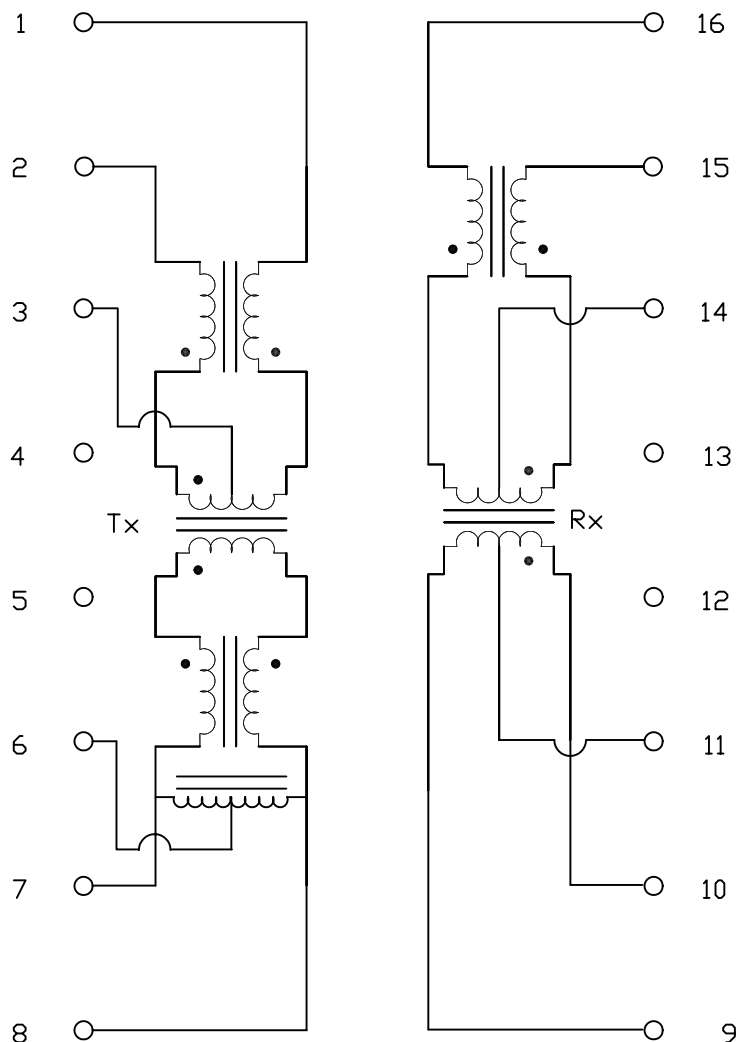


THE INFORMATION CONTAINED HEREIN IS CONSIDERED PROPRIETARY TO BEL FUSE INC. AND SHALL NOT BE COPIED, REPRODUCED OR DISCLOSED WITHOUT THE WRITTEN APPROVAL OF BEL FUSE INC.



ELECTRICAL CHARACTERISTICS @ 25°C

SCHEMATIC



URNS RATIO

(2-3-1):(7-6-8) Tx
(15-14-16):(10-11-9) Rx

1cT : 1cT
1cT : 1cT

PHASING

2 TO 7 AND 15 TO 10
PER DOT CONVENTION

OCL

(1-2) OPEN 8 & 7
(15-16) OPEN 10 & 9

350 μH MIN. AT 100kHz
0.1V rms WITH 8mA D.C. BIAS

INSERTION LOSS

1.0dB MAX AT 100kHz TO 100MHz

RETURN LOSS

MEASURED UNDER A 100 Ω ENVIRONMENT

FREQ.	2MHz	10MHz	30MHz	45MHz	60MHz	80MHz
MIN.	20dB	20dB	19dB	16dB	12dB	12dB

CMDR

40dB MIN AT 100kHz TO 155MHz

CMRR

30dB MIN AT 100kHz TO 155MHz

CROSSTALK

30dB MIN AT 100kHz TO 155MHz

HIPOT

PER HAND-WORK-03

ORIGINATED BY: JQ
DATE: 03-31-05
DRAWN BY: JQ Chen
DATE: 03-31-05

TITLE: ELECTRICAL SPECIFICATION
S558-5999-90-F

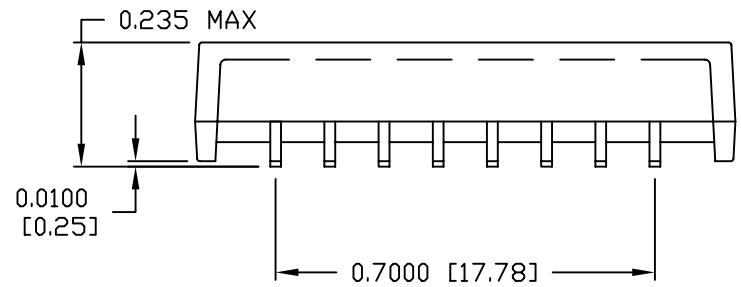
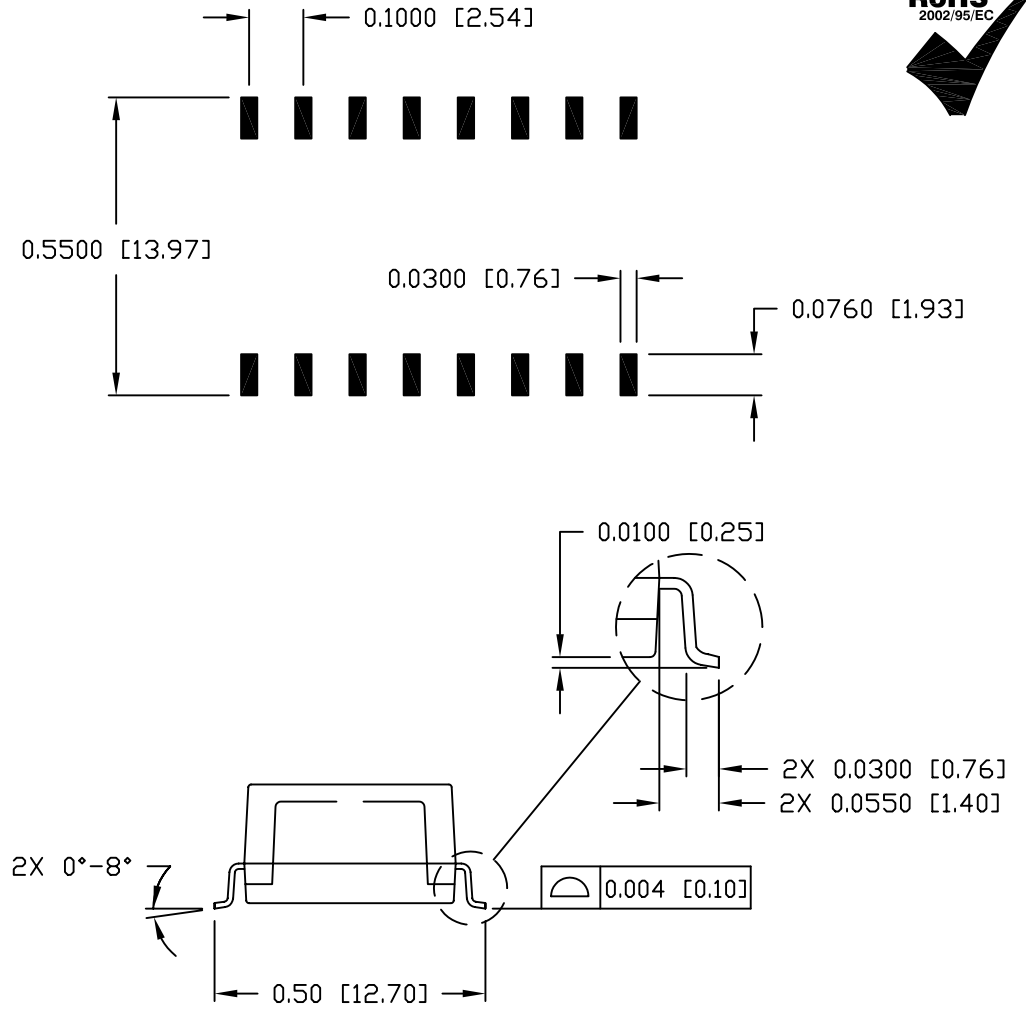
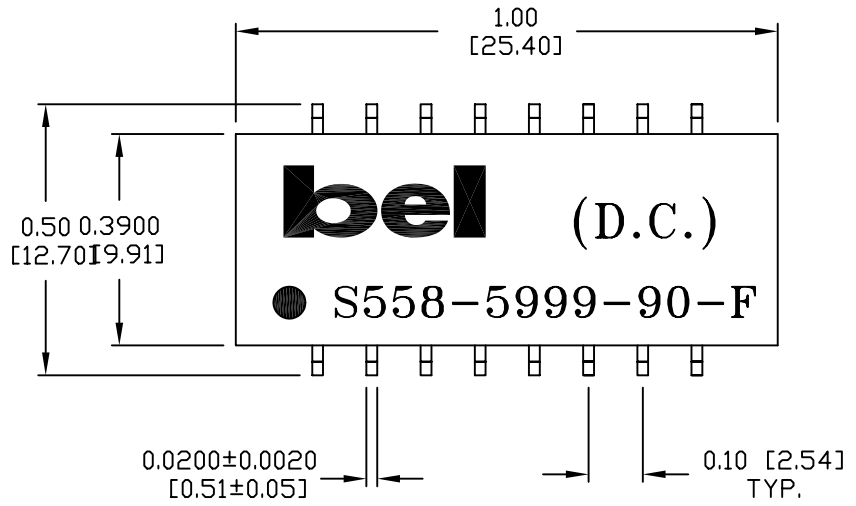
PART NO. / DRAWING NO.: S558-5999-90-F
FILE NAME:

STANDARD DIM. TOL. IN INCH	[] METRIC DIM. AS REFERENCE	
.X	UNIT : INCH [mm]	REV. : A
.XX	SCALE : N/A	SIZE : A4
.XXX		PAGE : 2



THE INFORMATION CONTAINED HEREIN IS CONSIDERED "PROPRIETARY" TO BEL FUSE INC. AND SHALL NOT BE COPIED, REPRODUCED OR DISCLOSED WITHOUT THE WRITTEN APPROVAL OF BEL FUSE INC.

SUGGESTED PCB PAD LAYOUT



NOTES:

- STANDARD MARKING REFER TO DOC. HAND-WORK-04.
- PACKAGE CODE: "RNS001".

ORIGINATED BY HQ	DATE 03-31-05	TITLE MECHANICAL DRAWING S558-5999-90-F	PART NO. / DRAWING NO. S558-5999-90-F	STANDARD DIM. TOL. IN INCH		[] METRIC DIM. AS REFERENCE		REV. : A	SIZE : A4	PAGE : 3	 COMPONENTS FOR A CONNECTED PLANET
				.X		UNIT : INCH [mm]	SCALE : N/A				
DRAWN BY DQ Chen	DATE 03-31-05		FILE NAME	.XX	±0.01						
				.XXX	±0.005						