

4

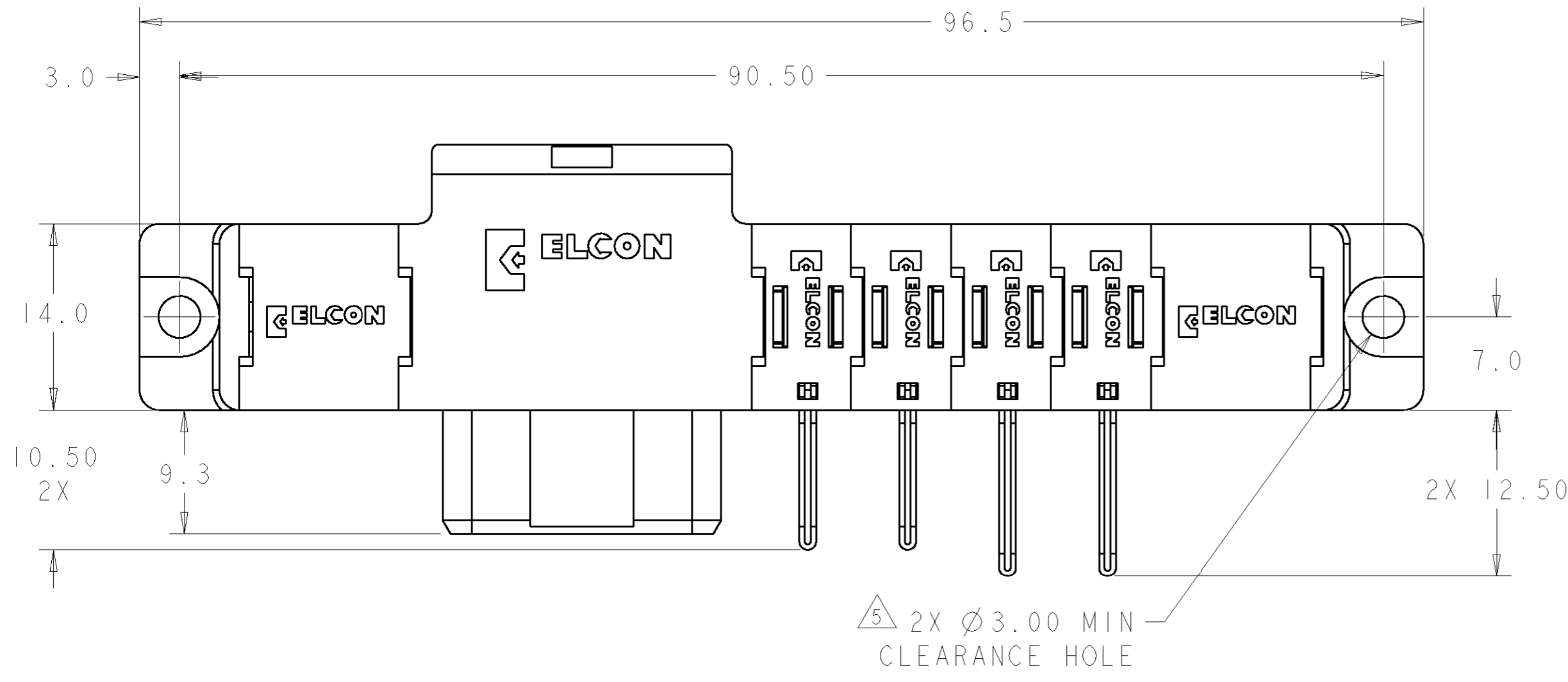
3

2

1

THIS DRAWING IS UNPUBLISHED. RELEASED FOR PUBLICATION 20  
 © COPYRIGHT 20 BY TYCO ELECTRONICS CORPORATION. ALL RIGHTS RESERVED.

LOC	DIST	REVISIONS					
GP	00	P	LTR	DESCRIPTION	DATE	DWN	APVD
			A	NEW RELEASE	20JUL2007	RG	PD



- PART NUMBER CHANGES AND OR DESIGN CHANGES AFFECTING ITEM INTERCHANGEABILITY REQUIRE PRIOR TYCO ELECTRONICS APPROVAL AND AUTHORIZATION BY REVISION TO THIS DRAWING.
- MATERIAL:
  - INSULATORS - THERMOPLASTIC, GLASS REINFORCED, COLOR: BLACK, UL94V-0 FLAMMABILITY RATED.
  - SIGNAL CONTACTS: PHOSPHOR BRONZE ALLOY
  - POWER CONTACTS - PHOSPHOR BRONZE ALLOY, COPPER ALLOY
  - CROWN BANDS: BERYLLIUM COPPER ALLOY
- FINISH:
  - CONTACTS - GOLD PLATE 0.76µm MIN. THK., OVER NICKEL 1.27µm MIN. THK.
  - SOLDER TAILS, TIN 3.05µm MIN. THK. OVER NICKEL 1.27µm MIN. THK.

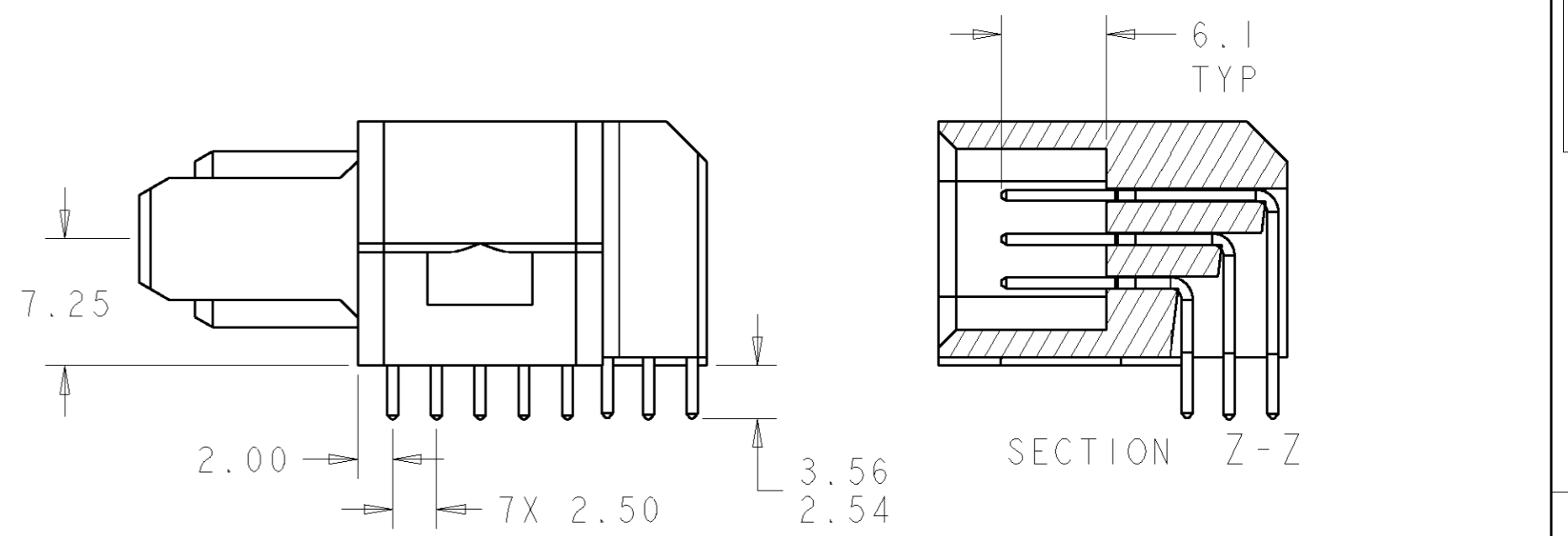
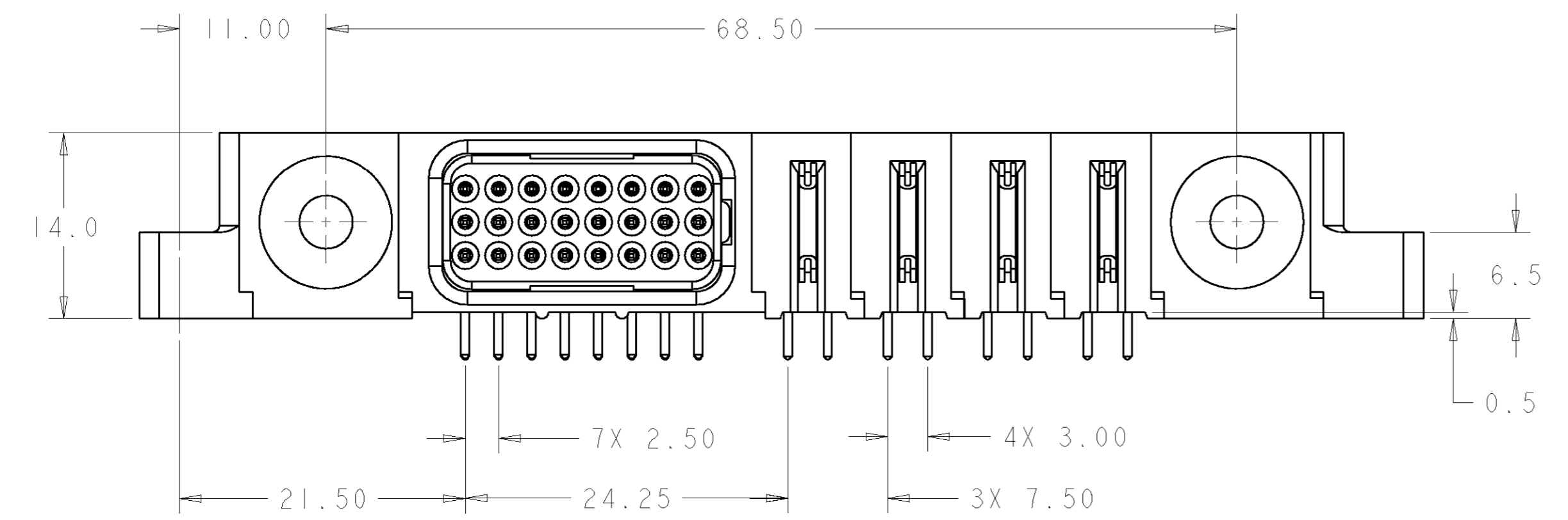
△ ITEMS PROVIDED TO THIS SPECIFICATION TO BE PERMANENTLY IDENTIFIED PER THE FOLLOWING IDENTIFIER LABEL

YEAR    WEEK   

TYCO ELECTRONICS P/N                      DATE CODE (e.g. 0106)       

XXXXXXXX-X XXXX

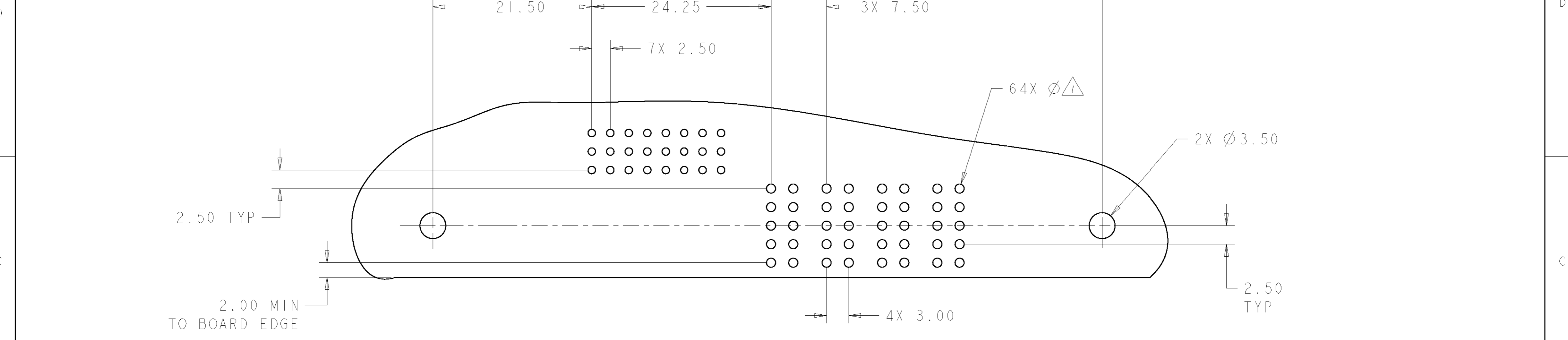
△ MOUNTING FLANGES ACCEPT M3 OR 4-40 SCREWS (USER SUPPLIED).



<b>ELCON FLATPAQ</b>		AMP 1471-9 REV 31MAR2000		AS SHOWN 6646744-1		DESCRIPTION PART NUMBER	
THIS DRAWING IS A CONTROLLED DOCUMENT FOR TYCO ELECTRONICS CORPORATION IT IS SUBJECT TO CHANGE AND THE CONTROLLING ENGINEERING ORGANIZATION SHOULD BE CONTACTED FOR THE LATEST REVISION.		DWN R. GRZYBOWSKI 20JUL2007 CHK P. DAMATO 20JUL2007 APVD S. FLICKINGER 20JUL2007		Tyco Electronics Harrisburg, PA 17105-3608		NAME SOCKET CONNECTOR, RIGHT ANGLE SOLDER TAILS FLATPAQ	
DIMENSIONS: mm 		TOLERANCES UNLESS OTHERWISE SPECIFIED: 0 PLC ±.5 [.02] 1 PLC ±.25 [.010] 2 PLC ±.25 [.010] 3 PLC ±.25 [.010] 4 PLC ±.25 [.010] ANGLES ±1		PRODUCT SPEC - APPLICATION SPEC - WEIGHT -		SIZE A2 CAGE CODE 00779 DRAWING NO. 6646744 RESTRICTED TO -	
MATERIAL -		FINISH -		CUSTOMER DRAWING		SCALE 3:1 SHEET 1 OF 3 REV A	

THIS DRAWING IS UNPUBLISHED. RELEASED FOR PUBLICATION 20  
 © COPYRIGHT 20 BY TYCO ELECTRONICS CORPORATION. ALL RIGHTS RESERVED.

LOC	DIST	REVISIONS					
GP	00	P	LTR	DESCRIPTION	DATE	DWN	APVD
		-		SEE SHEET 1	-	-	-



PRINTED CIRCUIT LAYOUT  
 COMPONENT SIDE

CONNECTOR	CATALOG MODULE #	QTY	SIZE NO.	CONTACT QTY	MATING PIN	MAX. CURRENT (PER CONTACT)	CONTACT SPACING	VOLTAGE RATING	
SOCKET	FP303	1	22	24	.64 [.025] SQ.	3 amps	2.50 [.0984]	125	
	FPI05	2	8	2	1.25 X 7.00 [.049 X .276]	35 amps	7.50 [.2953]	250	
	FPI06	2	8	2	1.25 X 7.00 [.049 X .276]	35 amps	7.50 [.2953]	250	
	FP506	2	RIGHT ANGLE GUIDE SOCKET						
	FP500	1	LEFT MOUNTING FLANGE						
	FP501	1	RIGHT MOUNTING FLANGE						

THIS DRAWING IS A CONTROLLED DOCUMENT FOR TYCO ELECTRONICS CORPORATION. IT IS SUBJECT TO CHANGE AND THE CONTROLLING ENGINEERING ORGANIZATION SHOULD BE CONTACTED FOR THE LATEST REVISION.

DWN R. GRZYBOWSKI 20 JUL 2007	Tyco Electronics Harrisburg, PA 17105-3608
CHK P. DAMATO 20 JUL 2007	
APVD S. FLICKINGER 20 JUL 2007	
NAME SOCKET CONNECTOR, RIGHT ANGLE SOLDER TAILS FLATPAQ	
DIMENSIONS: mm	TOLERANCES UNLESS OTHERWISE SPECIFIED: 0 PLC ±.5 [.02] 1 PLC ±.25 [.010] 2 PLC ±.25 [.010] 3 PLC ±. 4 PLC ±. ANGLES ±1
MATERIAL	FINISH
SIZE: A200779 CAGE CODE: 6646744 DRAWING NO: 6646744 RESTRICTED TO: -	
CUSTOMER DRAWING SCALE: 3:1 SHEET 2 OF 3 REV A	

ELCON FLATPAQ

4

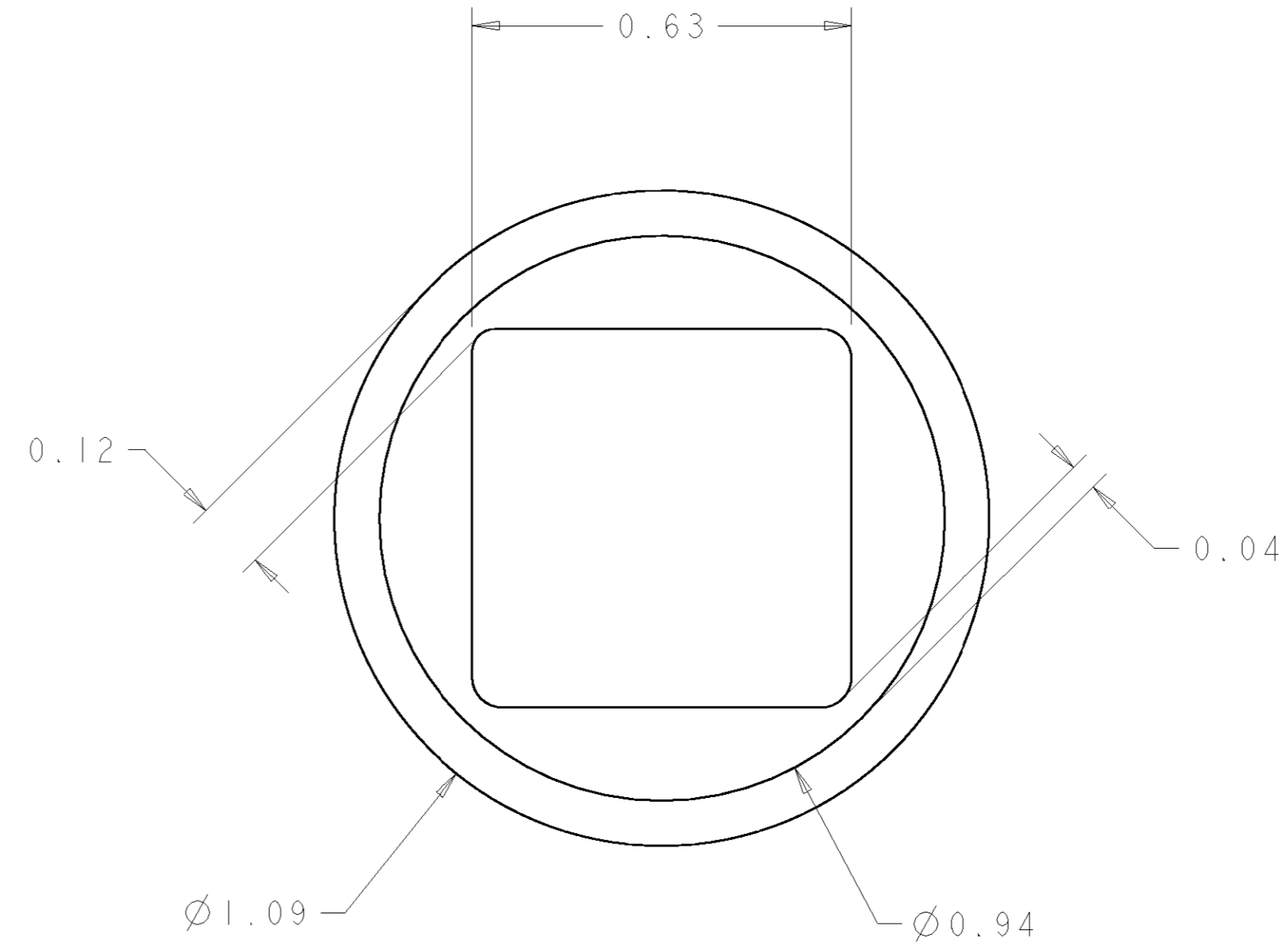
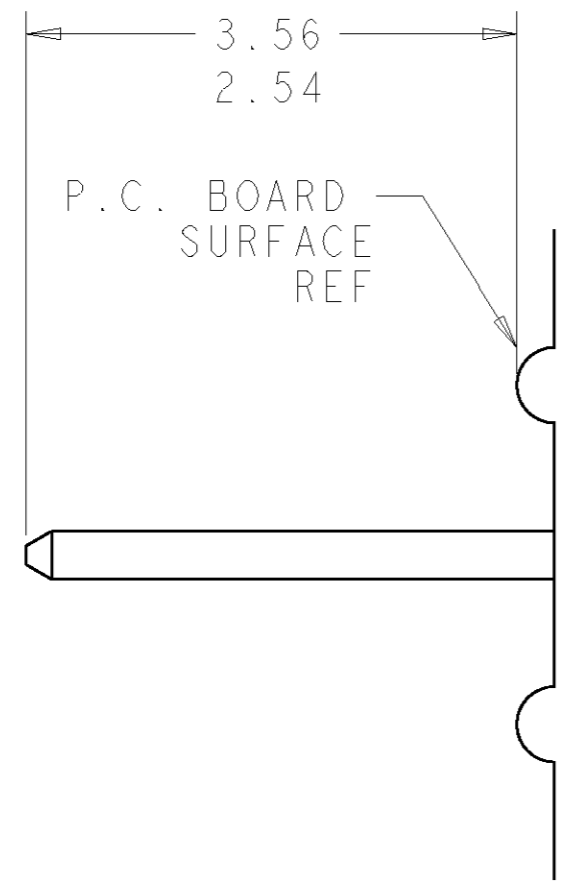
3

2

1

THIS DRAWING IS UNPUBLISHED. RELEASED FOR PUBLICATION 20  
 © COPYRIGHT 20 BY TYCO ELECTRONICS CORPORATION. ALL RIGHTS RESERVED.

LOC	DIST	REVISIONS			
P	LTR	DESCRIPTION	DATE	DWN	APVD
GP	00	-	SEE SHEET 1	-	-



6. SOLDER PIN DETAIL  
SCALE 10 : 1

7. SOLDER TERMINATION AREA  
SCALE 40:1  
 RECOMMENDED PRINTED CIRCUIT HOLE  
 FINISHED HOLE: Ø1.02 [.040]±.08 [.003]  
 DRILLED HOLE: Ø1.15 [.0453] ±.013 [.0005]  
 COPPER PLATE: .025 [.0010] MIN (PER SURFACE)  
 TIN PLATE: .008 [.0003] MIN. (PER SURFACE)

**ELCON** **FLATPAQ**

<small>THIS DRAWING IS A CONTROLLED DOCUMENT FOR TYCO ELECTRONICS CORPORATION IT IS SUBJECT TO CHANGE AND THE CONTROLLING ENGINEERING ORGANIZATION SHOULD BE CONTACTED FOR THE LATEST REVISION.</small>		DWN R. GRZYBOWSKI 20JUL2007 CHK P. DAMATO 20JUL2007 APVD S. FLICKINGER 20JUL2007	Tyco Electronics Harrisburg, PA 17105-3608
DIMENSIONS: mm 	TOLERANCES UNLESS OTHERWISE SPECIFIED: 0 PLC ±- 1 PLC ±.5 [.02] 2 PLC ±.25 [.010] 3 PLC ±- 4 PLC ±- ANGLES ±1 FINISH	NAME SOCKET CONNECTOR, RIGHT ANGLE SOLDER TAILS FLATPAQ	SIZE A200779
MATERIAL		PRODUCT SPEC APPLICATION SPEC WEIGHT CUSTOMER DRAWING	DRAWING NO C-6646744 RESTRICTED TO -
		SCALE 3:1	SHEET 3 OF 3 REV A