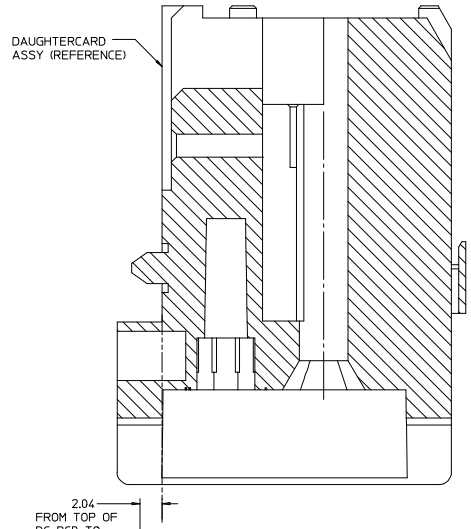


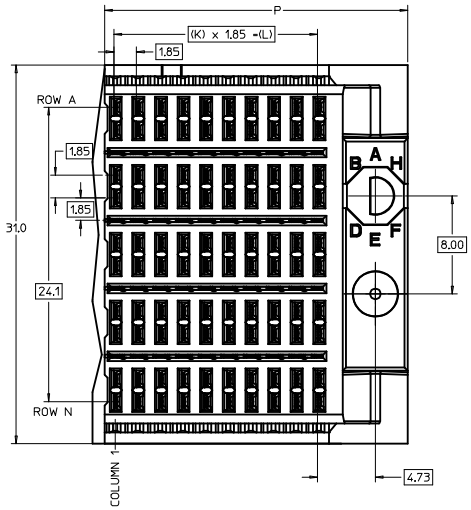


LEAD-FREE PLATING ON SIGNALS, & GROUNDS.

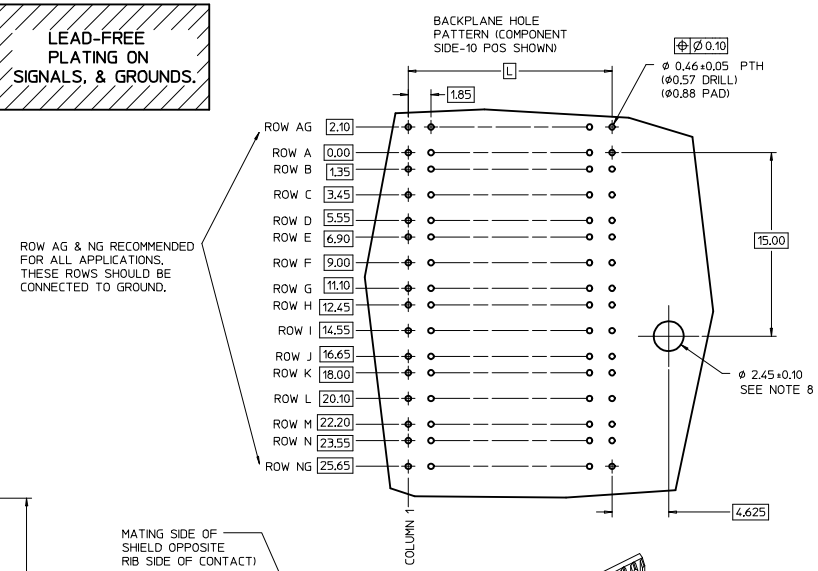


| PART NUMBER TABLE | | | | |
|---|---|---|---|---|
| ASSY PART NO. | K | L | P | TOTAL NO. OF DIFFERENTIAL PAIRS |
| 75954-41** | 9 | 16.65 | 24.78 | 50 |
| 75954-42** | 24 | 44.40 | 52.53 | 125 |

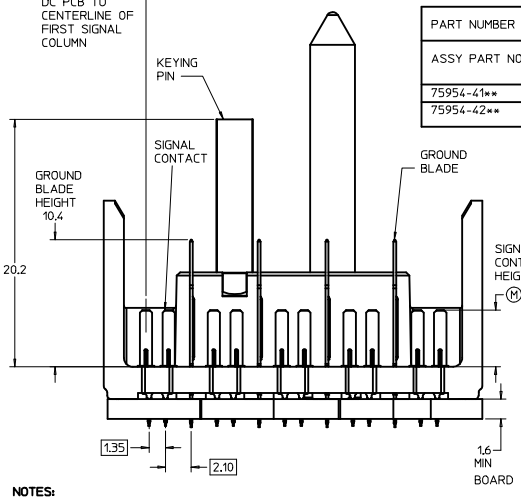


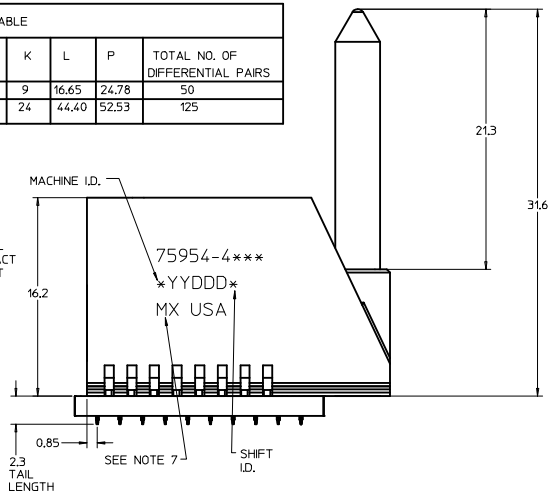


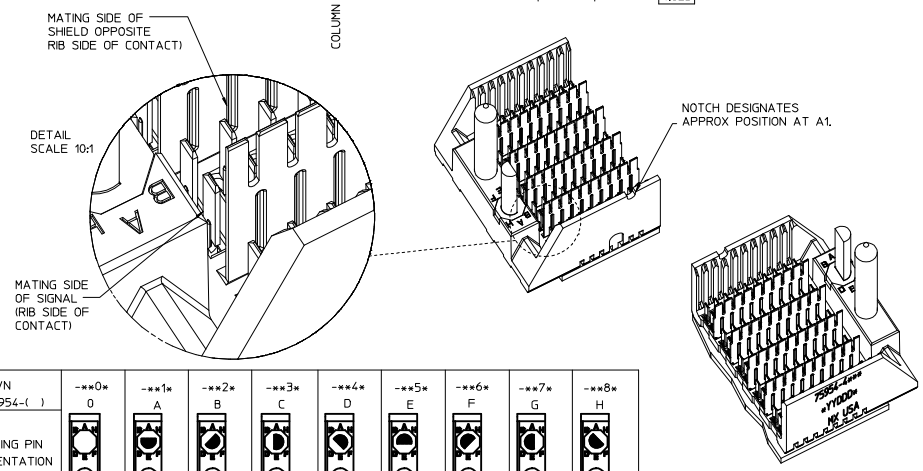


| P/N 75954-( ) | -**0* | -**1* | -**2* | -**3* | -**4* | -**5* | -**6* | -**7* | -**8* |
|---|---|---|---|---|---|---|---|---|---|
| KEYING PIN ORIENTATION | 0 | A | B | C | D | E | F | G | H |

**NOTES:**

1. MATERIAL: HOUSING - LIQUID CRYSTAL POLYMER (LCP) GLASS-FILLED. UL 94V-0. COLOR - GRAY. SIGNAL CONTACT AND GROUND BLADE - HIGH PERFORMANCE COPPER ALLOY.
2. FINISHES: SELECTIVE GOLD (Au) ON CONTACT AREA. SELECTIVE MATTE TIN (Sn) ON PCB TAILS. NICKEL (Ni) OVERALL.
3. THIS PART CONFORMS TO MOLEX PRODUCT SPECIFICATION PS-75221-999.
4. FOR MIXED CONTACT MATING LENGTHS CONSULT MOLEX FOR AVAILABILITY. CONTACT PAIRS MUST BE THE SAME LENGTH.
5. FOR SPECIFIC PART NUMBER AND MATING INFORMATION PLEASE REFER TO CHART.
6. PACKAGE PER PK-70873-565.
7. MARK PART NUMBER AND DATE CODE APPROXIMATELY WHERE SHOWN.
8. OPTIONAL HOLE LOCATION FOR GROUNDED GUIDE PIN OR ADDITIONAL GUIDE PIN SUPPORT. FOR GROUNDED GUIDE PIN, HOLE TO BE PLATED. DRILL SIZE Ø2.58. PAD SIZE Ø5.50
9. THESE PARTS CONFORM TO MOLEX COSMETIC SPECIFICATION PS-45499-002 CLASS B.
10. MAPS (MOLEX ADVANCE PLATING SYSTEM).

MODULE ORIENTATION 4= RIGHT

75954-4***

COLUMN 1 = 10 COL 2 = 25 COL

KEYING ORIENTATION (SEE TABLE)

| PIN LENGTH DIM "M" | GOLD (Au) THICKNESS micrometers |
|---|---|
| 0=3.55 mm | 0.25 (MAPS) |
| 1=4.55 mm | |
| 2=5.55 mm | |
| 3=3.55 mm | 0.76 |
| 4=4.55 mm | |
| 5=5.55 mm | |
| 7=3.55 mm | 1.27 |
| 8=4.55 mm | |
| 9=5.55 mm | |

| REV | DESCRIPTION |
|---|---|
| C | ADD MAPS EC NO: UCP2014-0582 DRWN:SVANG01 2013/06/11 CHKD:MWOLFE 2013/06/11 APPR:SMILLER 2013/08/20 |

QUALITY SYMBOLS: =0

GENERAL TOLERANCES (UNLESS SPECIFIED)

| | mm | INCH |
|---|---|---|
| 4 PLACES | ± --- | ± --- |
| 3 PLACES | ± --- | ± --- |
| 2 PLACES | ± 0.13 | ± --- |
| 1 PLACE | ± 0.25 | ± --- |
| 0 PLACE | ± | ± |
| ANGULAR | ±---° | |

DRAFT WHERE APPLICABLE MUST REMAIN WITHIN DIMENSIONS

DIMENSION STYLE: MM ONLY

SCALE: 5:1

DESIGN UNITS: METRIC

THIRD ANGLE PROJECTION

| | | DATE |
|---|---|---|
| DRAWN BY | CTHOMAS | 2005/11/22 |
| CHECKED BY | KMULVEY | 2005/11/23 |
| APPROVED BY | JBINGHAM | 2005/11/24 |

TITLE: GBX 5-PAIR RIGHT END BACKPLANE ASSEMBLY LEAD-FREE SALES DRAWING

molex

MATERIAL NO.: SEE CHART

DOCUMENT NO.: SD-75954-410

SHEET NO.: 1 OF 1

SIZE: D

THIS DRAWING CONTAINS INFORMATION THAT IS PROPRIETARY TO MOLEX INCORPORATED AND SHOULD NOT BE USED WITHOUT WRITTEN PERMISSION