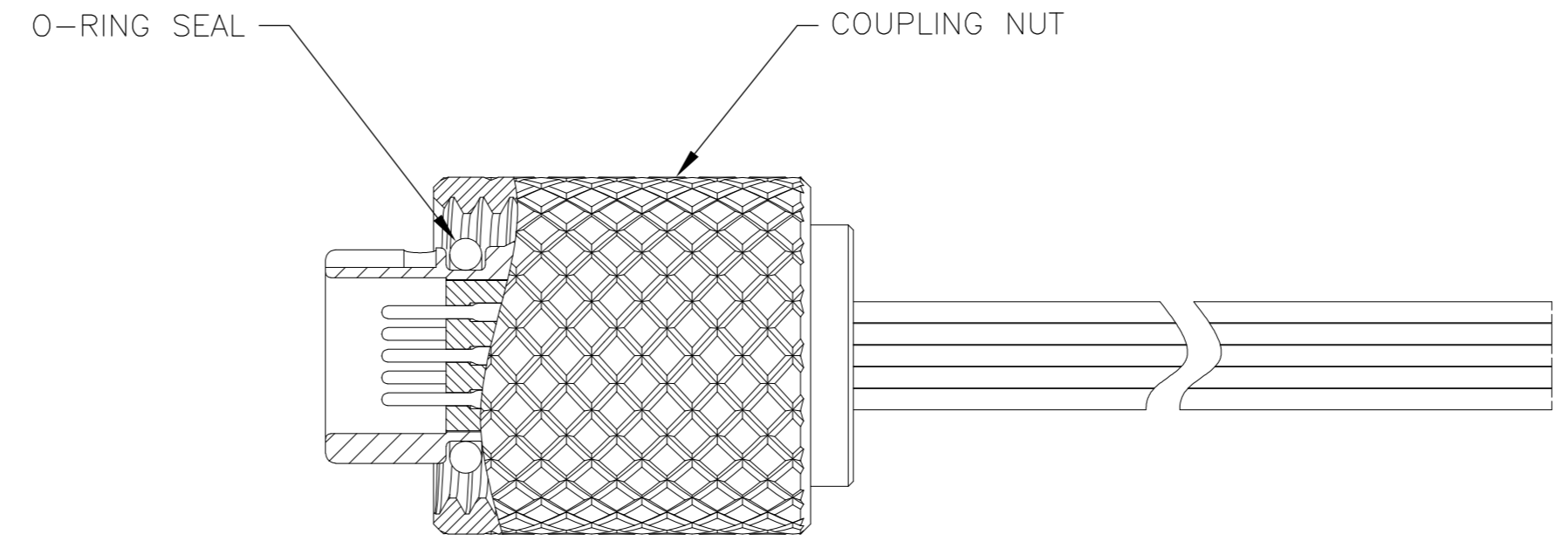
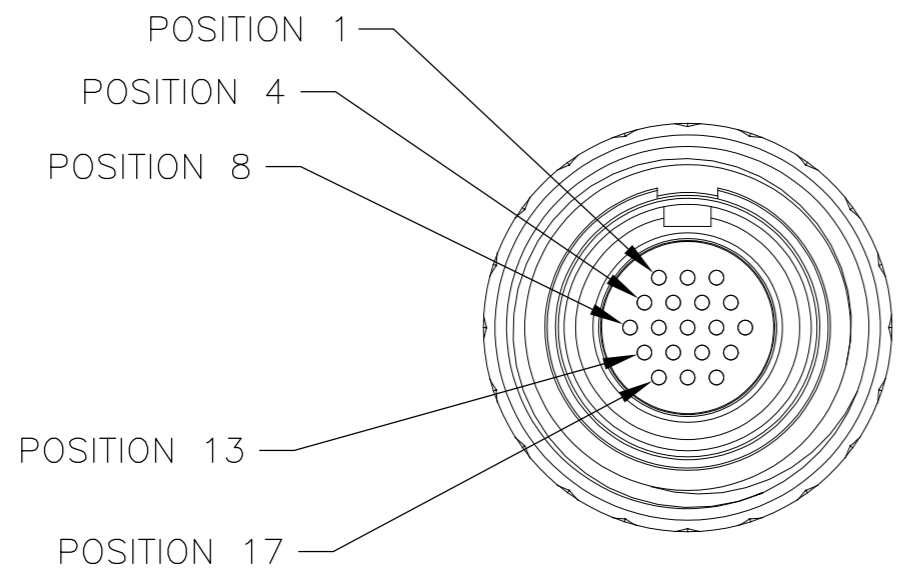
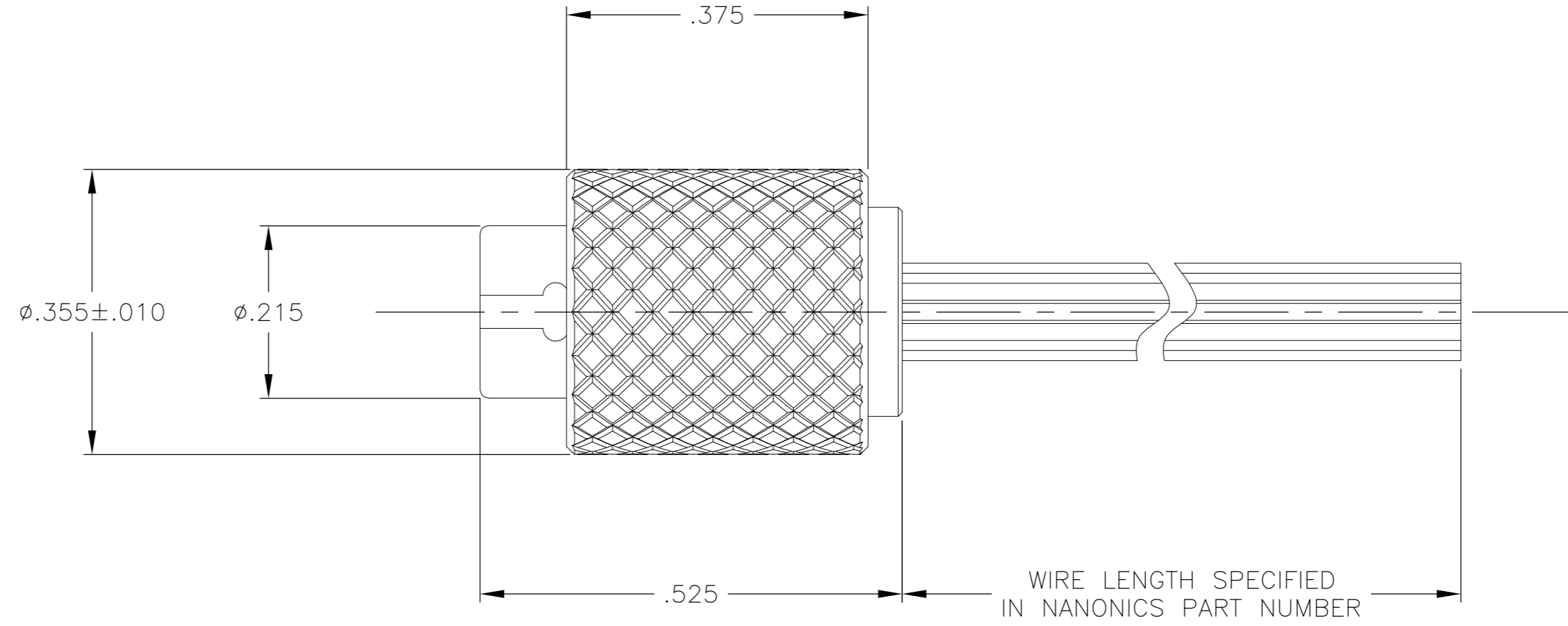
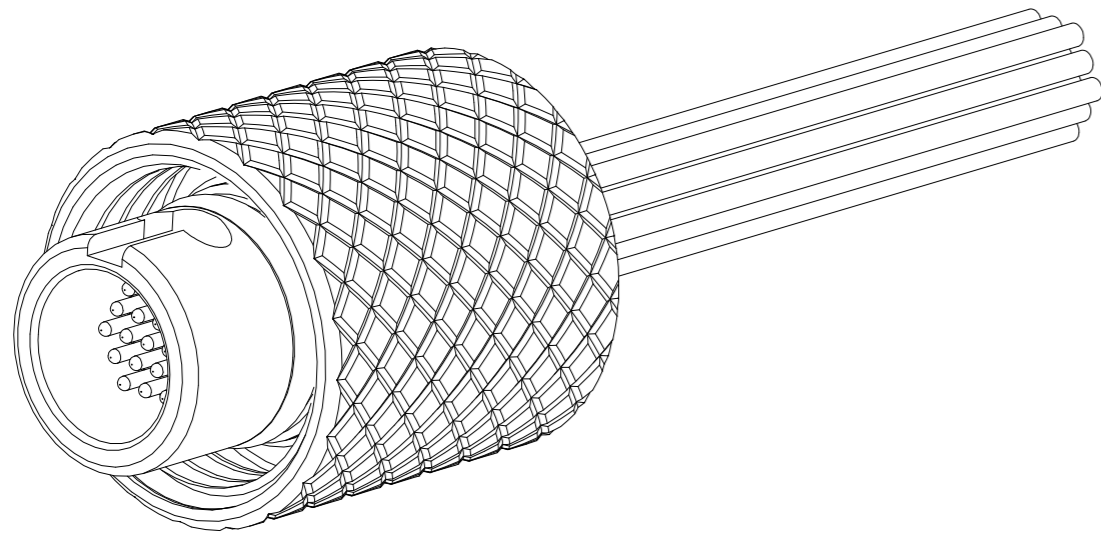


THIS DRAWING IS UNPUBLISHED. RELEASED FOR PUBLICATION
 © COPYRIGHT - By - ALL RIGHTS RESERVED.

LOC		DIST		REVISIONS			
P	LTR	DESCRIPTION		DATE	DWN	APVD	
	H	UPDATE PER ECO-11-013056		23 JUN 11	CAS	MKS	



- CONNECTOR BODY AND COUPLING NUT MATERIAL: 6061-T6 ALUMINUM, ELECTROLESS NICKEL PLATED PER SAE-AMS-C-26074 OR SAE-AMS-2404E
 LOCKING RING MATERIAL: BERYLLIUM COPPER, ELECTROLESS NICKEL PLATED PER SAE-AMS-C-26074 OR SAE-AMS-2404E
 INSULATOR MATERIAL: LIQUID CRYSTAL POLYMER (LCP) PER ASTM D5138 OR POLYPHENYLENE SULFIDE (PPS) PER ASTM D4067
 O-RING MATERIAL: FLUOROSILICONE
- WIRE TERMINATION: 28 AWG SOLID, 30 AWG STRANDED WIRE OR SMALLER
- LUBRICATE O-RING WITH PARKER SUPER-O-LUBE PRIOR TO INSTALLATION
- THIS DRAWING ALSO IDENTIFIED AS NANONICS 303-0033

THIS DRAWING IS A CONTROLLED DOCUMENT.		DWN	M. STORRY	20 MAY 99		TE Connectivity		
DIMENSIONS: INCHES		CHK	E. PAULUS	11 JUN 99		NAME		
		APVD	S. KAIN	26 JAN 00		PLUG ASSEMBLY, CIRCULAR, THREADED COUPLING, METAL, 19 POSITION		
TOLERANCES UNLESS OTHERWISE SPECIFIED:		PRODUCT SPEC		RESTRICTED TO				
0 PLC ± - 1 PLC ± - 2 PLC ± .010 3 PLC ± .005 4 PLC ± - ANGLES ± 1°		APPLICATION SPEC		SIZE		CAGE CODE	DRAWING NO	
MATERIAL SEE NOTES		WEIGHT		A2		OPJN9	C=1589064	
FINISH SEE NOTES		CUSTOMER DRAWING		SCALE		SHEET	REV	
				6:1		1 of 1	H	