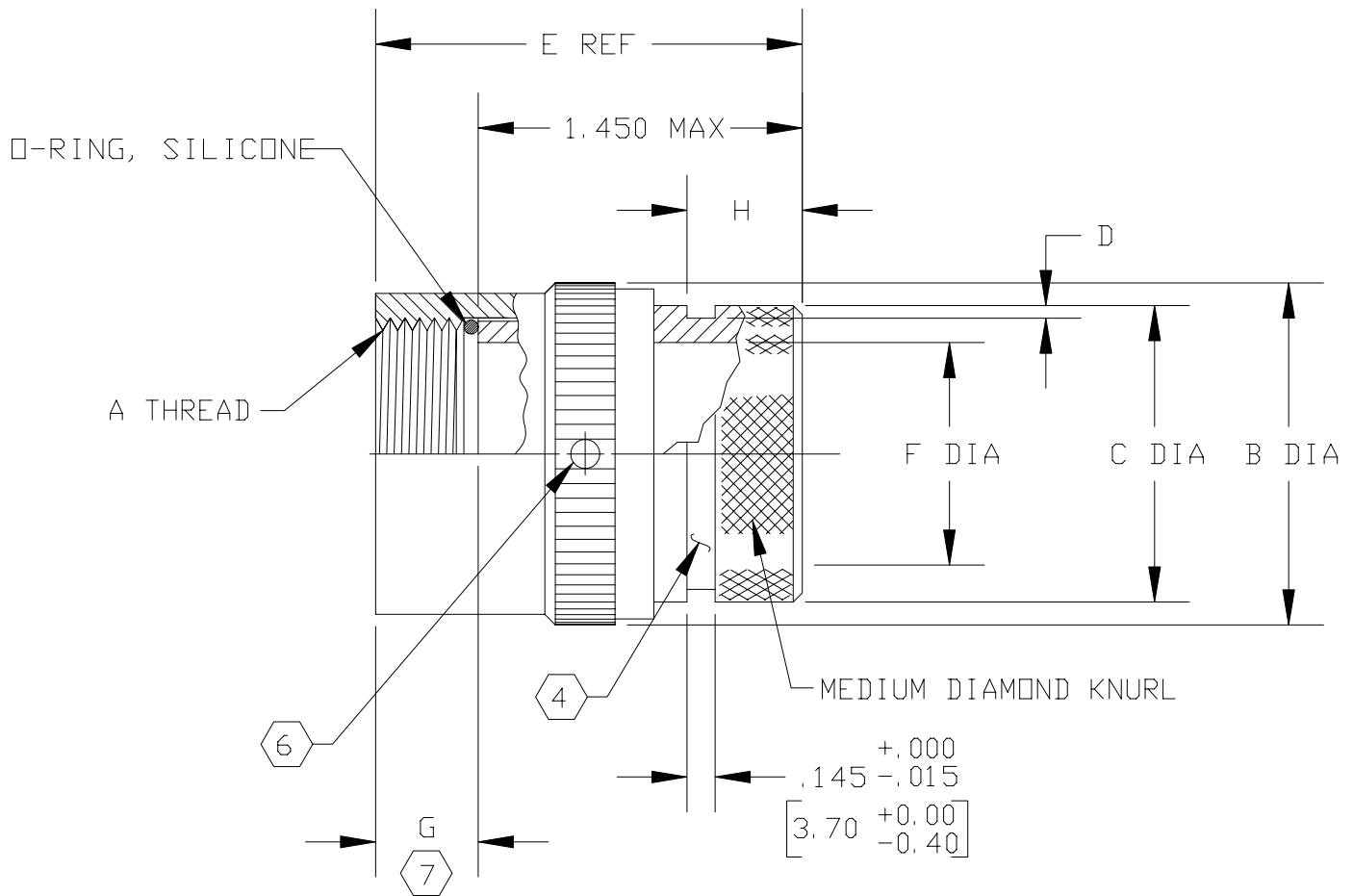


REVISIONS			
LTR	DESCRIPTION	DATE	APPROVED
D	REVISED PER ECN AD94005		



NOTES:

- THIS PRODUCT IS DESIGNED TO TERMINATE A HEAT SHRINKABLE LIPPED BOOT TO A CONNECTOR.
- FOR ADDITIONAL DIMENSIONS, ORDERING INFORMATION AND MODIFICATIONS REFER TO CH00-0250-004.
- ADAPTER TO BE PERMANENTLY MARKED WITH CODE IDENT. NO. AND PART NO. (E.G.: 06090-204M312-19B).
- KNURL INSIDE BOOT GROOVE MAY BE SUPPLIED AT MANUFACTURER'S OPTION.
- ADAPTER MATES TO: MIL-C-22992, BENDIX QWLD AND CANNON CWLD CONNECTORS.
- ANTI-ROTATIONAL SET SCREW, 3 THREADED HOLES $120^\circ \pm 5^\circ$ APART, SINGLE MATING SET SCREW SUPPLIED: AN565DC4H2, NOT REQUIRED FOR TYPE II ADAPTERS.
- THIS DIMENSION APPLIES WHEN COUPLING NUT AND BODY ARE FULLY EXTENDED.

If this document is printed it becomes uncontrolled.
Check for the latest revision.

SPECIFICATION CONTROL DRAWING

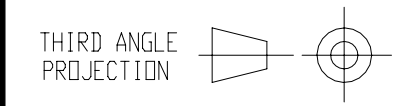
UNLESS OTHERWISE SPECIFIED DIMENSIONS ARE IN INCHES. METRIC DIMENSIONS ARE IN BRACKETS.

DECIMALS
 .XXX ± — [mm]
 .XX ± — [mm]
 .X ± — [mm]


ANGLES
 .X ± —

DRAWN E. GOLDY	DATE 07-30-93
CHECKED	DATE
APPROVED	DATE
APPROVED J. KUSTER	DATE 08-04-93
CAD NAME \ACAD12\204M3XX	

	Tyco Electronics Corporation 300 Constitution Drive Menlo Park, CA. 94025 U.S.A.	
	TITLE APAPTER, SPIN COUPLING CODE 32	



SIZE A	CODE IDENT. NO. 06090	DWG. NO. 204M3XX	REV D
DO NOT SCALE THIS DWG			SHEET 1 OF 2

BASE PART NUMBER	SHELL SIZE 	A L. H. THREAD CLASS 2B	B DIA MAX	C $\pm .020$ [$\pm 0, 51$]	D $+ .008$ $- .000$ [$+0, 21$] [$-0, 00$]	E MAX REF	F DIA MIN	G MAX	H $\pm .010$ [$\pm 0, 25$]
204M312	12	.750-20 UNEF	1.071 [27, 20]	.797 [20, 24]	.044 [1, 12]	1.945 [49, 40]	.491 [12, 47]	.495 [12, 57]	.413 [10, 49]
204M314	14	.875-20 UNEF	1.189 [30, 20]	.923 [23, 44]	.044 [1, 12]	▲	.565 [14, 35]	▲	▲
204M316	16	1.000-20 UNEF	1.319 [33, 50]	1.040 [26, 42]	.044 [1, 12]		.690 [17, 53]		
204M318	18	1.125-18 UNEF	1.441 [36, 60]	1.227 [31, 17]	.069 [1, 75]		.716 [18, 19]		
204M320	20	1.250-18 UNEF	1.571 [39, 90]	1.358 [34, 49]	.069 [1, 75]		.855 [21, 72]		▼
204M322	22	1.375-18 UNEF	1.689 [42, 90]	1.465 [37, 21]	.069 [1, 75]		.985 [25, 02]		.413 [10, 49]
204M324	24	1.625-18 UNEF	2.071 [52, 60]	1.686 [42, 82]	.086 [2, 18]		1.200 [30, 48]		.571 [14, 50]
204M328	28	1.875-16 UN	2.319 [58, 90]	1.971 [50, 06]	.086 [2, 18]		1.440 [36, 58]		▲
204M332	32	2.062-16 UNS	2.571 [65, 30]	2.179 [55, 35]	.086 [2, 18]	▼	1.605 [40, 77]	▼	
204M336	36	2.312-16 UNEF	2.819 [71, 60]	2.402 [61, 01]	.086 [2, 18]	1.945 [49, 40]	2.085 [52, 96]	.495 [12, 57]	
204M340	40	2.625-16 UNS	3.071 [78, 0]	2.656 [67, 46]	.086 [2, 18]	2.130 [54, 10]	2.250 [57, 15]	.680 [17, 27]	▼
204M344	44	2.875-16 UNS	3.189 [81, 0]	2.782 [70, 66]	.086 [2, 18]	2.130 [54, 10]	2.459 [62, 46]	.680 [17, 27]	.571 [14, 50]

If this document is printed it becomes uncontrolled.
Check for the latest revision.

SIZE A	CODE IDENT. NO. 06090	DWG. NO. 204M3XX	REV D
DO NOT SCALE THIS DWG		CAD NAME \ACAD12\204M3X-2	SHEET 2 OF 2