



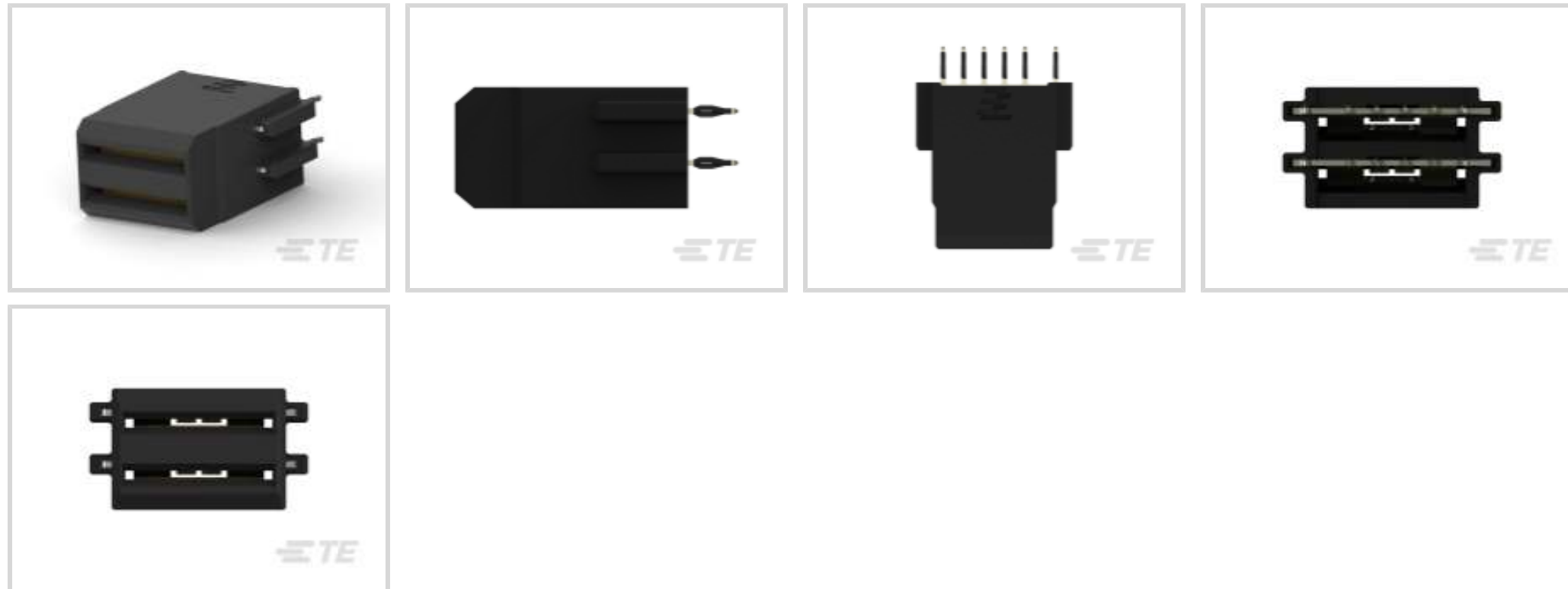
MULTIGIG RT

TE Internal #: 1410278-2

Backplane Power Connectors, PCB Mount Receptacle, Board-to-Board, 2 Position, Vertical, Orthogonal, 3.6 mm [.141 in] Centerline, Printed Circuit Board

[View on TE.com >](#)

Connectors > Power Connectors > Backplane Power > Backplane Power Connectors



PCB Connector Assembly Type: **PCB Mount Receptacle**

Connector System: **Board-to-Board**

Number of Positions: **2**

PCB Mount Orientation: **Vertical**

Backplane Architecture: **Orthogonal**

Features

Product Type Features

PCB Connector Assembly Type	PCB Mount Receptacle
Connector System	Board-to-Board
Connector & Contact Terminates To	Printed Circuit Board

Configuration Features

Number of Power Positions	2
Number of Rows	11
Number of Columns	2
Number of Signal Positions	0
Number of Positions	2
PCB Mount Orientation	Vertical
Backplane Architecture	Orthogonal
Stackable	No

Electrical Characteristics

Operating Voltage	250 VDC
-------------------	---------



Contact Features

PCB Contact Termination Area Plating Material Thickness	1.27 μ m[50 μ in]
Contact Type	Socket
Contact Mating Area Plating Material Thickness	1.27 μ m
Contact Mating Area Plating Material	Gold
PCB Contact Termination Area Plating Material Finish	Matte
Contact Length	13.7 mm
PCB Contact Termination Area Plating Material	Tin
Contact Base Material	Copper Alloy
Contact Current Rating (Max)	20 A

Termination Features

Termination Post & Tail Length	3.5 mm
Termination Method to Printed Circuit Board	Through Hole - Press-Fit

Mechanical Attachment

Mating Alignment Type	Polarization
Mating Alignment	With
PCB Mount Retention	With
PCB Mount Retention Type	Action/Compliant Tail
Connector Mounting Type	Board Mount

Housing Features

Housing Material	LCP (Liquid Crystal Polymer)
Housing Color	Black
Centerline (Pitch)	3.6 mm[.141 in]

Dimensions

Connector Height	16.25 mm
PCB Thickness (Recommended)	1.4 mm
PCB Hole Diameter	.61 mm
Product Width	15.25 mm
Product Length	29.59 mm

Usage Conditions

Operating Temperature Range	-55 – 105 $^{\circ}$ C[-67 – 221 $^{\circ}$ F]
-----------------------------	--

Operation/Application



Circuit Application	Power
---------------------	-------

Industry Standards

UL Flammability Rating	UL 94V-0
------------------------	----------

Packaging Features

Packaging Method	Tube
------------------	------

Product Compliance

[For compliance documentation, visit the product page on TE.com>](#)

EU RoHS Directive 2011/65/EU	Compliant
EU ELV Directive 2000/53/EC	Compliant
China RoHS 2 Directive MIIT Order No 32, 2016	No Restricted Materials Above Threshold
EU REACH Regulation (EC) No. 1907/2006	Current ECHA Candidate List: JUNE 2023 (235) Candidate List Declared Against: JUNE 2023 (235) Does not contain REACH SVHC
Halogen Content	Low Halogen - Br, Cl, F, I < 900 ppm per homogenous material. Also BFR/CFR/PVC Free
Solder Process Capability	Not applicable for solder process capability

Product Compliance Disclaimer

This information is provided based on reasonable inquiry of our suppliers and represents our current actual knowledge based on the information they provided. This information is subject to change. The part numbers that TE has identified as EU RoHS compliant have a maximum concentration of 0.1% by weight in homogenous materials for lead, hexavalent chromium, mercury, PBB, PBDE, DBP, BBP, DEHP, DIBP, and 0.01% for cadmium, or qualify for an exemption to these limits as defined in the Annexes of Directive 2011/65/EU (RoHS2). Finished electrical and electronic equipment products will be CE marked as required by Directive 2011/65/EU. Components may not be CE marked. Additionally, the part numbers that TE has identified as EU ELV compliant have a maximum concentration of 0.1% by weight in homogenous materials for lead, hexavalent chromium, and mercury, and 0.01% for cadmium, or qualify for an exemption to these limits as defined in the Annexes of Directive 2000/53/EC (ELV). Regarding the REACH Regulation, the information TE provides on SVHC in articles for this part number is based on the latest European Chemicals Agency (ECHA) 'Guidance on requirements for substances in articles' posted at this URL: <https://echa.europa.eu/guidance-documents/guidance-on-reach>

Compatible Parts



TE Part # 1410279-7
MULTIGIG RT PWR .8" R/A HDR 2P
PBFR



TE Part # 1410279-8
MULTIGIG RT PWR .8" R/A HDR 2P
PBFR



TE Part # 1-1410279-1
MULTIGIG RT PWR .8" R/A HDR 2P
PBFR



TE Part # 1-1410279-0
MULTIGIG RT PWR .8" R/A HDR 2P
PBFR



TE Part # 1-1410279-2
MULTIGIG RT PWR .8" R/A HDR 2P



TE Part # 1410279-9
MULTIGIG RT PWR .8" R/A HDR 2P
PBFR

Customers Also Bought



TE Part #1-2324271-1
RIGHT SEGMENT LGA4189-4
SOCKETP4 FOR ODM



TE Part #1-2324271-2
LEFT SEGMENT LGA4189-4 SOCKET-
P4 FOR ODM



TE Part #2-2330550-1
SOCKET P4 BOLSTER PLATE ASSY, W
/O COVER



TE Part #2-2330553-1
SOCKET P4/P5 DUST COVER,
LGA4189



TE Part #2327679-3
RECEPTACLE ASSY, 56 POS, VERT,
GEN Z



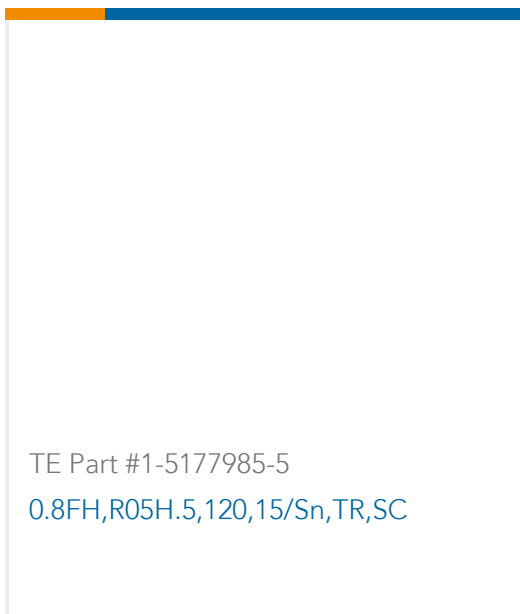
TE Part #1-2328461-1
280 POS., CONNECTOR ASSEMBLY,
SLIVER 2.0



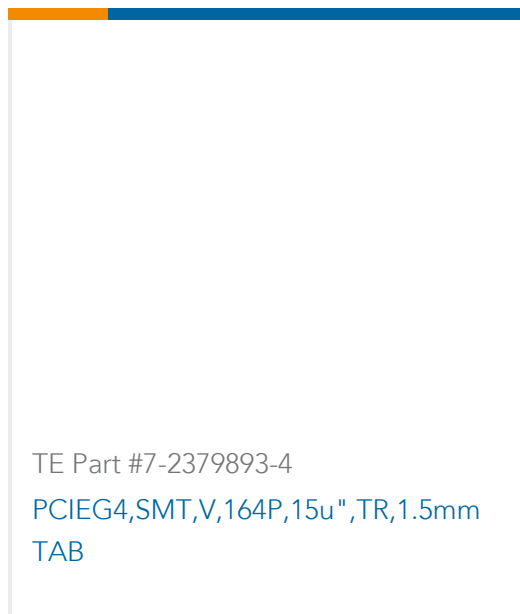
TE Part #1-2379397-5
MCIO INTERGRATED CONN, V/T,8X,
SMT TYPE



TE Part #6-2364427-8
PCIE GEN5 CON,SMT,164P,30u",
MYLAR,S-HT



TE Part #1-5177985-5
0.8FH,R05H.5,120,15/Sn,TR,SC



TE Part #7-2379893-4
PCIEG4,SMT,V,164P,15u",TR,1.5mm
TAB

Documents



Product Drawings

[MULTIGIG RT PWR .8" VRT RCP 2P PBFR](#)

English

CAD Files

Customer View Model

[ENG_CVM_CVM_1410278-2_B.2d_dxf.zip](#)

English

3D PDF

3D

Customer View Model

[ENG_CVM_CVM_1410278-2_B.3d_igs.zip](#)

English

Customer View Model

[ENG_CVM_CVM_1410278-2_B.3d_stp.zip](#)

English

By downloading the CAD file I accept and agree to the [Terms and Conditions](#) of use.

Datasheets & Catalog Pages

[POWER_CONNECTORS_CATALOG_SEC01_BOARD_TO_BOARD](#)

English

[2_PIECE_POWER_CONNECTORS_qrg_4-1773458-1](#)

English

Product Specifications

[Application Specification](#)

English

Product Environmental Compliance

[MD_1410278-2_03012014335_dmtec](#)

English

[MD_1410278-2_03012014335_dmtec](#)

English

Agency Approvals

[UL](#)

English