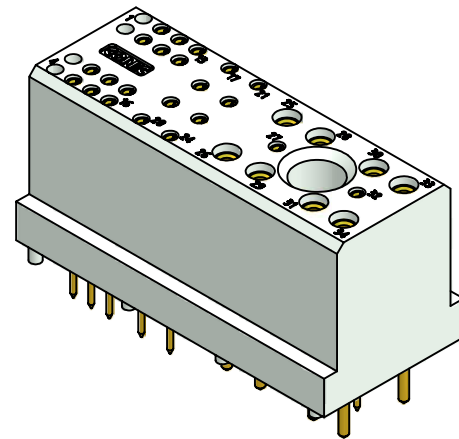
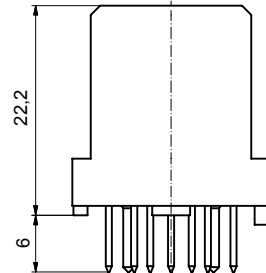


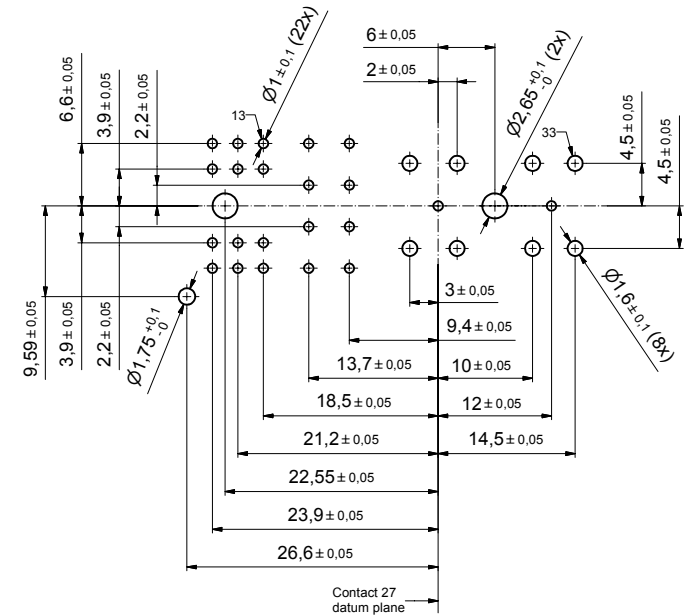
**NOTES:**

1. MATERIALS AND FINISHES:
  - INSULATOR: GLASS FILLED PLASTIC UL 94 V-0 RATED, GREY RAL 7035
  - CONTACTS: COPPER ALLOY, PLATING: 0,8 µM GOLD OVER NICKEL
2. ELECTRICAL CHARACTERISTICS:
  - CREEPING AND CLEARANCE DISTANCE; MINIMUM SPACING:
    - CONTACTS 5-16 TO ANY OTHER CONTACT WITHIN THIS GROUP: 0,7 MM
    - CONTACTS 17-24 TO ANY OTHER CONTACT WITHIN THIS GROUP: 2,5 MM
    - CONTACT 25 TO 26: 5,5 MM
    - CONTACTS 27-34 TO ANY OTHER CONTACT WITHIN THIS GROUP: 1,4 MM
    - CONTACTS 13-16 TO 17-20: 3,0 MM
    - CONTACTS 21-24 TO 25-26: 4,0 MM
    - CONTACTS 25-26 TO 27-29: 2,0 MM
  - CONTACT CURRENT RATING:
    - POWER CONTACTS: 16 AMPERES MINIMUM, TESTED PER CSA C22.2 NO. 182.3-M1987, ALL CONTACTS UNDER LOAD
    - SIGNAL CONTACTS: 2 AMPERES NOMINAL
  - INITIAL CONTACT RESISTANCE PER IEC 512-2, TEST 2b:
    - POWER CONTACTS: 0,0022 OHM MAX.
    - SIGNAL CONTACTS: 0,0085 OHM MAX.
  - INSULATION RESISTANCE: 5 G OHM PER IEC 512-2, TEST 3a, METHOD A
3. POSITIONS WITHOUT CONTACTS: 1, 2, 3, 4
4. WORKING TEMPERATURE: -55°C TO +125°C
5. CONNECTOR IS PART MARKED: **PART-NO. CONEC ABC**



Directive 2002/95/EC  
RoHS  
Compliant

**PCB hole pattern**



22	Signal contact (Pos. 5-24,27,32)	3		
8	Power contact (Pos. 25,26,28-31,33,34)	2		
1	Case 34pos. female	1		
quantity	part description	item	dwg no. / norm	material
		partlist		
finish: see notes		tolerance ISO 2768-m	scale: 2,5:1 (10:1)	
		date	material: see notes	
		name		
drawn 22.08.05		Mankopf	title: FEMALE CONNECTOR 30pos.	
appd. 22.08.05		Kühle	SOLDER PIN STRAIGHT	
norm			AdvancedTCA	
d-old			dwg no:	Inventor
			46K2A008	DIN-A2
			part no: ATC30W08FGRC5X	sh: 1

THIS DRAWING MAY NOT BE COPIED OR REPRODUCED IN ANY WAY, AND MAY NOT BE PASSED ON TO A THIRD PARTY WITHOUT THE WRITTEN PERMISSION OF CONEC GmbH

DO NOT ALTER CAD DRAWING BY HAND

