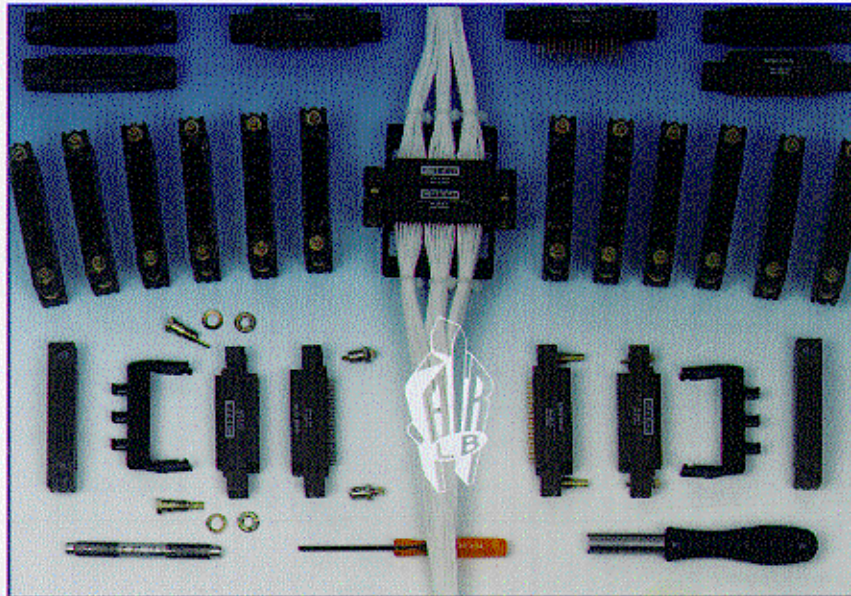




RECTANGULAR CONNECTORS TYPE 1900

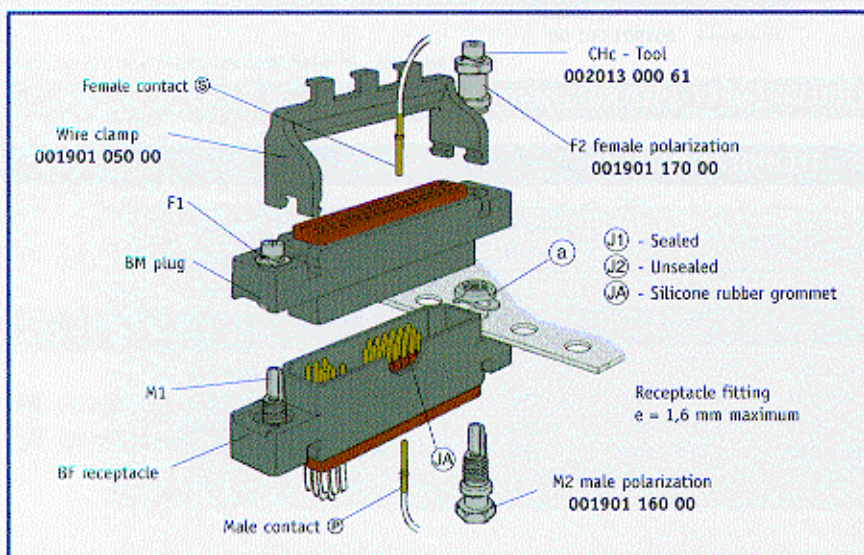
SECTION 2^a

- AEROSPATIALE STANDARD ASN E 0390 and EN 3545
- High density contact points, wired with standardized tools.
- Crimp contacts Ⓟ and Ⓠ sizes 22 - 20 - 16 - 12 - 10 from AWG 26 to 10 (wire sections 0,15 to 4,91 mm²) according to MIL-C-39029/57 and 58 - EN 3155 Standards.
- Solder cup and printed circuit board contacts.
- Contacts are identified by a numbering system on the grommet.
- Side by side modular connectors.
- 2 clipsable mounting wire clamps.
- 2 mounting screws allowing 36 polarizing combinations.



PLUG AND RECEPTACLE SEALED WITH PATENTED OVERMOULDED GROMMETS



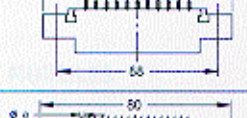





- Type 1915 - Unsealed at the back of the shell, sealed when coupled.
- Type 1920 - Unsealed male pin connectors for P.C.B. or solder cup contacts.
- Type 1925 - Sealed in accordance with AEROSPATIALE AIRBUS specifications.
- Type 1935 - Sealed in accordance with DASSAULT-BREGUET specifications.




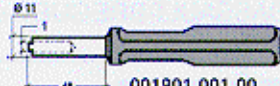
295 Kesmark
Dollard-des-Ormeaux,
Quebec, Canada H9B 3J1
Tel.: (514) 421-2153
Fax: (514) 421-3408
www.air-lb.ca

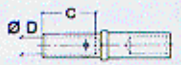
FOR ALL PRODUCT INFORMATION, CONSULT AIR LB

CONNECTORS WITHOUT POLARIZATION POST, WITHOUT CABLE CLAMP, WITHOUT CONTACTS

LAYOUTS		78 contacts	50 contacts	49 contacts	21 contacts	13 contacts	7 contacts
Type	CONNECTORS	Size 220	Size 20	Size 22 (39) Size 16 (10)	Size 16	Size 12	Size 10
1915		1900 N D 02 S 2 A = 19 mm	1900 N D 01 S 2 A = 19 mm	1900 N D 03 S 2 A = 19 mm	1900 N D 04 S 2 A = 19 mm	1900 N D 05 S 2 A = 19 mm	1900 N D 06 S 2 A = 19 mm
		1900 N D 02 P 2 A = 19 mm	1900 N D 01 P 2 A = 19 mm	1900 N D 03 P 2 A = 19 mm	1900 N D 04 P 2 A = 19 mm	1900 N D 05 P 2 A = 19 mm	1900 N D 06 P 2 A = 19 mm
1920		001920 120 00 $\varnothing a = 0,6 \text{ mm}$	001920 220 00 $\varnothing a = 0,6 \text{ mm}$	0019350 520 00 $\varnothing a = 0,6 \text{ mm}$	001935 320 00 $\varnothing a = 1 \text{ mm}$		
		001921 120 00 $\varnothing a = 1,16 \text{ mm}$	001921 220 00 $\varnothing a = 1,75 \text{ mm}$				
1925		1900 N D 02 S 1 A = 22,5 mm	1900 N D 01 S 1 A = 22,5 mm	1900 N D 03 S 1 A = 22,5 mm	1900 N D 04 S 1 A = 22,5 mm	1900 N D 05 S 1 A = 22,5 mm	1900 N D 06 S 1 A = 28,5 mm
		1900 N D 02 P 1 A = 22,5 mm	1900 N D 01 P 1 A = 22,5 mm	1900 N D 03 P 1 A = 22,5 mm	1900 N D 04 P 1 A = 22,5 mm	1900 N D 05 P 1 A = 22,5 mm	1900 N D 06 P 1 A = 28,5 mm
1935			001935 210 00 A = 22,5 mm		001935 310 00 A = 22,5 mm		
			001935 220 00 A = 22,5 mm		001935 320 00 A = 22,5 mm		

REMOVING TOOL  **MR LB**
 Polarizing post F1 - F2 Polarizing post M1 - M2
001901 003 00

(a) SPLIT NUT TOOL M1 - M2

001901 001 00

MALE CONTACT (a) **FEMALE CONTACT (b)**
 

BM PLUGS - BF RECEPTACLES and CONTACTS: AJR LB catalogue

TECHNICAL DATA

Size	Operating Temperature	AWG	Section mm ²	\varnothing on jacket	Current Rating at 20°C	Withstanding voltage	Insulation resistance
220	-55°C + 175°C	26 / 22	0,15 / 0,38	0,71 / 1,37	5 A	1 300 V	≥ 5000 MΩ
20	-55°C + 175°C	24 / 18	0,21 / 0,96	0,81 / 1,73	7,5 A	1 500 V	≥ 5000 MΩ
22 (39) 16 (10)	-55°C + 175°C						≥ 5000 MΩ
	-55°C + 175°C						≥ 5000 MΩ
16	-55°C + 175°C	20 / 14	0,60 / 1,91	1,31 / 2,40	13 A	1 500 V	≥ 5000 MΩ
12	-55°C + 175°C	14 / 12	1,91 / 3,18	1,93 / 3,70	23 A	1 500 V	≥ 5000 MΩ
10	-55°C + 175°C	12 / 10	3,00 / 5,00	2,41 / 5,20	33 A	1 500 V	≥ 5000 MΩ