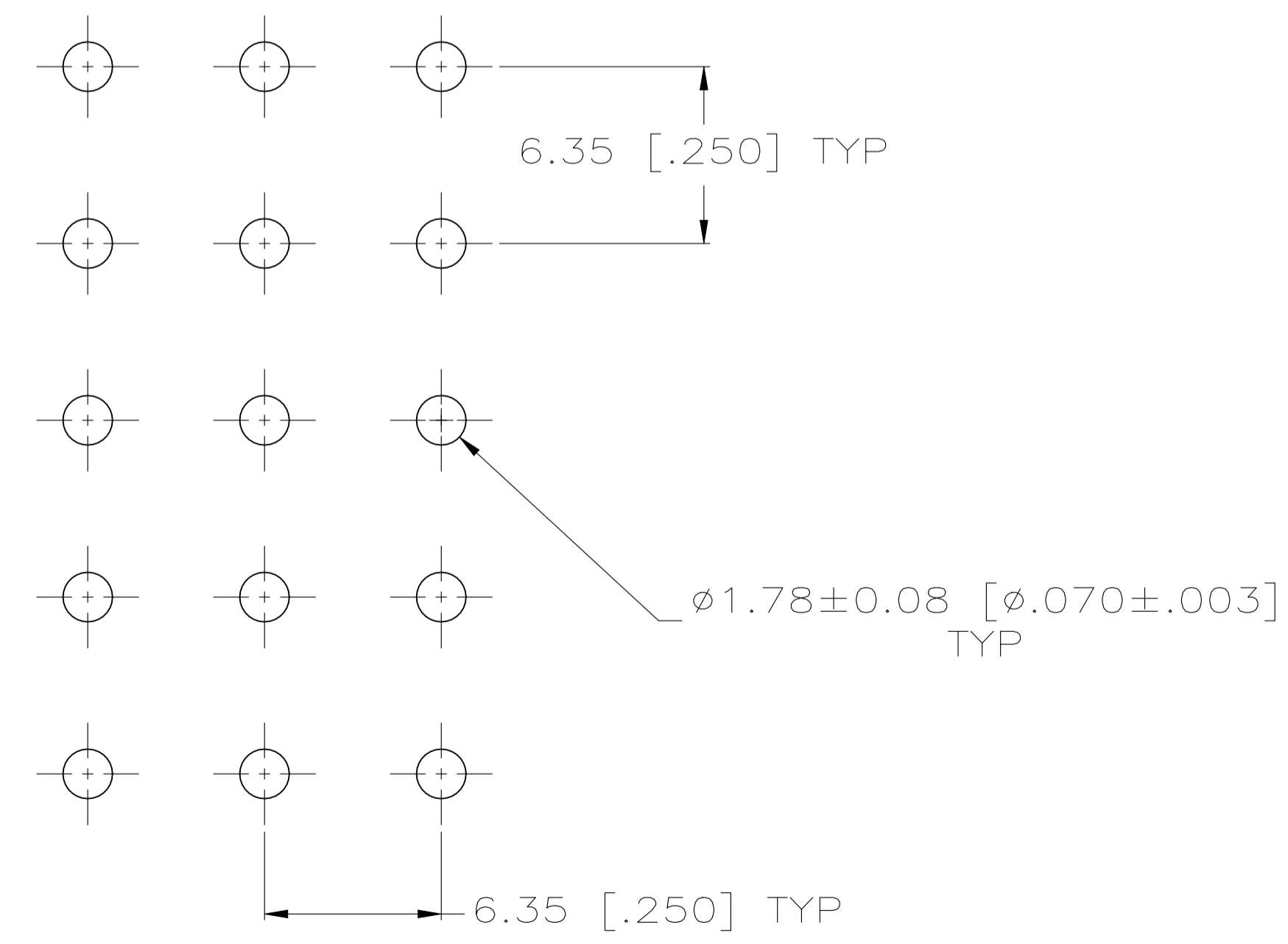
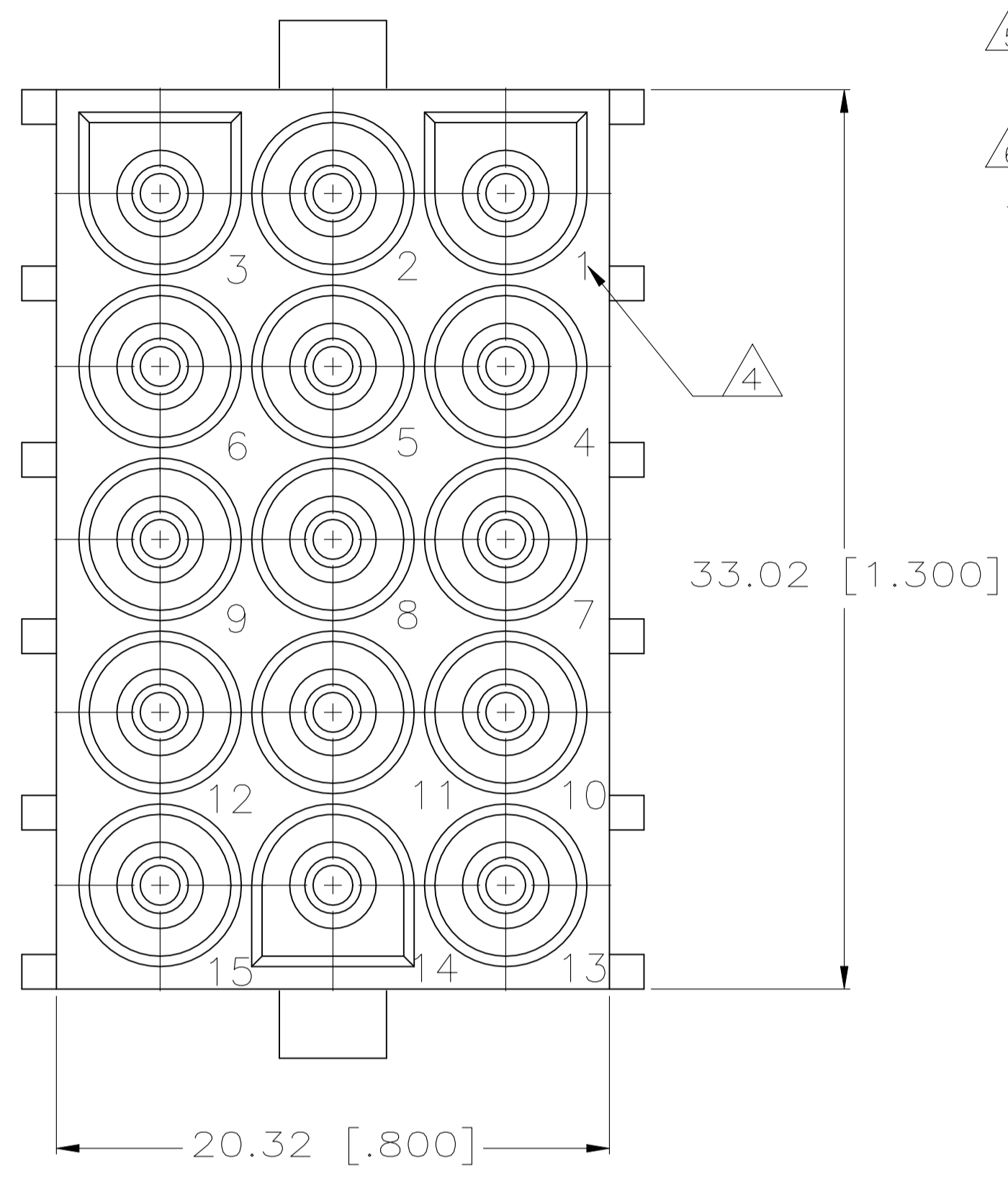
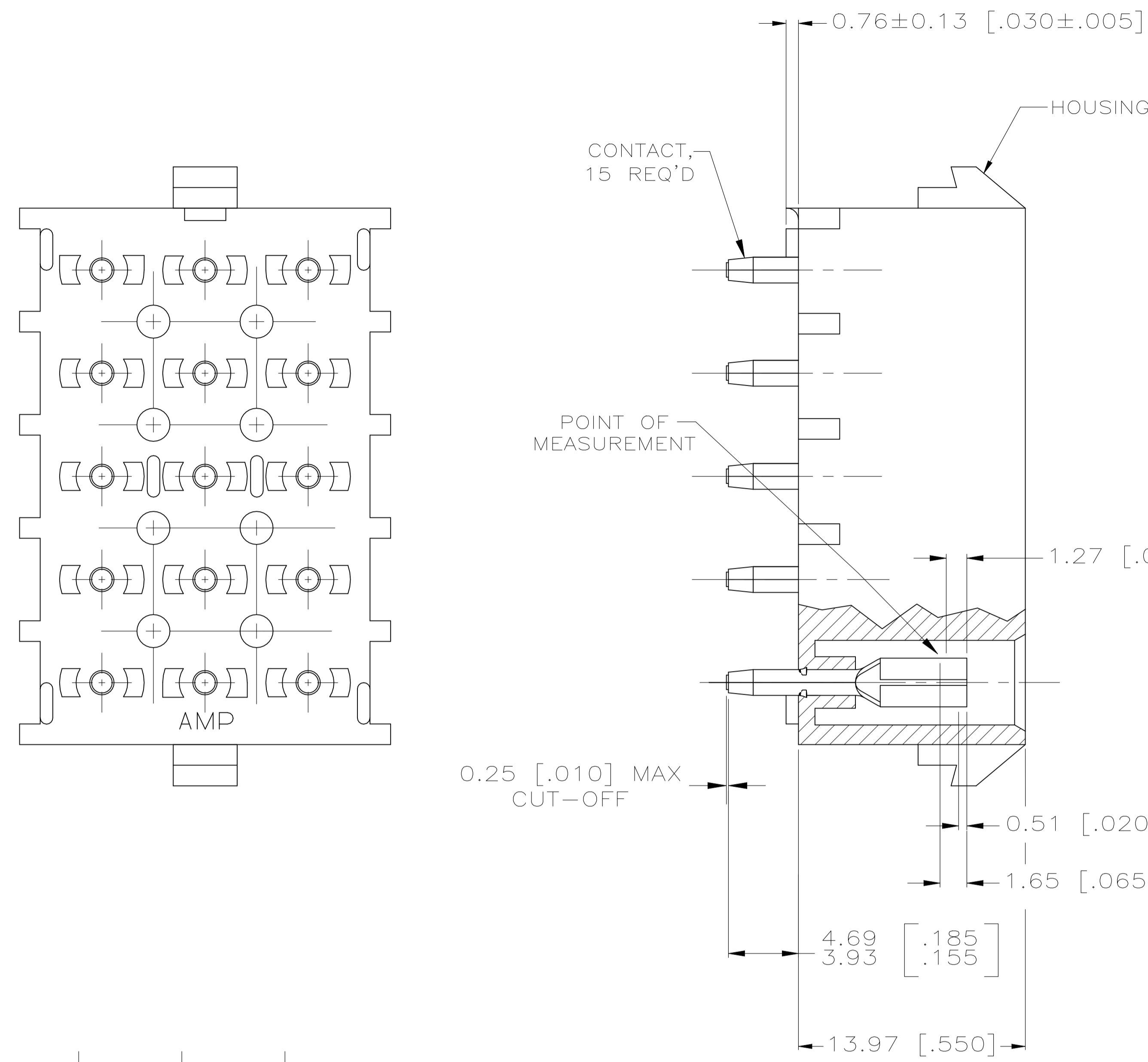


REVISIONS					
REV	DATE	DESCRIPTION	BY	CHK	APP'D
P2	28JUL2022	REVISED PER ECR-21-118795	SK	VS	

- 1 PARTS MUST COMPLY WITH AMP SOLDERABILITY SPEC 109-11-3.
- 2 CONTACT IS STAMPED FROM PRE-PLATED STOCK WHICH IS PLATED OVERALL WITH 0.00127 [.000050] NICKEL, THEN STRIPED WITH 0.00076 [.000030] GOLD IN CONTACT AREA INDICATED AND TIN-LEAD ON SOLDER TAIL END.
- 3 CIRCUIT IDENTIFICATION CHARACTERS ARE ADJACENT TO THE INDICATED CAVITIES, BUT LOCATION AND ORIENTATION MAY DIFFER FROM PRINT.
- 4 CONTACT IS PLATED OVERALL WITH 0.00127 [.000050] NICKEL, THEN 0.00076 [.000030] GOLD OVER CONTACT LENGTH INDICATED AND MATTE TIN ON SOLDER TAIL END.
- 5 SUPERSEDED BY 350830-4
- 6 DIMENSIONS WITH REPRESENT PRODUCT IN DRY CONDITION. ADDITIONAL 2% GROWTH DUE TO END USE LOCATION MOISTURE ABSORPTION MAY OCCUR AND SHOULD BE ACCOUNTED FOR.



RECOMMENDED LAYOUT FOR 1.58 [.062] THICK PC BOARD

PH BRZ GOLD $\Delta 5$	NYLON, UL94V-0	350830-4
PH BRZ GOLD $\Delta 2$	NYLON, UL94V-0	350830-2
PH BRZ TIN	NYLON, UL94V-0	350830-1
CONTACT	HOUSING	PART NO

THIS DRAWING IS A CONTROLLED DOCUMENT.		DWG: K. WHITAKER 11OCT2005	TE Connectivity	
DIMENSIONS: mm [INCHES]		CHK: S. RIDGILL 11OCT2005	NAME: 15 CIRCUIT UNIVERSAL MATE-N-LOK (TM) P.C. BOARD SOCKET HEADER ASSEMBLY	
TOLERANCES UNLESS OTHERWISE SPECIFIED:		APP'D: S. RIDGILL 11OCT2005	RESTRICTED TO:	
0. PLC	±	PRODUCT SPEC	SIZE: A1	
1. PLC	±	APPLICATION SPEC	CAGE CODE: 00779	
2. PLC	±	WEIGHT: 0.000000	DRAWING NO: 350830	
3. PLC	± 0.13 [.005]	CUSTOMER DRAWING	SCALE: 5:1	
4. PLC	±		SHEET: 1 of 1	
ANGLES	±		REV: P2	