

This document is the property of Amphenol Corporation and is delivered on the express condition that it is not to be disclosed, reproduced or used, in whole or in part, for manufacture or sale by anyone other than Amphenol Corporation without its prior consent, & that no right is granted to disclose or to use any information in this document.

CUSTOMER DRAWING

REVISIONS

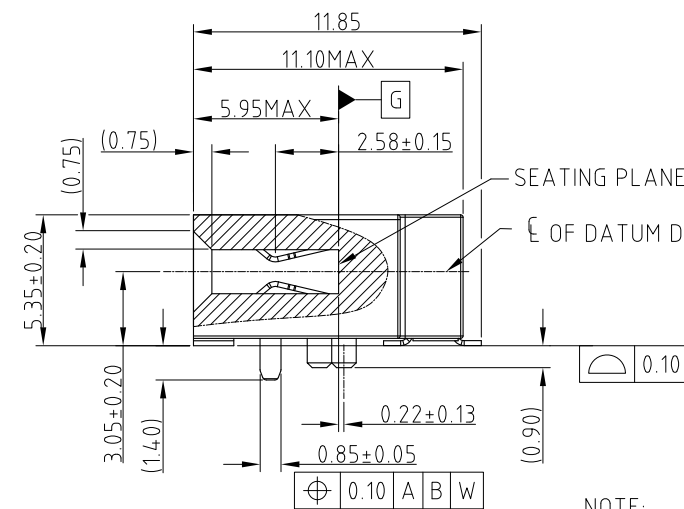
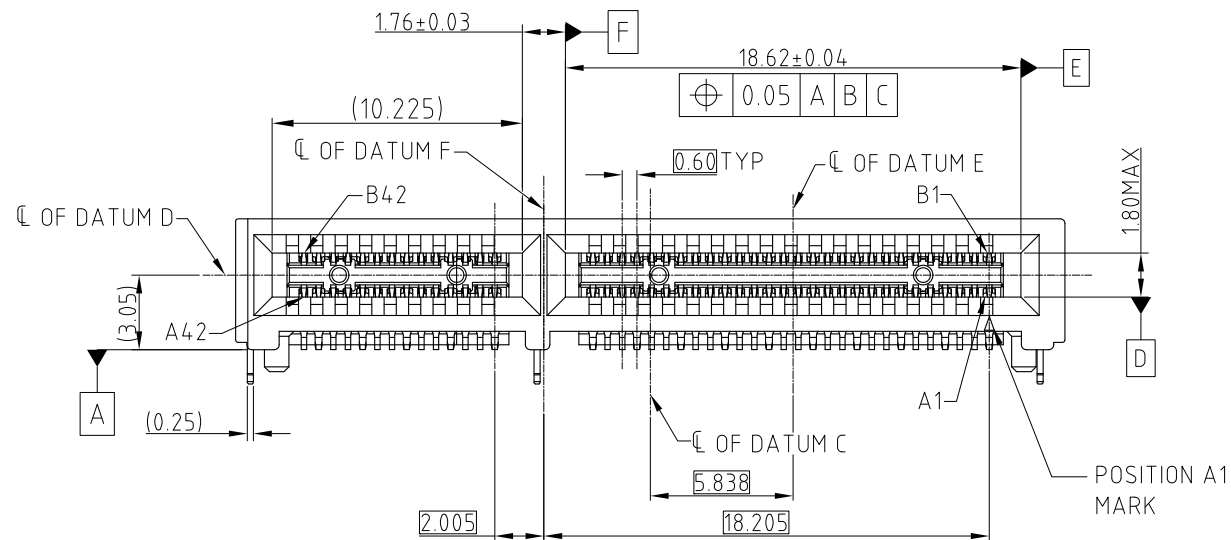
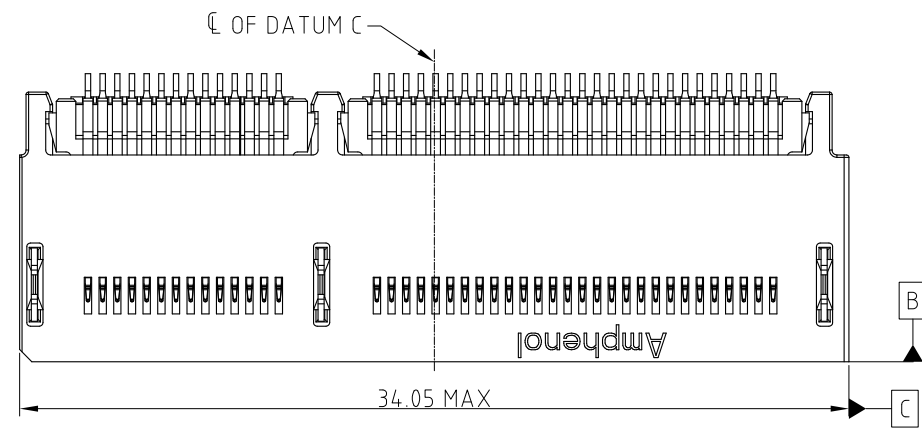
SYM	ECN	DESCRIPTION	DATE	APPROVED
5	CDXXXX	ADD AIC MATING CARD SPECIFICATION	May.21,2018	YH
6	CDXXXX	ADD AIC CARD SLOT DIEMENSION	Jun.28,2018	YH
7	CDXXXX	REVISE THE BOARD LOCK LENGTH	Jul.04,2018	YH
8	CDXXXX	UPDATED BY SFF TA 1002 REV 1.1.2	Oct.12,2018	YH
9	CDXXXX	UPDATED BY SFF TA 1002 REV 1.1.3	Nov.08,2018	YH

D

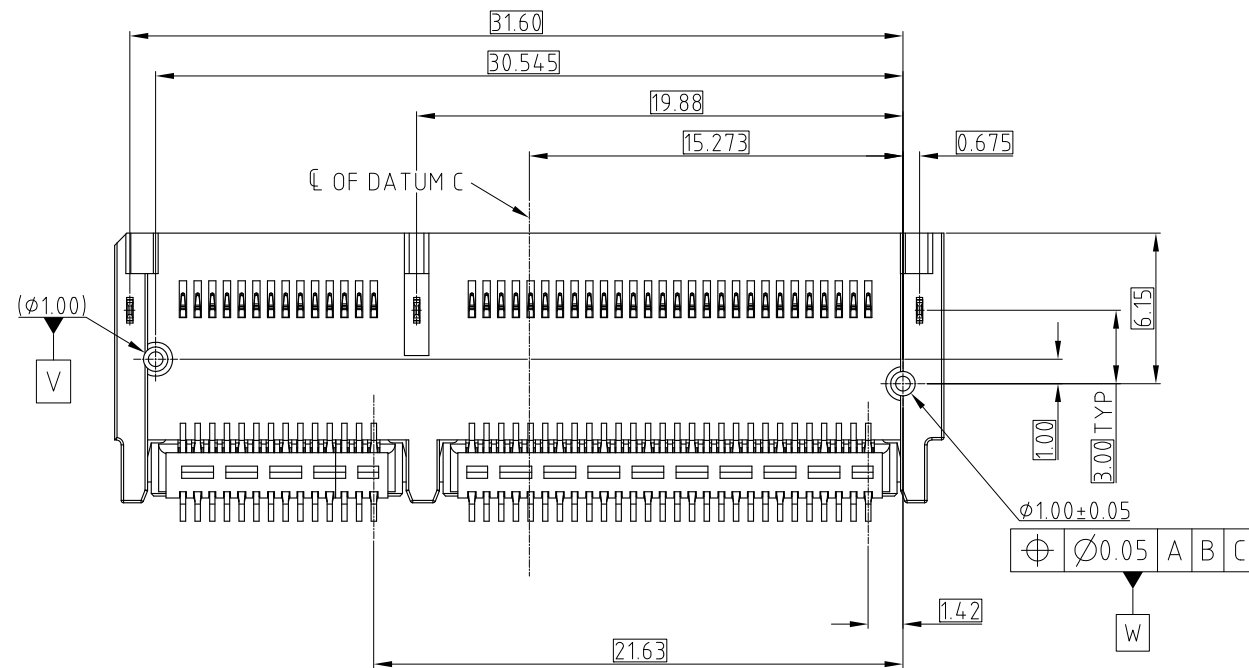
C

B

A



- NOTE:
- MATERIAL:  
HOUSING: HIGH TEMPERATURE THERMOPLASTIC BLACK UL94-V0  
CONTACT: COPPER ALLOY  
BOARD LOCK: COPPER ALLOY
  - PLATING:  
CONTACT: MATING AREA: Au THICKNESS PLEASE REFER TO PN SYSTEM, 1.27-2.54 μm NICKEL UNDERPLATED  
SOLDER AREA: 1.27 μm MIN TIN OVER 1.27-2.54 μm NICKEL UNDERPLATED  
BOARD LOCK: 1.27 MIN TIN OVER 1.27-2.54UM NICKEL UNDERPLATED
  - ELECTRICAL PERFORMANCE:  
RATED CURRENT: 1.1A/PIN UP TO 12PINS  
LLCR:30mΩ MAX, DELTA 15 mΩ.  
INSULATION RESISTANCE: 1000MΩ MIN
  - DURABILITY:200 CYCLES.
  - ATERIAL SHOULD BE FULFILLED AMPHENOL SPEC# S-SN-002 AND S-SN-004
  - ORDERING PN SYSTEM ME100841020101X



PROPOSAL DRAWING

UNLESS OTHERWISE SPECIFIED TOLERANCES	
U.S.	METRIC
.X +/-	0.25
.XX +/-	0.20
.XXX +/-	0.15
FRACTIONS +/-	5°
ANGLES +/-	

APPROVAL		DATE
DRAWN	Rocky	Nov.08,2018
CHECKED	Ly.Yi	Nov.08,2018
APPROVED		
DRAWING FILE :		
INTERNAL\DRAWING\ME\C ME100841020101X		
REMOVE SHARP EDGES		
ANGLE OF PROJECTION		
DIMENSIONS		
—U.S.—	INCHES	
(METRIC)	(mm)	

Amphenol		
TITLE MINI COOL EDGE CONNECTOR 84P R/A 0.6MM PITCH 3.05		
SIZE	DRAWING NO.	REV.
A3	C ME100841020101X	9
SCALE	NONE	SHEET 1 OF 2

4

3

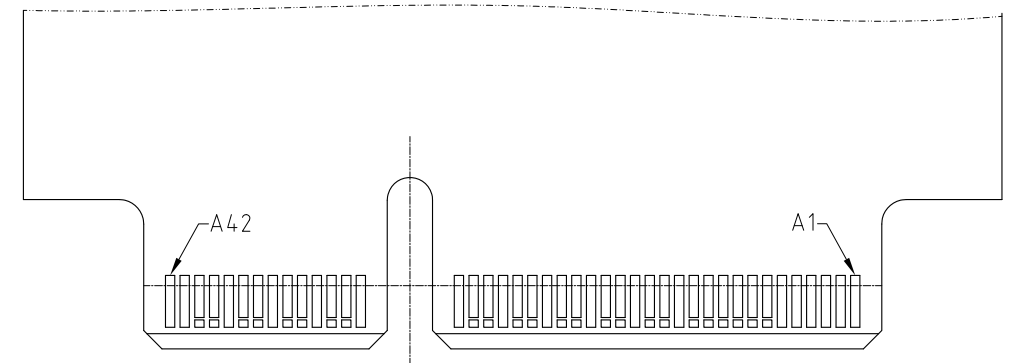
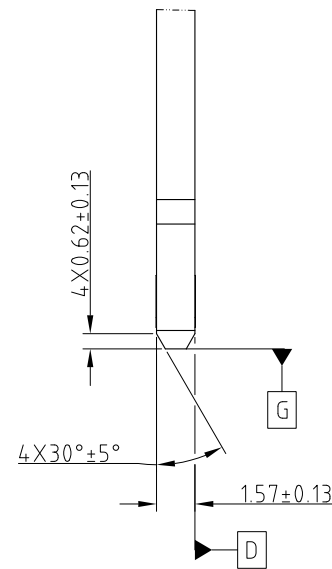
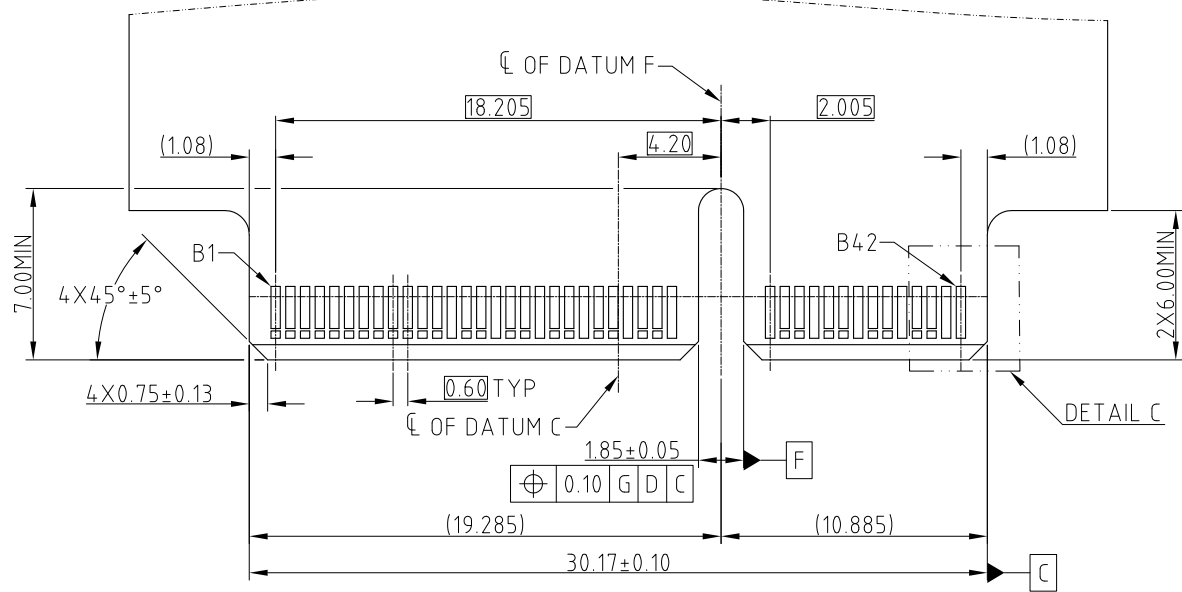
2

1

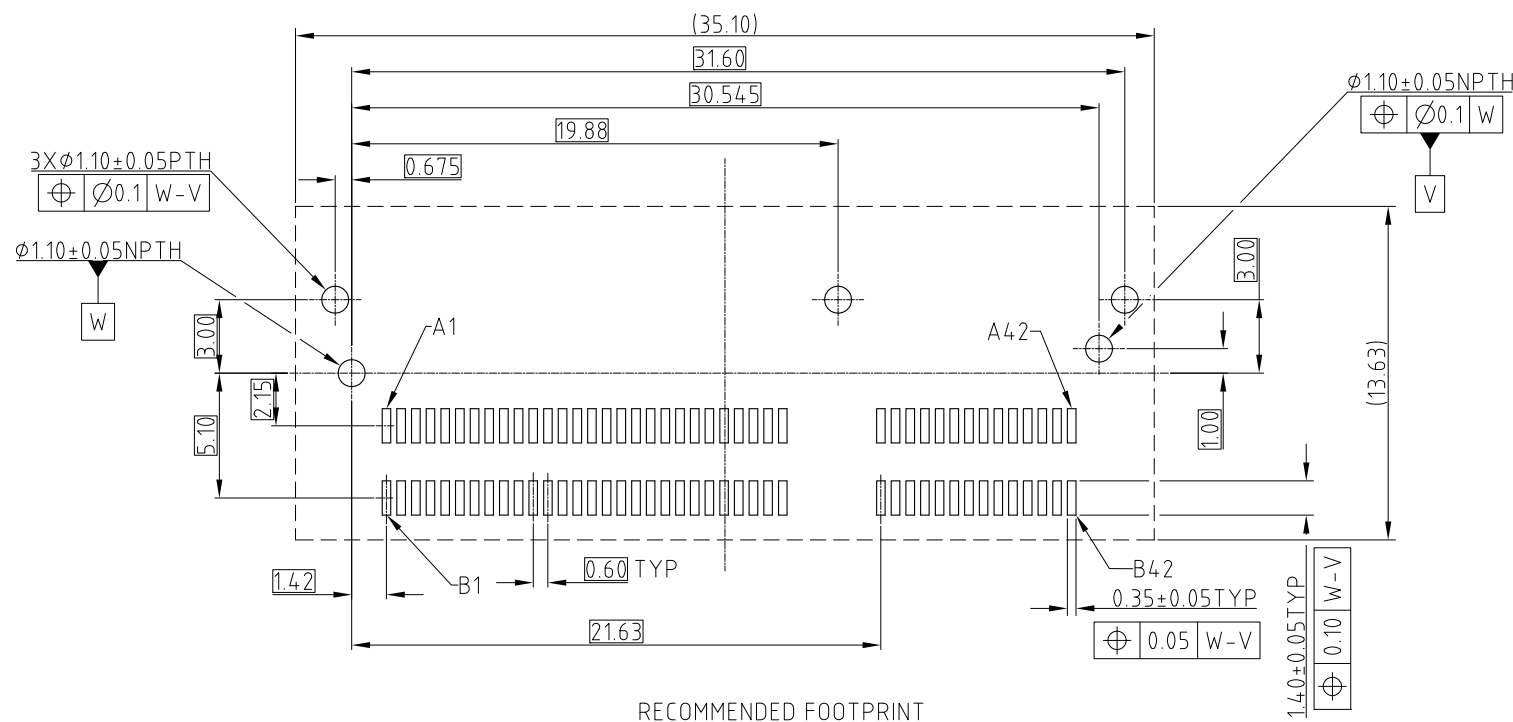
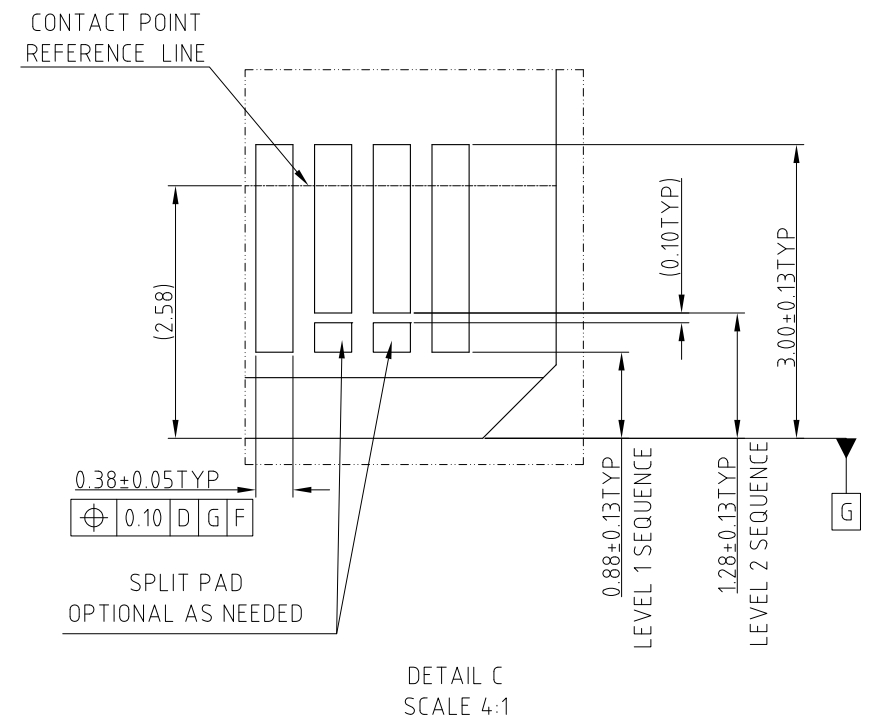
This document is the property of Amphenol Corporation and is delivered on the express condition that it is not to be disclosed, reproduced or used, in whole or in part, for manufacture or sale by anyone other than Amphenol Corporation without its prior consent, & that no right is granted to disclose or to use any information in this document.

CUSTOMER DRAWING

REVISIONS				
SYM	ECN	DESCRIPTION	DATE	APPROVED
		SEE SHEET 1		



RECOMMENDED AIC MATING CARD



RECOMMENDED FOOTPRINT

PROPOSAL DRAWING

UNLESS OTHERWISE SPECIFIED TOLERANCES	
U.S.	METRIC
.X +/-	0.25
.XX +/-	0.20
.XXX +/-	0.15
FRACTIONS +/-	5°
ANGLES +/-	
FOR MATERIALS AND FINISHES SEE NOTES	
REMOVE SHARP EDGES	
DIMENSIONS	
—U.S.—	INCHES
(METRIC)	(mm)

APPROVAL	DATE
DRAWN Rocky	Nov.08,2018
CHECKED Ly.Yi	Nov.08,2018
APPROVED	
DRAWING FILE :	
INTERNAL\DRAWING\ME\ C ME100841020101X	
ANGLE OF PROJECTION	

Amphenol		
TITLE		
MINI COOL EDGE CONNECTOR		
84P R/A 0.6MM PITCH 3.05		
SIZE	DRAWING NO.	REV.
A3	C ME100841020101X	9
SCALE	NONE	SHEET 2 OF 2