


Drawing No.	*Rev.	Date	Page
BF5A100GA-YNH-020mA	B	2022/06/08	1/3

# APPROVAL SHEET

**Part No:** BF5A100GA-YNH-020mA

**NOTE :**

**Green Part**

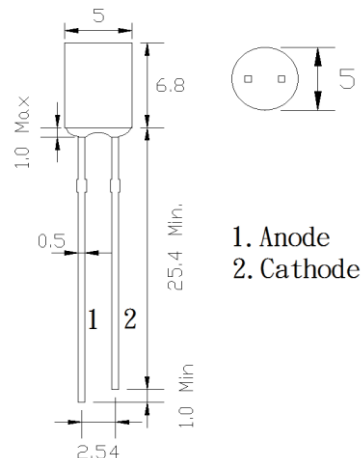
MAKER			CUSTOMER	
				
R&D	QA	Sales	Checked	Approved

Prepared	Checked	Approved
Rachel Lee	Sky Lin	Kenneth Wu

## LED LAMP Technical Data

### DESCRIPTION:

Device Type	: BF5A100GA-YNH-020mA
Dice Material	: AlGaInP
Light Color	: Yellow
Lens Color	: Water Clear
Lens Dimension	: 5 mm



1. Anode  
2. Cathode

All epoxy resin dimension are in millimeter  
tolerance is  $\pm 0.2\text{mm}$

### Absolute Maximum Ratings at $T_a=25^\circ\text{C}$

Parameter	Max.	Unit
DC Forward Current	50	mA
Reverse Voltage	5	V
Power Dissipation	125	mW
Operating Temperature	Topr : -40 ~ +80	$^\circ\text{C}$
Storage Temperature	Tstr : -40 ~ +100	$^\circ\text{C}$
Solder DIP (MAX. 5 seconds, 1.6mm from body) Temperature $260^\circ\text{C}$		

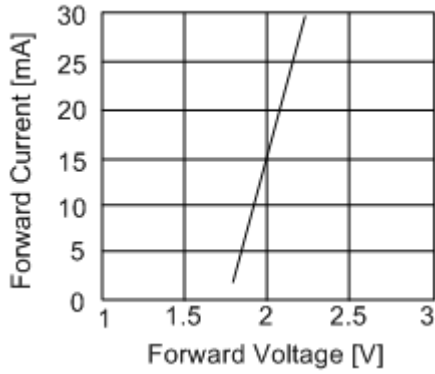
### Electrical and Optical Characteristics at $T_a=25^\circ\text{C}$

Symbol	Description	Test Condition	Min.	Typ.	Max.	Unit
$V_F$	Forward Voltage	$I_F = 20\text{mA}$	-	2.0	2.5	V
$I_R$	Reverse Current	$V_R = 5\text{V}$	-	-	10	$\mu\text{A}$
$\lambda_D$	Dom. Emission Wavelength	$I_F = 20\text{mA}$	586	-	595	nm
$\Delta\lambda$	Spectral Line Halfwidth	$I_F = 20\text{mA}$	-	20	-	nm
2 $\theta_{1/2}$	Viewing Angle	$I_F = 20\text{mA}$	-	100	-	Deg.
$I_v$	Luminous Intensity	$I_F = 20\text{mA}$	580	980	-	mcd

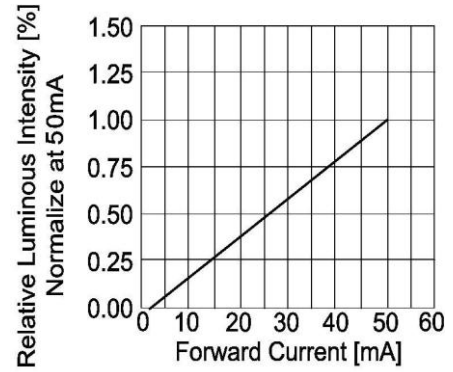
- Note:
1. The lead should be formed up to 5mm from the body of device without forming stress.
  2. Soldering shall be performed after lead forming.
  3. All dimensions are in millimeters
  4. Suggest: the better current for this device is less than 30mA.

## LED LAMP Technical Data

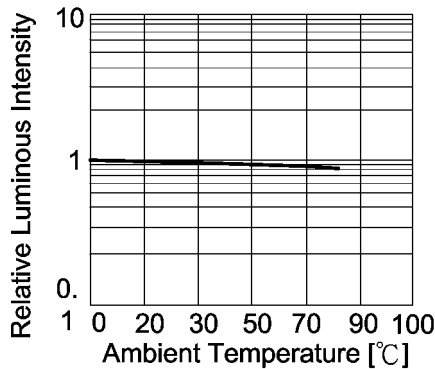
### Typical Optical-Electrical Characteristic Curves



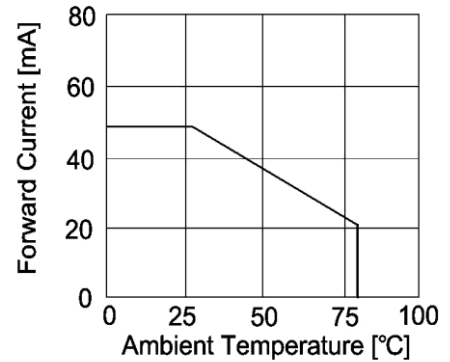
**Forward Current  
Vs. Forward Voltage**



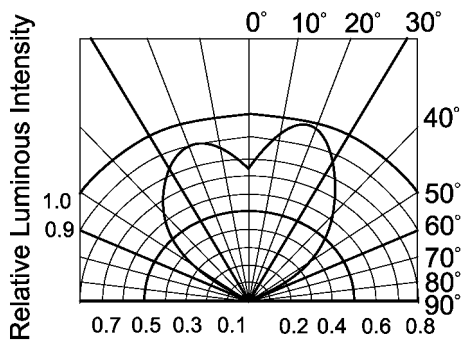
**Luminous Intensity  
Vs. Forward Current**



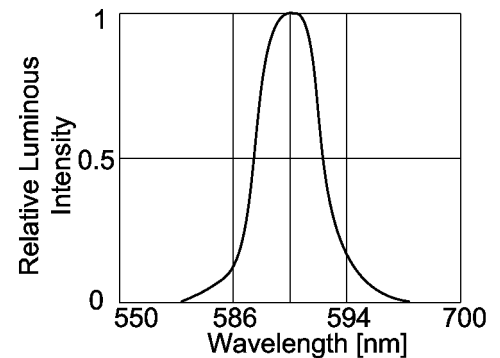
**Luminous Intensity  
Vs. Ambient Temperature**



**Forward Current  
Vs. Ambient Temperature**



**Radiation Pattern**



**Relative Luminous Intensity  
Vs. Wavelength**