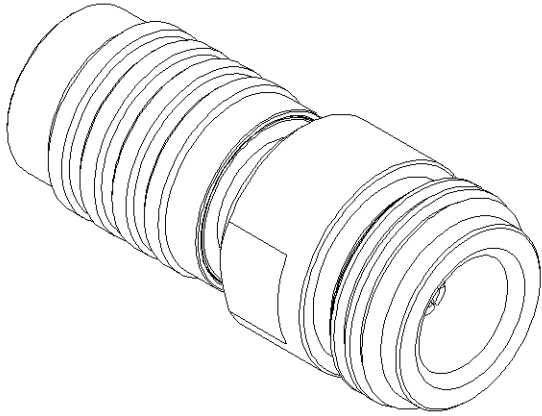
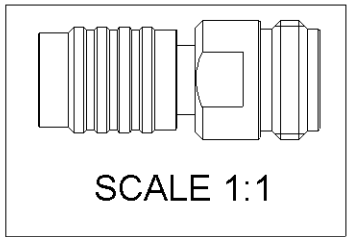
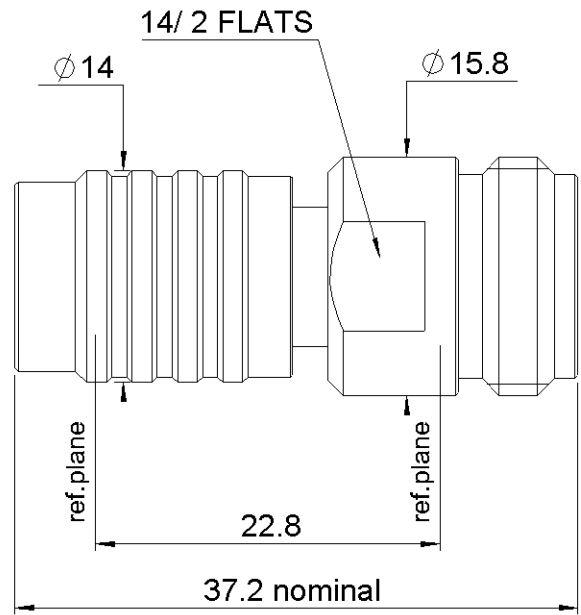
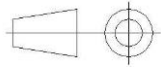


PAGE 1/2	ISSUE 23-08-17B	SERIES ADAPTER	PART NUMBER R191620007
----------	-----------------	--------------------------	-------------------------------



All dimensions are in mm. Tolerances according ISO 2768 m-H



COMPONENTS	MATERIALS	PLATING (μm)
Body	BRASS.	BBR
Center contact	BERYLLIUM COPPER	SILVER
Outer contact	BERYLLIUM COPPER	SILVER
Insulator	PTFE	
Gasket	SILICONE RUBBER	
Others parts	BRASS,BRONZE	BBR
-	-	-
-	-	-

PAGE 2/2	ISSUE 23-08-17B	SERIES ADAPTER	PART NUMBER R191620007
----------	-----------------	--------------------------	-------------------------------

PACKAGING

Standard	Unit	Other
1	Contact us	Contact us

ELECTRICAL CHARACTERISTICS

Impedance		50	Ω
Frequency		0-11	GHz
VSWR	1.02	+	0.0150 x F(GHz) Maxi
Insertion loss		0.05	\sqrt{F} (GHz) dB Maxi
RF leakage		- (NA	- F(GHz) dB Maxi
Voltage rating		500	Veff Maxi
Dielectric withstanding voltage		1500	Veff mini
Insulation resistance		5000	M Ω mini

ENVIRONMENTAL

Operating	-55~+125	$^{\circ}\text{C}$
Hermetic seal	NA	Atm.cm3/s
Panel leakage	NA	

MECHANICAL CHARACTERISTICS

Center contact retention			
Axial force – Mating End		27	N mini
Axial force – Opposite end		27	N mini
Torque		NA	N.cm mini

Recommended torque			
Mating	NEX10	0	N.cm
	N	0	N.cm
		0	N.cm
Panel nut		NA	N.cm

Mating life		100	Cycles mini
Weight		31.4220	g

SPECIFICATION

OTHER CHARACTERISTICS

PIM3<=-123 dBm, 2 carriers of +43dBm