

Contact insert - HC-B 24-I-PT-M-48 - 1407738

Please be informed that the data shown in this PDF Document is generated from our Online Catalog. Please find the complete data in the user's documentation. Our General Terms of Use for Downloads are valid (<http://phoenixcontact.com/download>)



HEAVYCON pin insert, B24 series, 24 + PE-pos., pos. marking 25-48, push-in connection

Product Features

- For fast coding with plastic profile
- Conductor connection without tools
- Significant time savings during conductor connection
- Test connection for 2 mm test plug



Key Commercial Data

Packing unit	1 pc
Weight per Piece (excluding packing)	113.2 g
Custom tariff number	85366990
Country of origin	China

Technical data

General

Connection method	Push-in connection
Degree of pollution	3
Overvoltage category	III
Number of positions	24+PE
Insertion/withdrawal cycles	≥ 500
Size	B24
Conductor cross section	0.14 mm ² ... 2.5 mm ²
Connection cross section AWG	26 ... 14
Stripping length	8 mm ... 10 mm
Assembly instructions	Coding also using the CP-HC (1686478) coding profiles. HC-B6../ HC-B10..for two coding profiles. HC-B16../ HC-B24..for four coding profiles.

Contact insert - HC-B 24-I-PT-M-48 - 1407738

Technical data

General

Connection	Connectors may only be operated when there is no load/the power is switched off. Can be used for solid wires and stranded wires with ferrule.
------------	---

Ambient conditions

Ambient temperature (operation)	-40 °C ... 125 °C (including heating up of contacts)
---------------------------------	--

Material data

Flammability rating according to UL 94	V0
Contact material	Copper alloy
Contact surface material	Ag/Sn (tarnish protection)
Contact carrier material	PA
Standards/regulations	PA: Fire protection in rail vehicles - requirement sets R22 and R23 acc. to DIN EN 45545-2 (Risk level HL1 - HL2)
	PA: Fire protection in rail vehicles - requirement set R24 acc. to DIN EN 45545-2 (Risk level HL1 - HL3)

Electrical characteristics

Rated voltage (III/3)	500 V
Rated surge voltage	6 kV
Rated current	16 A

Standards and Regulations

Flammability rating according to UL 94	V0
--	----

Classifications

eCl@ss

eCl@ss 4.0	272607xx
eCl@ss 4.1	27260701
eCl@ss 5.0	27143424
eCl@ss 5.1	27143424
eCl@ss 6.0	27143424
eCl@ss 7.0	27440209
eCl@ss 8.0	27440205
eCl@ss 9.0	27440205

ETIM

ETIM 3.0	EC000438
ETIM 4.0	EC000438
ETIM 5.0	EC000438

Contact insert - HC-B 24-I-PT-M-48 - 1407738

Classifications

UNSPSC

UNSPSC 6.01	30211923
UNSPSC 7.0901	39121522
UNSPSC 11	39121522
UNSPSC 12.01	39121522
UNSPSC 13.2	39121522

Approvals

Approvals

Approvals

CSA / UL Recognized / EAC / GL

Ex Approvals

Approvals submitted

Approval details

CSA	
mm ² /AWG/kcmil	14
Nominal current I _N	10 A
Nominal voltage U _N	600 V

UL Recognized	
mm ² /AWG/kcmil	14
Nominal current I _N	13 A
Nominal voltage U _N	600 V

Contact insert - HC-B 24-I-PT-M-48 - 1407738

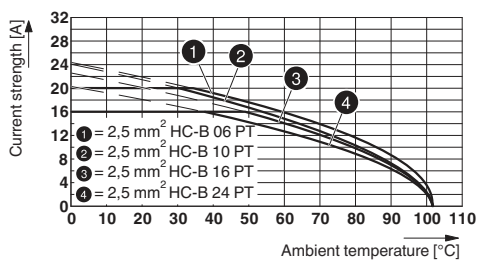
Approvals

EAC

GL

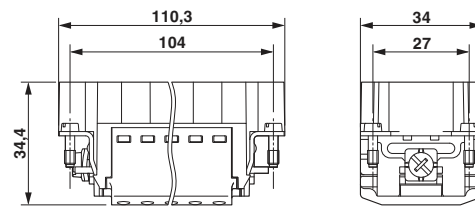
Drawings

Diagram



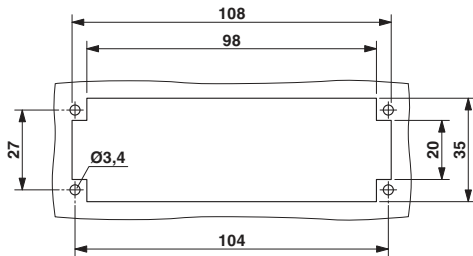
Derating diagram for 2.5 mm²

Dimensional drawing




Dimensional drawing

Dimensional drawing



Mounting cutout when used without housing

Schematic diagram



Connector pin assignment, connection side