

T4171310005-001 ✓ ACTIVE



M12 Connector

TE Internal #: T4171310005-001

Standard Circular Connectors, Wire-to-Panel, 5 Position, Sealable, Wire & Cable, Signal, Reverse Gender, Nickel, Brass, M12 Connector

[View on TE.com >](#)

Connectors > Circular Connectors > Standard Circular Connectors > M12 Panel Mount Wire



Connector System: **Wire-to-Panel**

Number of Positions: **5**

Sealable: **Yes**

Connector & Contact Terminates To: **Wire & Cable**

Contact Current Rating (Max): **4 A**

[All M12 Panel Mount Wire \(66\)](#)

Features

Product Type Features

Prewired	Yes
Product Type	Connector Assembly
Accessory Color	Black
Assembly Type	Electrical Connector
Connector System	Wire-to-Panel
Sealable	Yes
Connector & Contact Terminates To	Wire & Cable
Circular Connector Type	Receptacle
Shell Type	Metal

Configuration Features

Keying & Polarized Position Locations	A
Factory Installed Backshell	No
Keying	A



Number of Positions	5
Number of Power Positions	0
Number of Signal Positions	5
Contacts Preloaded	Yes

Electrical Characteristics

Operating Voltage	60 VAC
-------------------	--------

Body Features

Peripheral Seal Material	Silicone
O-Ring Material	Silicone
Environmental Protection Type	Sealed
Shell Plating Material	Nickel
Shell Base Material	Brass
Circular Connector Insulation Material Type	Polyamide

Contact Features

Contact Current Rating (Max)	4 A
Reverse Gender	Yes
Circular Connector Contact Type	Socket

Mechanical Attachment

Polarization Code	A
Mating Alignment Type	Keyed

Housing Features

Circular Connector Shell Size	18
-------------------------------	----

Dimensions

Wire Size	.34 – .5 mm ²
-----------	--------------------------

Usage Conditions

IP Water Sealing Level	IP67
Operating Temperature Range	-40 – 85 °C[-40 – 185 °F]

Operation/Application

Circuit Application	Signal
Shielded	No

Industry Standards



UL Flammability Rating	UL 94HB
------------------------	---------

Packaging Features

Packaging Quantity	1
--------------------	---

Other

Field Serviceable	No
-------------------	----

Product Compliance

[For compliance documentation, visit the product page on TE.com>](#)

EU RoHS Directive 2011/65/EU	Compliant with Exemptions
------------------------------	---------------------------

EU ELV Directive 2000/53/EC	Compliant with Exemptions
-----------------------------	---------------------------

China RoHS 2 Directive MIIT Order No 32, 2016	Restricted Materials Above Threshold
---	--------------------------------------

EU REACH Regulation (EC) No. 1907/2006	<p>Current ECHA Candidate List: JUNE 2023 (235)</p> <p>Candidate List Declared Against: JUNE 2023 (235)</p> <p>SVHC > Threshold:</p> <p>Pb (1.9% in Component Part)</p> <p>Article Safe Usage Statements: Do not eat, drink or smoke when using this product. Wash thoroughly after handling. Recycle if possible and dispose of the article by following all applicable governmental regulations relevant to your geographic location.</p>
--	---

Halogen Content	Not Low Halogen - contains Br or Cl > 900 ppm.
-----------------	--

Solder Process Capability	Not applicable for solder process capability
---------------------------	--


Product Compliance Disclaimer

This information is provided based on reasonable inquiry of our suppliers and represents our current actual knowledge based on the information they provided. This information is subject to change. The part numbers that TE has identified as EU RoHS compliant have a maximum concentration of 0.1% by weight in homogenous materials for lead, hexavalent chromium, mercury, PBB, PBDE, DBP, BBP, DEHP, DIBP, and 0.01% for cadmium, or qualify for an exemption to these limits as defined in the Annexes of Directive 2011/65/EU (RoHS2). Finished electrical and electronic equipment products will be CE marked as required by Directive 2011/65/EU. Components may not be CE marked. Additionally, the part numbers that TE has identified as EU ELV compliant have a maximum concentration of 0.1% by weight in homogenous materials for lead, hexavalent chromium, and mercury, and 0.01% for cadmium, or qualify for an exemption to these limits as defined in the Annexes of Directive 2000/53/EC (ELV). Regarding the REACH Regulation, the information TE provides on SVHC in articles for this part number is based on the latest European Chemicals Agency (ECHA) 'Guidance on requirements for substances in articles' posted at this URL: <https://echa.europa.eu/guidance-documents/guidance-on-reach>


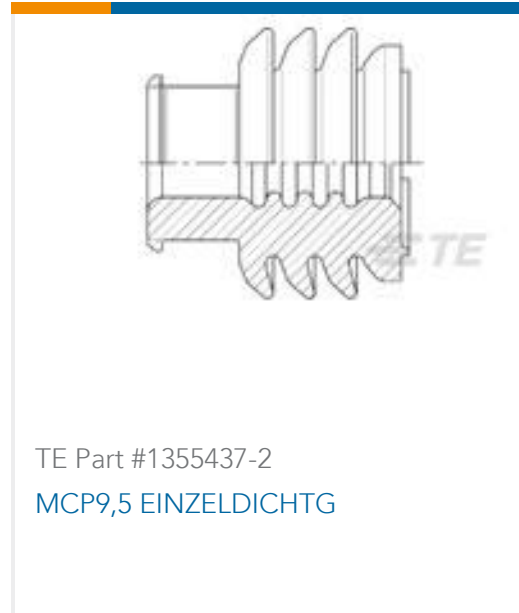
Compatible Parts



Also in the Series | M12 Connector



Customers Also Bought



Documents

Product Drawings

M12,FRONT MOUNTING,FEMALE,A,5P,0.2M WIRE

English

CAD Files

Customer View Model

ENG_CVM_CVM_T4171310005-001_B.3d_igs.zip



English

Customer View Model

[ENG_CVM_CVM_T4171310005-001_B.3d_stp.zip](#)

English

Customer View Model

[ENG_CVM_CVM_T4171310005-001_B.2d_dxf.zip](#)

English

3D PDF

3D

By downloading the CAD file I accept and agree to the [Terms and Conditions](#) of use.

Datasheets & Catalog Pages

[M8 / M12 Connector System Catalog](#)

English

[M8 / M12 Connector System Catalog](#)

Japanese

Product Specifications

[Application Specification](#)

English

Agency Approvals

[UL](#)

English