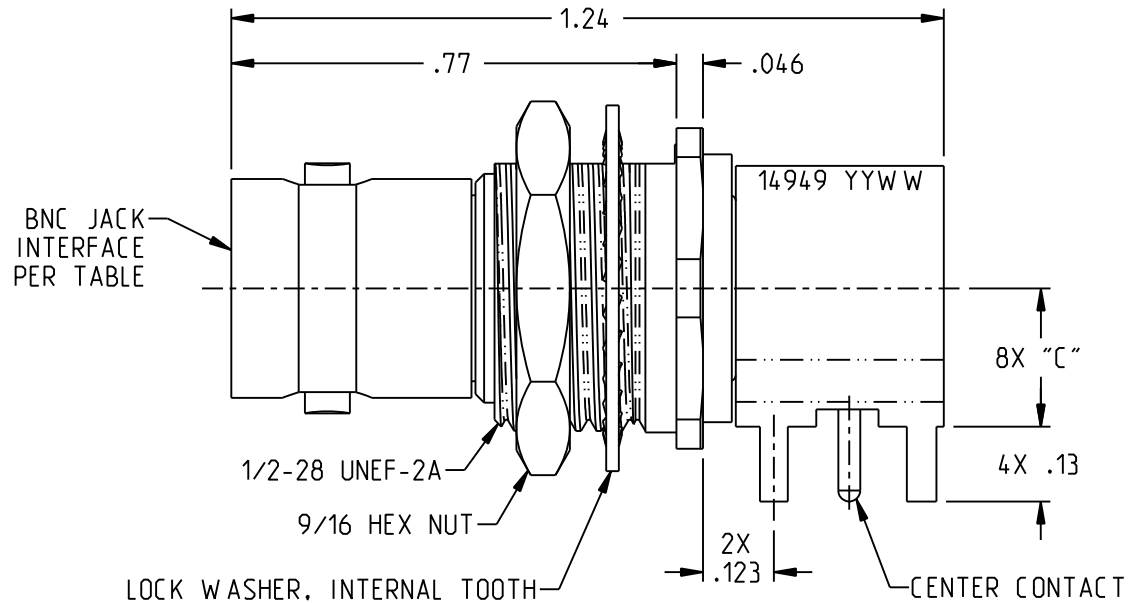
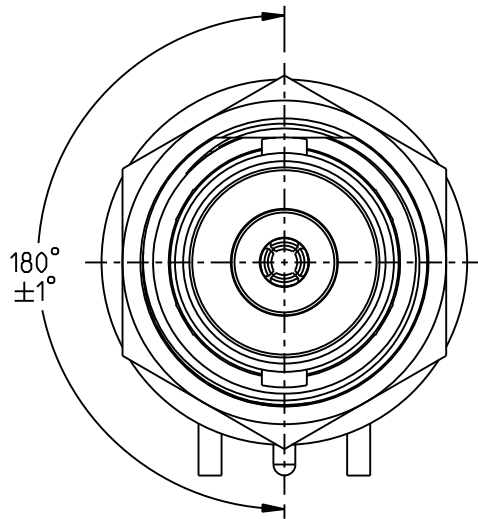


MODEL NUMBER	INTERFACE SPEC	IMPD (OHMS)	Ø "A"	Ø "B"	"C"
CBBJR26	MIL-STD-348, FIG. 301-2	50	.046	.063	.24
UCBBJR26	MIL-STD-348, FIG. 330-1	75	.029		
CBBJR26A	MIL-STD-348, FIG. 301-2	50	.046	.070	.34
UCBBJR26A	MIL-STD-348, FIG. 330-1	75	.029		



NOTES: UNLESS OTHERWISE SPECIFIED.

1. MATERIALS AND FINISH:

- 1.1 BODY: TIN PLATED BRASS
- 1.2 INSULATOR & DIELECTRIC: PTFE (TEFLON)
- 1.3 CENTER CONTACT: GOLD PLATED BERYLLIUM COPPER
- 1.4 MOUNTING HARDWARE: TIN PLATED COPPER ALLOY

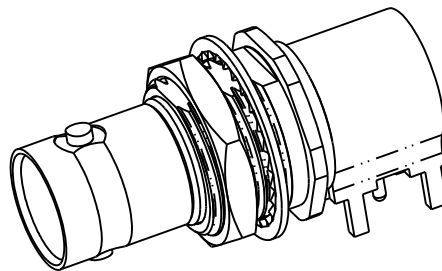
2. ELECTRICAL:

- 2.1 IMPEDANCE: SEE TABLE
- 2.2 FREQUENCY (MAX): 500 MHz

3. PANEL THICKNESS (MAX): .125

4. PANEL NUT TORQUE (MAX): 35 INCH POUNDS

CBBJR26 SHOWN



<p>RECOMMENDED PANEL CUTOUT</p>	<p>RECOMMENDED MTG HOLE PATTERN</p>
<p>RoHS2 <input checked="" type="checkbox"/> 2011/65/EU</p> <p>UNLESS OTHERWISE SPECIFIED UNITS: INCH</p> <p>.XX ±.02 .XXX ±.010 ANGLES ±2°</p>	