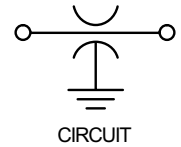
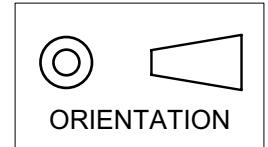


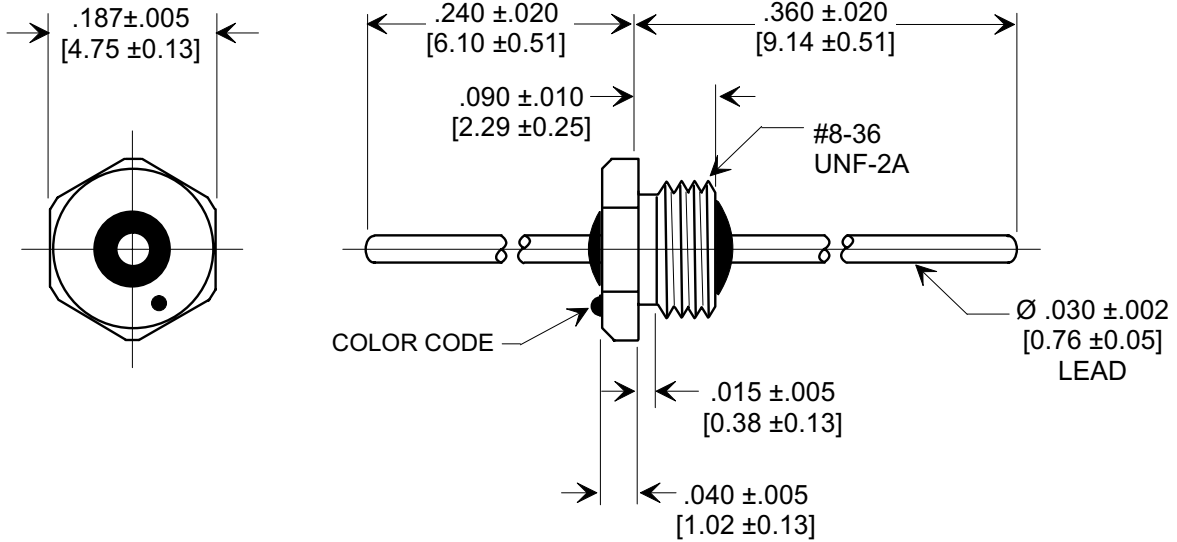
# MARKETING SALES DRAWING

DIMENSIONS IN INCHES - DO NOT SCALE THIS DRAWING  
 DIMENSIONS IN METRIC - [ ]

This drawing is the property of Tusonix, Inc., and may not be used, reproduced, published or disclosed to others without expressed authorization by Tusonix Inc.



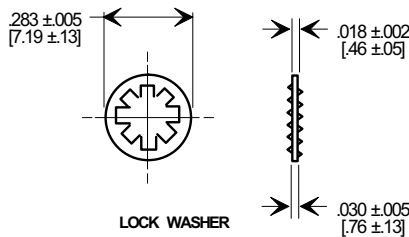
**Electrical Testing**  
 per Tusonix standard  
 test plans and Mil-Std-202  
 Test Methods.



**NOTES:**

1. OPERATING TEMPERATURE RANGE: -55°C to +125°C.
2. SILVER PLATED CASE, LEAD AND MOUNTING HARDWARE.
3. RECOMMENDED MOUNTING TORQUE: 1.0 lb. - in. [0.113 Nm].
4. MAX. RECOMMENDED SOLDERING TEMPERATURE: 260°C.
5. LOCK WASHER INCLUDED.
6. TUSONIX STANDARD PART NUMBER: 4401-000.  
 TUSONIX RoHS COMPLIANT PART NUMBER: 4401-000 LF.  
 CUSTOMER MUST SPECIFY STANDARD OR RoHS PART NUMBER PART NUMBER WHEN ORDERING.
7. PART MARKING: STANDARD PART: CAP COLOR CODE DOT(S). RoHS COMPLIANT PART MARKED WITH ADDITIONAL GREEN DOT IDENTIFICATION.

**MOUNTING HARDWARE**



| CAP. (pF) | TOL. | DC WORKING VOLTAGE |        | I.R. MIN. @ 100 (VDC.) | DWV (VDC) | DC CURRENT (AMPS) | MIN. NO LOAD INSERTION LOSS (dB) @ 25° C PER MIL-STD-220 |         |       |        | COLOR CODE |
|-----------|------|--------------------|--------|------------------------|-----------|-------------------|--|---------|-------|--------|------------|
|           |      | 85° C              | 125° C |                        |           |                   | 10 MHz   | 100 MHz | 1 GHz | 10 GHz |            |
| 100       | GMV  | 300                | 200    | 10 G Ω                 | 500       | 10                | ---  | 3       | 20    | 28     | GREEN      |

X-2015 Rev-0

|  |  |  |  |
|--|--|--|--|
| REVISION RECORD<br>Original Release C.O. <b>5280</b><br>RDN. TO COMP. FMT. & DIM. .018 WAS .015. S.M. 10-10-95<br><b>951003-7</b><br>4401 1 GHz WAS 60. ADDED ORIENTATION. S.M. 06-25-01<br><b>20010622-8-03</b><br>REVISED DWG. DRAWING MADE FOR EACH VAR. S.M. 11-20-02<br><b>20021113-2-01</b><br>ADDED NOTES 6 & 7. S.M. 10-19-02<br><b>20051013-5-02</b><br>REVISED NOTE 7. S.M. 02-28-06<br><b>20060202-3-02</b> | --TOLERANCES--<br>Unless Otherwise Specified |  | Title<br><b>BUSHING STYLE EMI FILTER</b> |
|  | DECIMAL ± NOTED                              |  |  |
|  | ANGLES ±                                     |  | Drawn S.M. 10-10-95                      |
|  | TUCSON, ARIZONA                              |  | Approved A.D. 06-07-90                   |
|  | <b>A</b>                                     |  | <b>4401-000</b>                          |