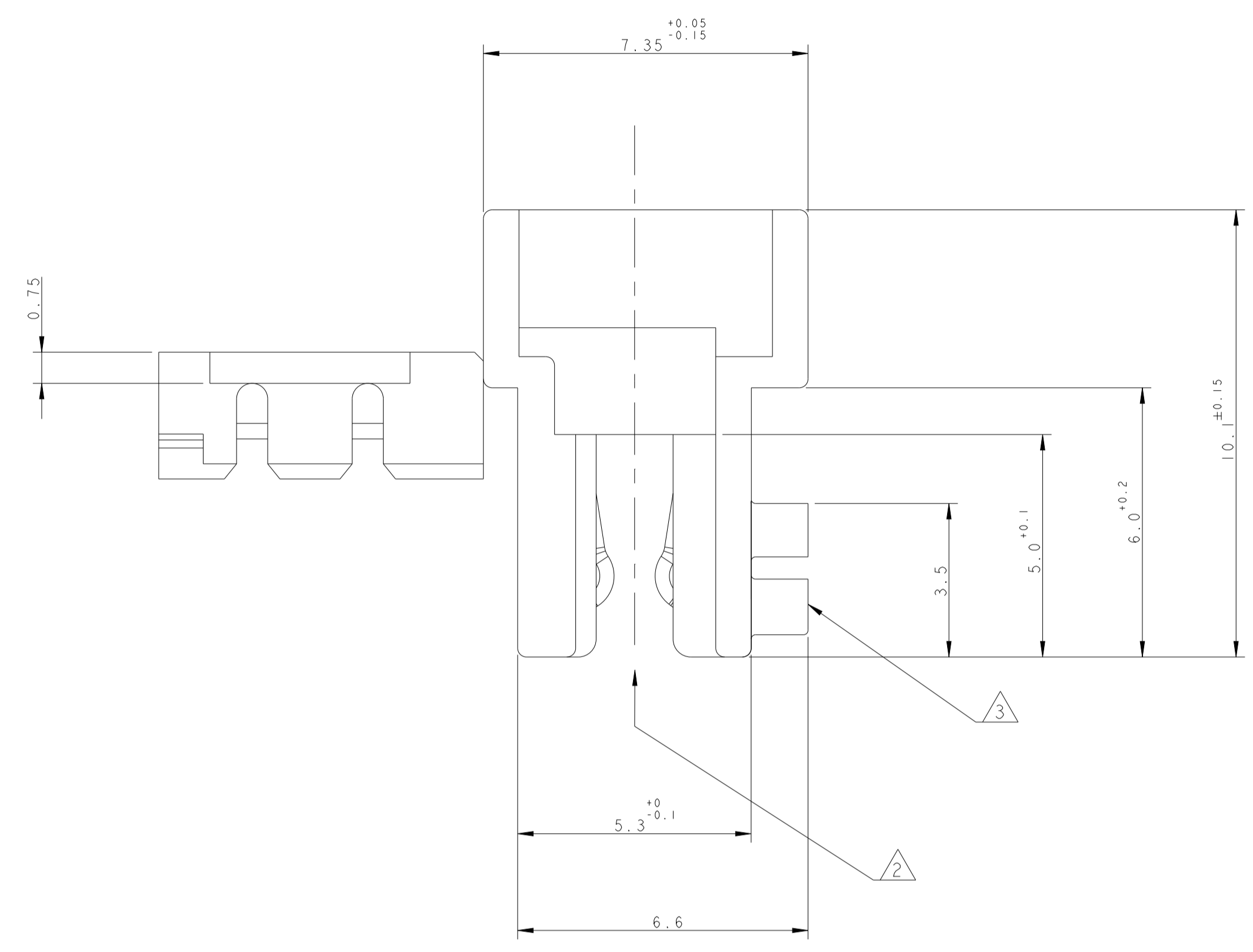
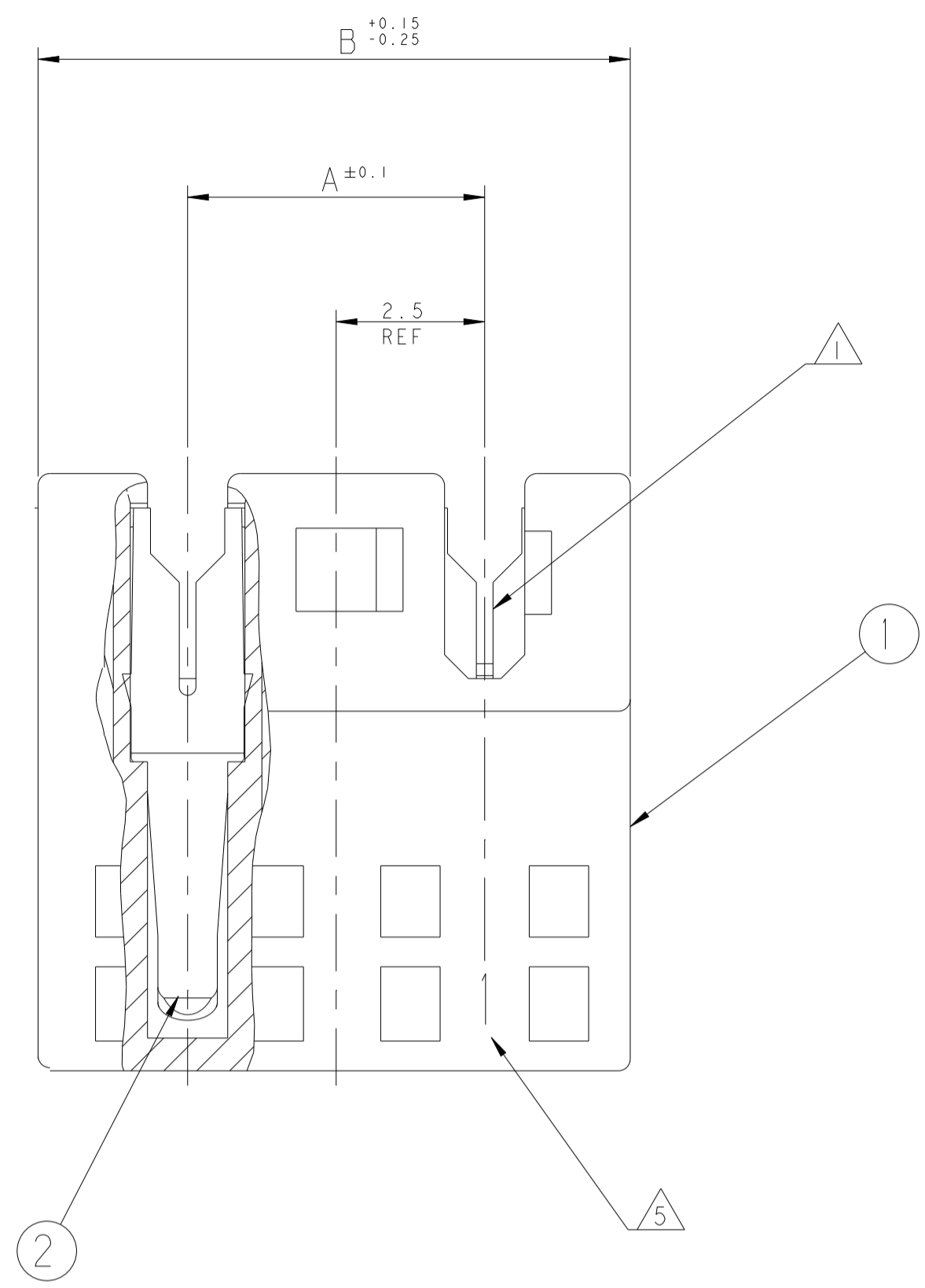
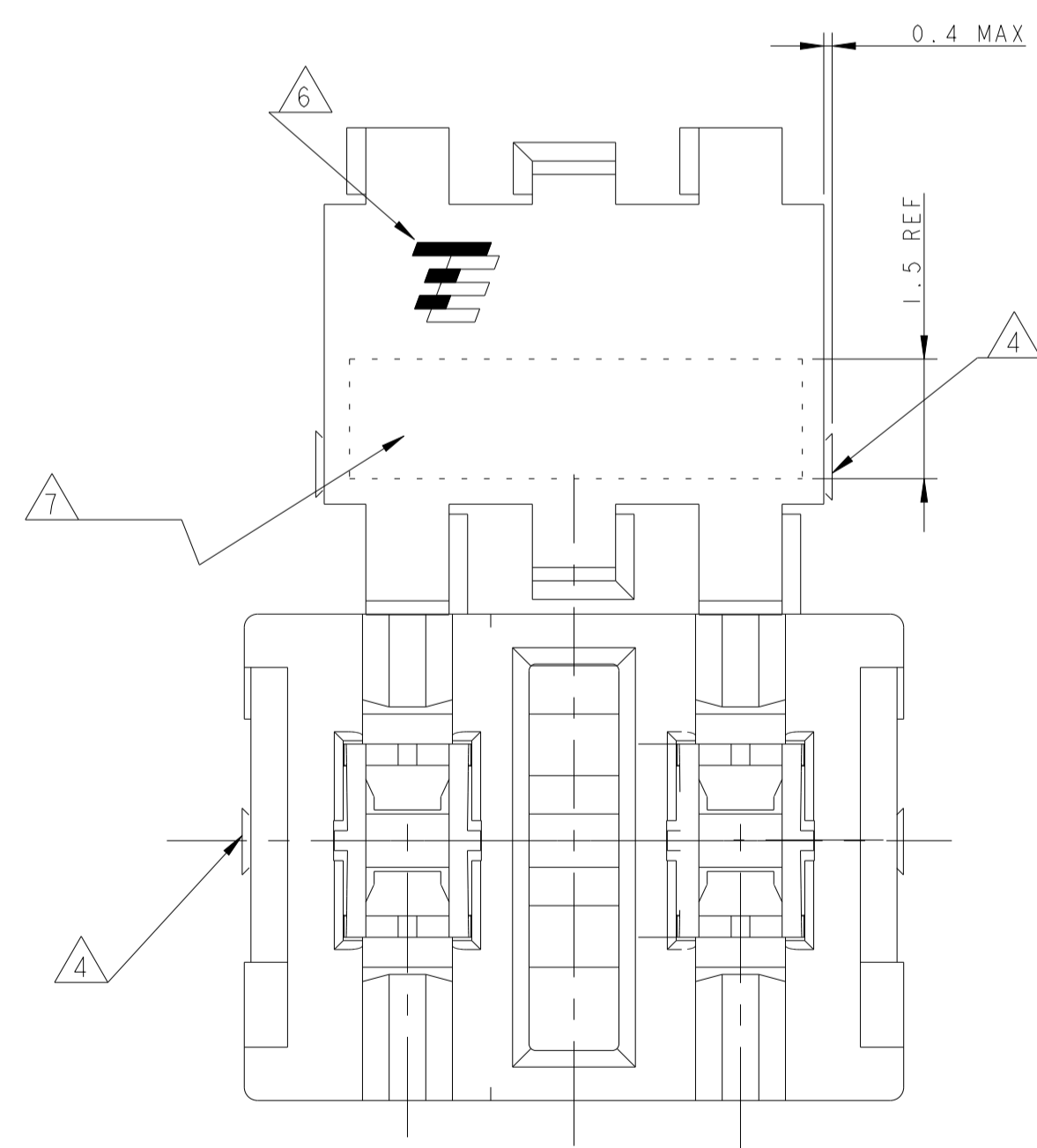
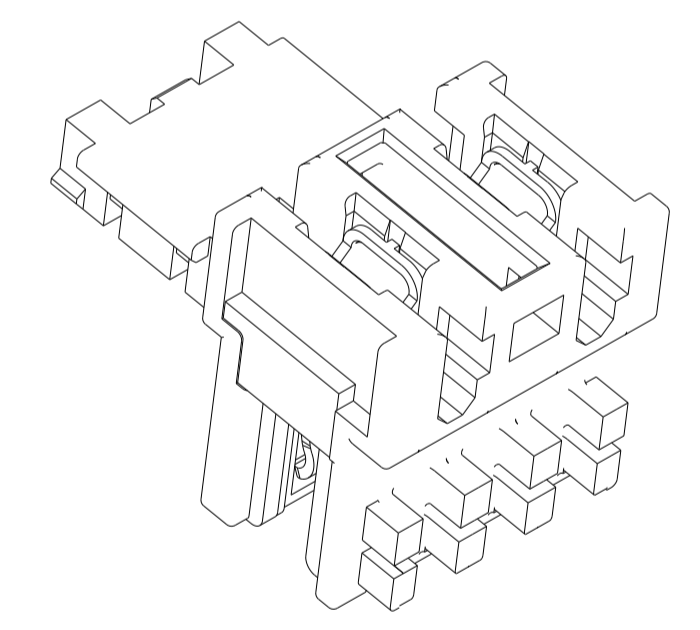


REVISIONS				
P.	LTN.	DESCRIPTION	DATE	APVD.
B11	ECR-21-122385		30NOV2021	DC FL
D	ECR-21-123888		16DEC2021	DC FL
D1	ECR-22-126910		24JAN2022	DC FL
D2	ECR-22-162225		16JAN2023	DC FL



ISO VIEW



- ▲ WIRE RANGE : STRANDED 0.22-0.35 mm² (INS. DIA. 1.30±0.1)
- ▲ MATING PART: TAB HEADER P/Ns 1971921 AND EQUIVALENT;
PCB FRAME P/N 964575 (PCB THK 1.5±0.14 COPPER CLADDING INCLUDED)
SEE PRODUCT SPEC. 108-18056 FOR FRAME APPLICATION
- ▲ KEYING RIBS TO BE REMOVED BY TERMINATION MACHINE
- ▲ CUT OFF DIMENSION DUE TO PRODUCTION PROCESS
- ▲ CIRCUIT No. IDENTIFICATION
- ▲ TE TRADEMARK (OPTIONAL POSITION)
- ▲ TAMPOGRAPHIC COLOUR CODE AREA
(P/Ns IDENTIFICATION BEFORE CRIMPING)
- ▲ CAVITIES 1 AND 3 LOADED WITH CONTACT
- ▲ PBT GF
- ▲ PA GF, UL94-V0 & GWEPT 750 NO-FLAME, NATURAL
- ▲ PRELIMINARY PART, NOT YET RELEASED FOR PRODUCTION
- ▲ ALTERNATIVE RESIN PBT GF

COLOUR CODE	HSG POS.	DIM. A	DIM. B	TE P/N	TE P/N	TE P/N
BLUE				3-284970-3	3-2311509-3	3-2402717-3
GREEN	3	5.0	9.9	2-284970-3	2-2311509-3	2-2402717-3
ORANGE				1-284970-3	1-2311509-3	1-2402717-3
-				0-284970-3	2311509-3	2402717-3

SEE TABLE	MATERIAL	DESCRIPTION	ITEM	DIMENSIONS: mm		TOLERANCES UNLESS OTHERWISE SPECIFIED:		APVD: G. TURCO 17 MAY 05		NAME: DUOPLUG 2.5 FEMALE CONNECTOR STANDARD VERSION, 2 POS. (HIGHER COVER RETENTION)	
	PH. BRONZE, TIN PLATED	IDC RECEPTACLE CONTACT	2	0 PLC	±0.2	1 PLC	±0.2	2 PLC	±0.2	3 PLC	±0.2
	PBT GLASS FIBER FILLED	FEMALE HOUSING	1	4 PLC	±0.2	ANGLES	±0.1*	FINISH		RESTRICTED TO	
Q.TY	REVISIONE DELL'ASSEMBLATO (REVISION OF EACH ASSY NO)			MATERIAL SEE TABLE		WEIGHT		CUSTOMER DRAWING		SCALE 5:1 SHEET 1 OF 1 REV D2	
	ELENCO DEI COMPONENTI (PARTS LIST)										