
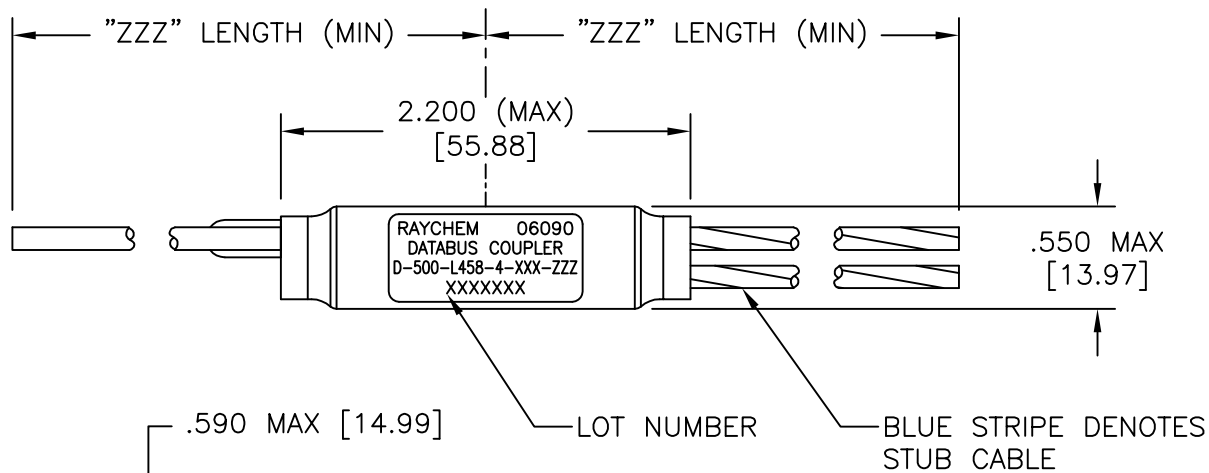


REVISION		
REV	DESCRIPTION	DATE
C	REVISED PER ECO-12-021274	05DEC2012



COMPONENT NO. D-500-L458-4-XXX-ZZZ

SCHEMATIC  
8: REVERSE WITH INTERNAL BUS TERMINATOR  
NUMBER OF STUBS  
CABLE LENGTH (INCHES)  
CABLE

- 612: 10612 (OPTIMIZED SINGLE SHIELD)
- 613: 10613 (OPTIMIZED DOUBLE SHIELD)
- 614: 10614 (EMP HARDENED)
- EP3: EPD30653Q (BUS), EPD31346A-6L9-US (STUB) (OPTIMIZED DOUBLE SHIELD)
- H06: 7724H0664 (FLAT SHIELD WIRE, UNFILLED)
- 6D0: 7726D0664 26 AWG OPTIMIZED SINGLE SHIELD
- 6D3: 7726D3664 26 AWG OPTIMIZED DOUBLE SHIELD

If this document is printed it becomes uncontrolled. Check for the latest revision

© 2006-2012 Tyco Electronics Corporation. All Rights Reserved.

Raychem Databus  
CUSTOMER DRAWING

UNLESS OTHERWISE SPECIFIED DIMENSIONS ARE INCHES. METRIC DIMENSIONS ARE IN BRACKETS.  DECIMAL TOLERANCES .XXX ±--- [---mm] .XX ±--- [---mm] .X ±--- [---mm]  ANGLE TOLERANCE .X ±---  WEIGHT WITHOUT CABLE (MAX) LBS. .0348 [15.8 gm]	DRAWN G.Rositano	DATE 10/20/06		TITLE DATABUS MICROCOUPLER, FOUR STUB, REVERSE, W/INT. TERMINATOR LIGHTWEIGHT
	MATERIAL FINISH	SIZE A		
CAD FILE D-500-L458-4-XXX-ZZZa	THIRD ANGLE PROJECTION		DO NOT SCALE THIS DRAWING	
			SHEET 1 OF 2	

1.0 MATERIAL AND FINISHES:

1.1 INTERNAL COMPONENTS:

- TRANSFORMER TO MIL-PRF-21038 AND MIL-STD-1553B
- RESISTORS, ISOLATION (R1) TO MIL-PRF-39007/9, 57.6 OHMS
- RESISTORS, TERMINATION (RT) TO MIL-PRF-39007/9, 76.8 OHMS

1.2 SHIELDED CASE: ALUMINUM PER ASTM B 618.

1.3 SEALED COVER: MODIFIED CROSS-LINKED, FLAME RETARDANT, BLACK, FLUOROPOLYMER TO RAYCHEM SPECIFICATION RT-370.

1.4 CABLE TO RAYCHEM SPECIFICATION 1200.

2.0 APPLICATION:

2.1 THIS COUPLER IS DESIGNED TO BE INSTALLED INTO A DIGITAL MULTIPLEX ASSEMBLY MEETING THE REQUIREMENTS OF MIL-STD-1553B.

2.2 FOR CABLE SPLICING USE FLEXIBLE SPLICE KIT: D-150-0708-5 (NOT SUPPLIED).

2.3 CABLE BEND RADIUS PER SAE-AS50881 STATIC BEND: 5 x CABLE O.D. MIN.  
DYNAMIC BEND: 10 x CABLE O.D. MIN.

3.0 TEMPERATURE:

3.1 OPERATING TEMPERATURE: -65°C TO +150°C

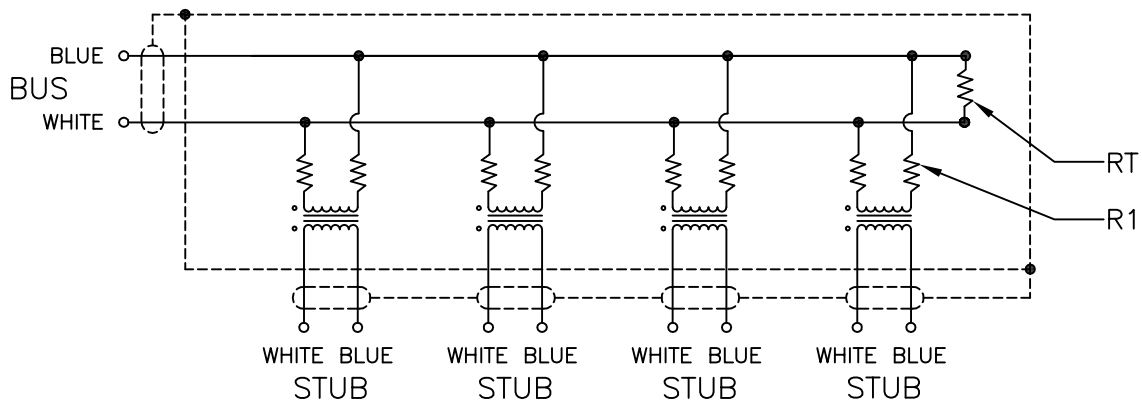
4.0 PERFORMANCE SPECIFICATIONS:

4.1 COUPLER MEETS THE PERFORMANCE REQUIREMENTS OF MIL-STD-1553B AND USAF DRAWING 8912026.

5.0 WEIGHT:

5.1 WEIGHT WITHOUT CABLE: 15.8 GRAMS MAX.

SIX STUB COUPLER SCHEMATIC



If this document is printed it becomes uncontrolled. Check for the latest revision

© 2006-2012 Tyco Electronics Corporation. All Rights Reserved.

Raychem Databus  
CUSTOMER DRAWING

DRAWN G.Rositano	DATE 10/20/06	SIZE A	CODE IDENT. NO. 06090	DWG. NO. D-500-L458-4-XXX-ZZZ	REV C
CAD FILE D-500-L458-4-XXX-ZZZb				DO NOT SCALE THIS DRAWING	
				SHEET 2 OF 2	