

General Specifications

Motor Structure: Shaded Pole Induction Motor
 Motor Protection: Impedance Protection
 Insulation Resistance:
 100M Ω or over with a DC500V Megger
 Dielectric Withstand Voltage: AC 1800V 3s
 Allowable Ambient Temperature Range:
 -10°C ~ +70°C (Operating)
 -40°C ~ +70°C (Storage)
 (non-condensing environment)

Expected Life

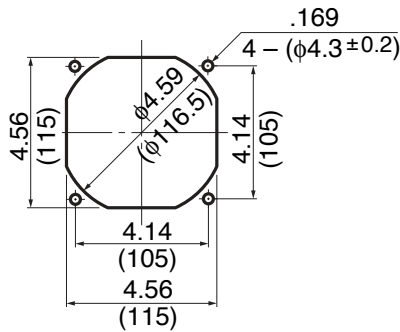
Failure Rate: 10%
 25°C 100,000 Hours

Material

Casing : Aluminum (Black Painting)
 Impeller : Plastic (Black) UL94V-0
 Bearing : Ball Bearing
 Lead Wire : AWG22, UL3266
 or Terminal : Faston #110 or equivalent

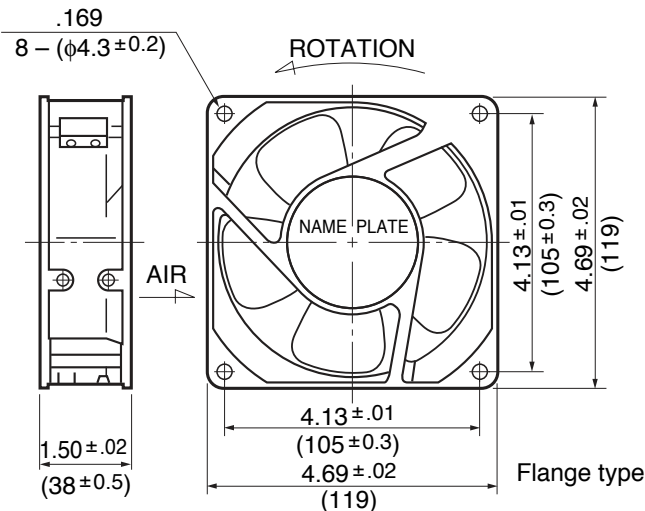
Panel Cut-Outs

Units: $\frac{\text{inch}}{\text{(mm)}}$

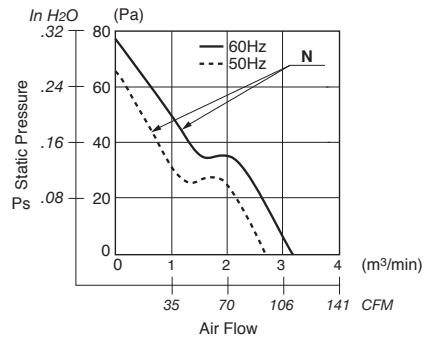
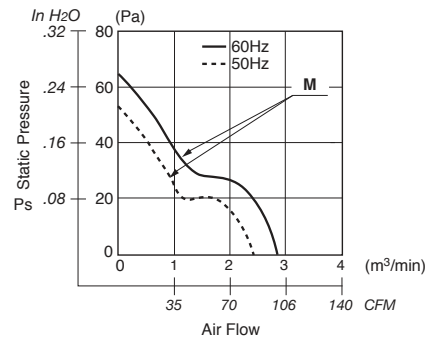
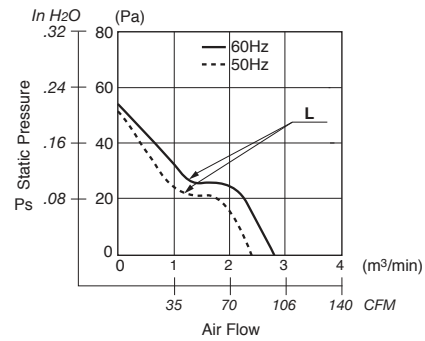
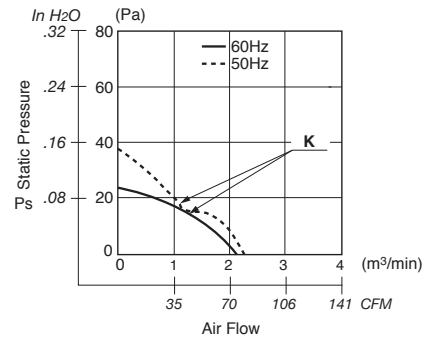
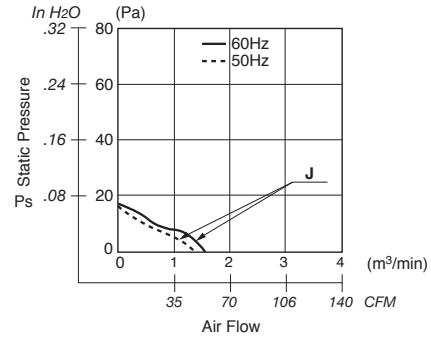


INLET SIDE / OUTLET SIDE

Outline



Characteristic Curves



Specifications

AC Axial Fans

MODEL	LEGACY P/N	Rated Voltage	Frequency	Starting Voltage	Current	Input Power	Speed	Max. Air Flow		Max. Static Pressure		Noise	Mass
		(V)	(Hz)	(V)	(A) ¹	(W)	(min ⁻¹) ²	CFM ¹	(m ³ /min) ²	in H ₂ O	(Pa) ²	(dB) ²	(g)
11938MB-A0J-EA-00	4715MS-10T-B10-B00	100	50	65	0.11	7.0	1350	45.9	1.30	.06	14.0	27.0	550
		100	60	65	0.10	6.5	1450	49.4	1.40	.06	15.0	28.0	550
11938MB-A0K-EA-00	4715MS-10T-B20-B00	100	50	65	0.13	8.0	2100	70.6	2.00	.14	35.3	32.0	550
		100	60	65	0.12	8.0	1900	67.1	1.90	.10	24.6	30.0	550
11938MB-A0L-EA-00	4715MS-10T-B30-B00	100	50	65	0.19	11.0	2400	81.2	2.30	.19	48.1	34.0	550
		100	60	65	0.17	10.0	2600	88.3	2.50	.18	46.1	37.0	550
11938MB-A0M-EA-00	4715MS-10T-B40-B00	100	50	65	0.25	15.0	2450	84.7	2.40	.21	52.0	35.0	550
		100	60	65	0.22	13.0	2750	95.3	2.70	.23	58.0	39.0	550
11938MB-A0N-EA-00	4715MS-10T-B50-B00	100	50	65	0.27	15.0	2600	88.3	2.50	.26	64.7	37.0	550
		100	60	65	0.23	14.0	2900	102.4	2.90	.31	76.4	41.0	550
11938MB-A1J-EA-00	4715MS-12T-B10-A00	115	50	75	0.09	6.0	1350	45.9	1.30	.06	15.6	27.0	550
		115	60	75	0.08	5.5	1450	49.4	1.40	.07	16.6	28.0	550
11938MB-A1K-EA-00	4715MS-12T-B20-A00	115	50	75	0.10	7.0	2100	76.6	2.00	.14	35.2	32.0	550
		115	60	75	0.10	7.0	1950	67.0	1.90	.10	24.5	30.0	550
11938MB-A1L-EA-00	4715MS-12T-B30-A00	115	50	75	0.16	11.0	2400	81.0	2.30	.20	49.9	34.0	550
		115	60	75	0.14	10.0	2600	88.2	2.50	.20	49.9	37.0	550
11938MB-A1M-EA-00	4715MS-12T-B40-A00	115	50	75	0.22	15.0	2450	85.0	2.40	.20	50.9	35.0	550
		115	60	75	0.19	13.0	2750	95.0	2.70	.26	64.6	39.0	550
11938MB-A1N-EA-00	4715MS-12T-B50-A00	115	50	65	0.25	15.5	2600	88.2	2.50	.26	64.6	37.0	550
		115	60	65	0.21	14.5	2900	102.0	2.90	.31	76.4	41.0	550
11938MB-B0J-EA-00	4715MS-20T-B10-B00	200	50	130	0.06	6.0	1350	45.9	1.30	.06	14.0	27.0	550
		200	60	130	0.05	5.5	1450	49.4	1.40	.06	15.0	28.0	550
11938MB-B0K-EA-00	4715MS-20T-B20-B00	200	50	130	0.06	7.0	2100	70.6	2.00	.13	32.3	32.0	550
		200	60	130	0.06	7.0	1900	67.1	1.90	.08	20.5	30.0	550
11938MB-B0L-EA-00	4715MS-20T-B30-B00	200	50	130	0.09	10.0	2400	81.2	2.30	.19	48.1	34.0	550
		200	60	130	0.08	10.0	2600	88.3	2.50	.18	46.1	37.0	550
11938MB-B0M-EA-00	4715MS-20T-B40-B00	200	50	130	0.13	15.0	2450	84.7	2.40	.21	52.0	35.0	550
		200	60	130	0.11	13.0	2750	95.3	2.70	.23	58.0	39.0	550
11938MB-B0N-EA-00	4715MS-20T-B50-B00	200	50	130	0.14	15.0	2600	88.3	2.50	.26	64.7	37.0	550
		200	60	130	0.12	13.0	2900	102.4	2.90	.31	76.5	41.0	550
11938MB-B2J-EA-00	4715MS-22T-B10-B00	220	50	145	0.05	6.0	1350	45.9	1.30	.06	14.0	27.0	550
		220	60	145	0.04	5.5	1450	49.4	1.40	.06	15.0	28.0	550
11938MB-B2K-EA-00	4715MS-22T-B20-B00	220	50	145	0.06	7.0	2100	70.6	2.00	.13	31.4	32.0	550
		220	60	145	0.06	7.0	1900	67.1	1.90	.08	19.6	30.0	550
11938MB-B2L-EA-00	4715MS-22T-B30-B00	220	50	145	0.09	11.0	2400	81.2	2.30	.19	48.1	34.0	550
		220	60	145	0.08	10.0	2600	88.3	2.50	.18	46.1	37.0	550
11938MB-B2M-EA-00	4715MS-22T-B40-B00	220	50	145	0.11	14.0	2450	84.7	2.40	.21	52.0	35.0	550
		220	60	145	0.10	12.0	2750	95.3	2.70	.23	58.0	39.0	550
11938MB-B2N-EA-00	4715MS-22T-B50-B00	220	50	145	0.12	14.0	2600	88.3	2.50	.26	63.8	37.0	550
		220	60	145	0.10	13.0	2900	102.4	2.90	.30	75.6	41.0	550

Specifications

AC Axial Fans

MODEL	LEGACY P/N	Rated Voltage	Frequency	Starting Voltage	Current	Input Power	Speed	Max. Air Flow		Max. Static Pressure		Noise	Mass
		(V)	(Hz)	(V)	(A) ^{*1}	(W)	(min ⁻¹) ²	CFM ^{*1}	(m ³ /min) ²	in H ₂ O	(Pa) ²	(dB) ²	(g)
11938MB-B3J-EA-00	4715MS-23T-B10-A00	230	50	175	0.05	6.5	1350	45.9	1.30	.06	14.7	27.0	550
		230	60	175	0.05	6.0	1450	49.4	1.40	.59	14.7	28.0	550
11938MB-B3K-EA-00	4715MS-23T-B20-A00	230	50	175	0.06	7.5	2100	70.6	2.00	.14	35.2	32.0	550
		230	60	175	0.06	7.5	1900	67.0	1.90	.09	21.5	30.0	550
11938MB-B3L-EA-00	4715MS-23T-B30-A00	230	50	175	0.10	12.0	2400	81.0	2.30	.20	49.0	34.0	550
		230	60	175	0.08	11.0	2600	88.2	2.50	.21	51.9	37.0	550
11938MB-B3M-EA-00	4715MS-23T-B40-A00	230	50	175	0.12	15.0	2450	85.0	2.40	.22	53.9	35.0	550
		230	60	175	0.10	13.0	2750	95.0	2.70	.26	63.7	39.0	550
11938MB-B3N-EA-00	4715MS-23T-B50-A00	230	50	175	0.12	15.0	2600	88.2	2.50	.26	63.7	37.0	550
		230	60	175	0.10	14.0	2900	102.0	2.90	.28	70.5	41.0	550
11938MB-B4J-EA-00	4715MS-24T-B10-A00	240	50	175	0.05	6.5	1350	45.9	1.30	.06	14.0	27.0	550
		240	60	175	0.05	6.0	1450	49.4	1.40	.06	15.0	28.0	550
11938MB-B4K-EA-00	4715MS-24T-B20-A00	240	50	175	0.06	8.0	2100	70.6	2.00	.15	38.2	32.0	550
		240	60	175	0.06	8.0	1900	67.1	1.90	.10	24.6	30.0	550
11938MB-B4L-EA-00	4715MS-24T-B30-A00	240	50	175	0.09	12.0	2400	81.2	2.30	.19	48.1	34.0	550
		240	60	175	0.08	11.0	2600	88.3	2.50	.18	46.1	37.0	550
11938MB-B4M-EA-00	4715MS-24T-B40-A00	240	50	140	0.10	13.0	2450	84.7	2.40	.21	52.0	35.0	550
		240	60	140	0.08	12.0	2750	95.3	2.70	.23	58.0	39.0	550
11938MB-B4N-EA-00	4715MS-24T-B50-A00	240	50	140	0.11	14.0	2600	88.3	2.50	.30	63.8	37.0	550
		240	60	140	0.10	13.0	2900	102.4	2.90	.30	65.7	41.0	550

Rotation: Counterclockwise
 ** Contact NMB for Availability

Airflow Outlet: Air Out Over Struts

*1: Maximum Values in Free Air
 *2: Average Values in Free Air
 *3: Minimum Values in Free Air