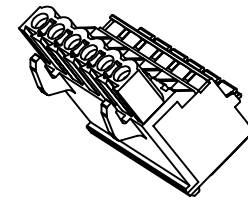


SIGN	DATE	DESCRIPTION	APPROVER
		<i>THIS IS CAD DRAWING, DO NOT REVISE MANUALLY!!!</i>	



Material

- Terminal body(Contact pin) : PhBz,tin plated
- Wire guard : Stainless steel
- Insulator (housing): Thermoplastic (UL94V-0)

Electrical

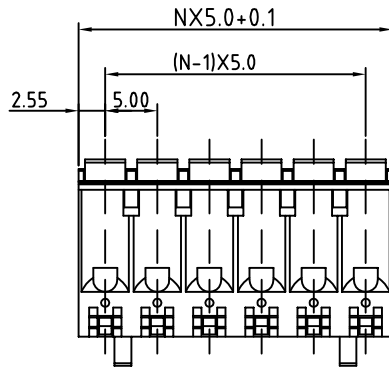
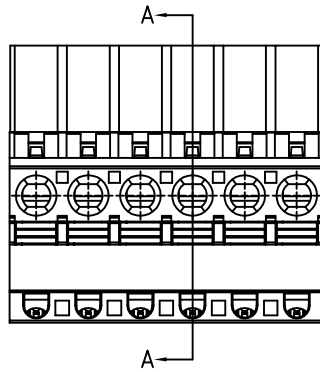
- Voltage rating: 300V
- Current rating: 10A
- Solid wire(AWG): 12-26
- Stranded wire(AWG): 12-26
- Wire strip length: 6-7mm
- Withstanding Voltage: 1.6KV
- Operating temperature: -30°C to +105°C

RoHS Compliant

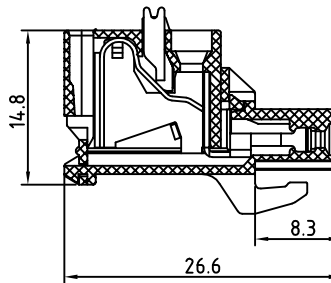
PART NUMBER:

OSTH4XX705B

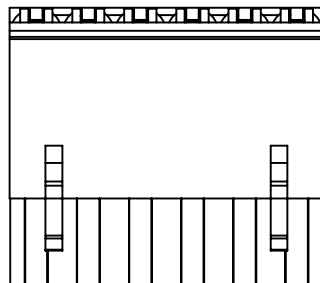
- | | | |
|--------------|-----|------------------|
| No. of Poles | 0 | Black |
| 02: 2 Poles | 5 | Green (Standard) |
| 03: 3 Poles | 6 | Blue |
| ... | ... | 8 |
| 24: 24 Poles | | Grey |



N=Number of poles



SECTION A-A



THESE DRAWINGS AND SPECIFICATIONS ARE THE PROPERTY OF ON-SHORE TECHNOLOGY, INC. AND SHALL NOT BE REPRODUCED, COPIED OR USED IN ANY MANNER WITHOUT THE PRIOR WRITTEN CONSENT OF ON-SHORE TECHNOLOGY, INC.



TITLE		OSTH4 5.0mm series hook on back side 2p-24p				
PART NO.	OSTH4XX705B	DWG NO.	OSTH4XX705B.DWG			
APPROVED	CHECKED	DESIGNED	DRAWN	CUST NO.	Tolerance	
Shi Jun 2006.11.16	Shi Jun 2006.11.16	Aaron 2006.09.02	Aaron 2006.09.02		X. ±0.50	
					SCALE: NONE	X.X ±0.30
				SHEET: 01/01	REV: B	X.XX ±0.10
						X* ±1*