

Contact insert - VS-PSC 1,5/5-M PE - 1689323

Please be informed that the data shown in this PDF Document is generated from our Online Catalog. Please find the complete data in the user's documentation. Our General Terms of Use for Downloads are valid (<http://download.phoenixcontact.com>)

POWER-SUBCON header, for mounting side, 5-pos., with capacitive ground connection, shielded, color: green



Key commercial data

Packing unit	1 pc
Minimum order quantity	10 pc
Weight per Piece (excluding packing)	8.15 GRM
Custom tariff number	85366990
Country of origin	Poland

Technical data

General

Note	Only actuate MINI COMBICON connectors when under no load condition. If for operating reasons small loads must be switched, experimental values are available upon request.
Pollution degree	3
Surge voltage category	III
Contact resistance	3 mΩ
Insertion/withdrawal cycles	≥ 100
Type	15
Conductor cross section	0.14 mm ² ... 1.5 mm ²
Connection cross section AWG	28 ... 16

Ambient conditions

Ambient temperature (operation)	-20 °C ... 80 °C
---------------------------------	------------------

Material data

Inflammability class according to UL 94	V0
Contact material	Copper alloy

Contact insert - VS-PSC 1,5/5-M PE - 1689323

Technical data

Material data

Contact surface material	Tin-plated
Contact carrier material	PA

Electrical characteristics

Rated voltage (III/3)	250 V
Rated surge voltage	4 kV
Rated current	8 A
Insulation resistance	1 TΩ

Classifications

eCl@ss

eCl@ss 4.0	27140816
eCl@ss 4.1	27260701
eCl@ss 5.0	27260701
eCl@ss 5.1	27260701
eCl@ss 6.0	27260705
eCl@ss 7.0	27440309
eCl@ss 8.0	27440309

ETIM

ETIM 2.0	EC000438
ETIM 3.0	EC000438
ETIM 4.0	EC000438
ETIM 5.0	EC000438

UNSPSC

UNSPSC 6.01	30211923
UNSPSC 7.0901	39121522
UNSPSC 11	39121522
UNSPSC 12.01	39121522
UNSPSC 13.2	39121522

Approvals

Approvals

Contact insert - VS-PSC 1,5/5-M PE - 1689323

Approvals

Approvals

GOST

Ex Approvals

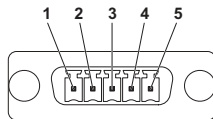
Approvals submitted

Approval details

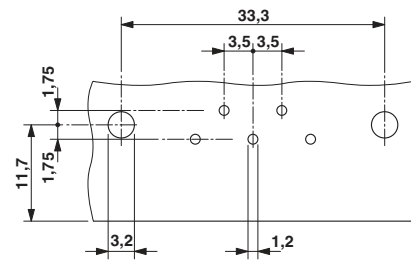


Drawings

Schematic diagram

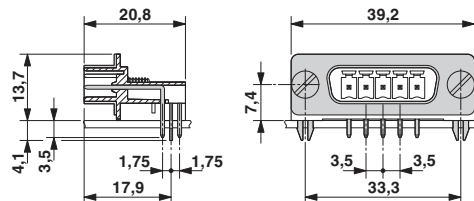


Drilling diagram



Drilling diagram

Dimensioned drawing



POWER SUBCON contact insert

