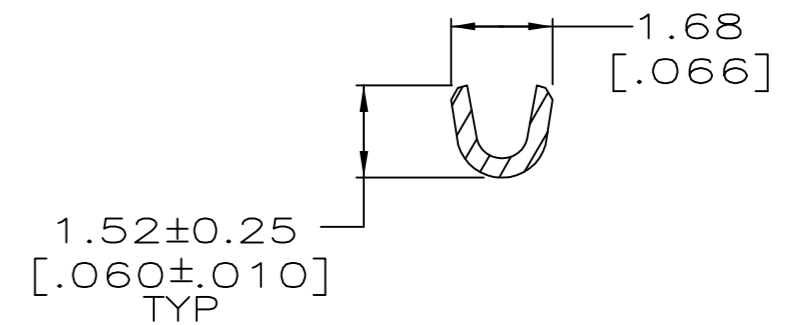
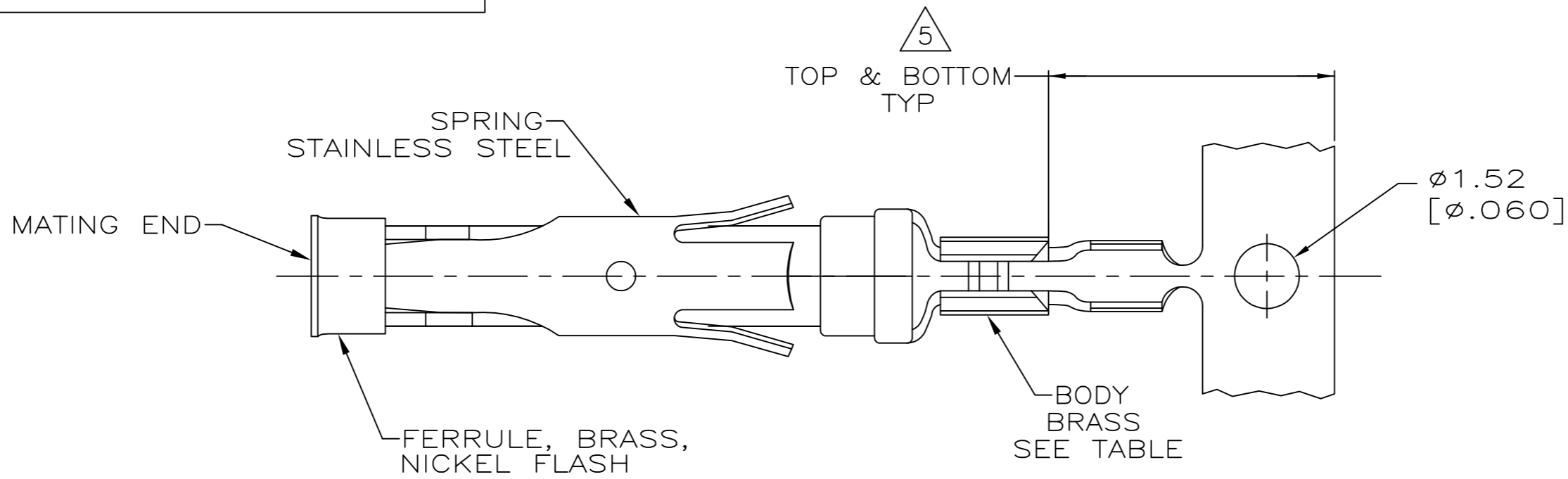
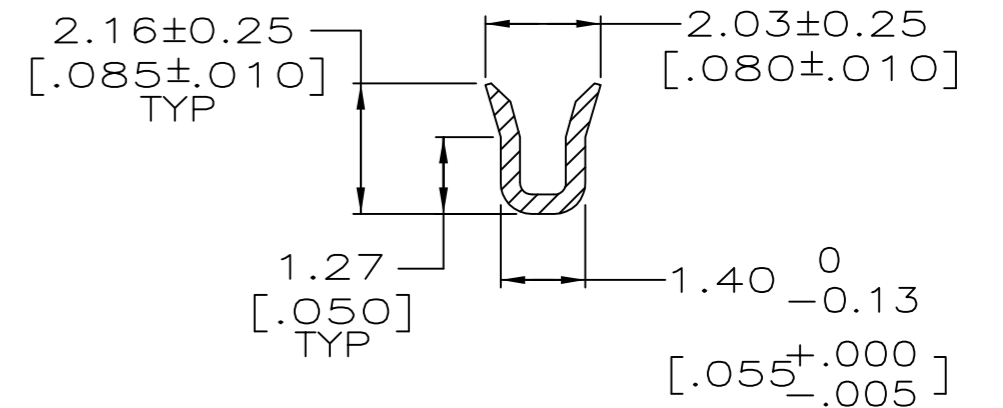
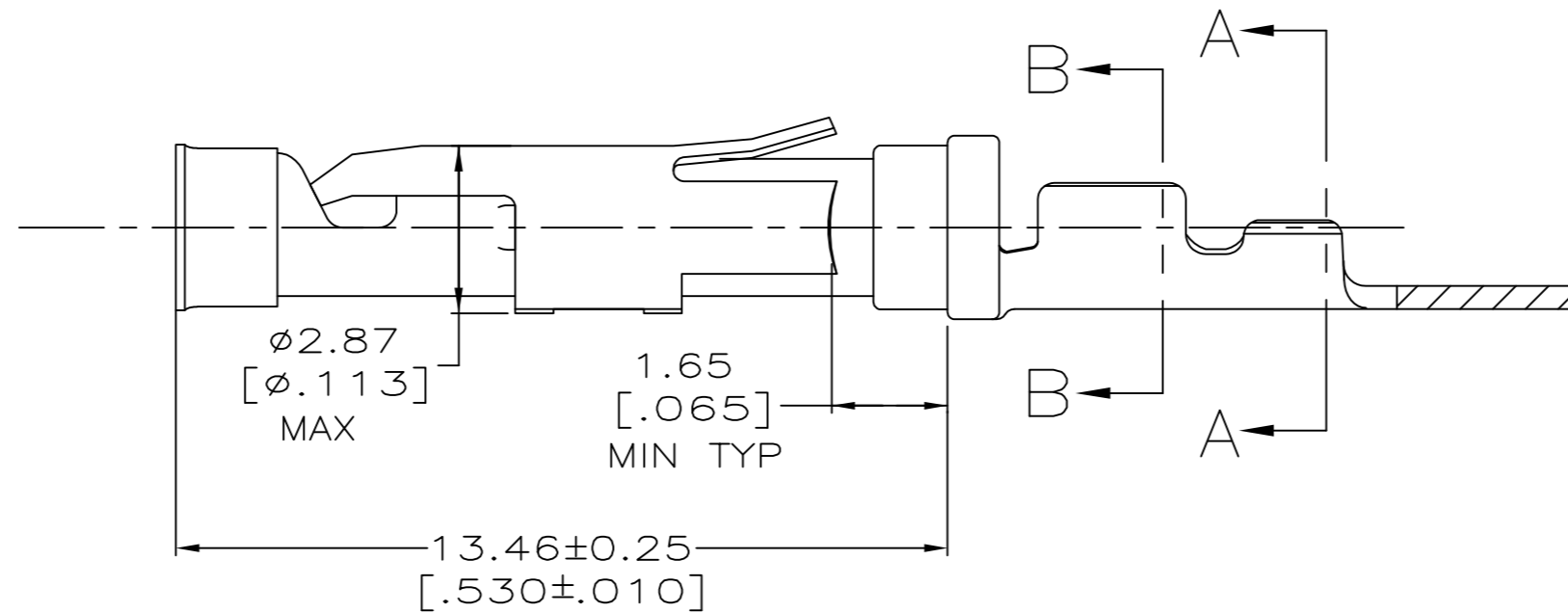
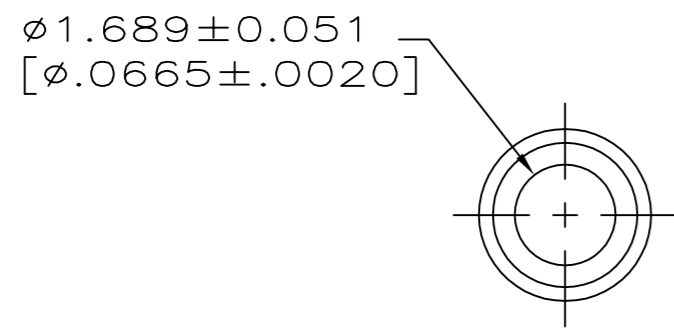


THIS DRAWING IS UNPUBLISHED. RELEASED FOR PUBLICATION
 © COPYRIGHT - By - ALL RIGHTS RESERVED.

REVISIONS					
P	LTR	DESCRIPTION	DATE	DWN	APVD
	Y	REVISED PER ECO-15-004121	17MAR2015	NK	MZ
	Z	REVISED PER ECO-16-017462	08MAR2017	RS	MZ
	AA	REVISED PER ECO-16-017885	07OCT2017	RS	MZ



SECTION A-A



SECTION B-B

- 1 0.76µm [.000030] MIN GOLD PER MIL-G-45204 ON MATING END FOR A LENGTH OF 5.08 [.200] MIN WITH 1.27µm [.000050] MATTE TIN PLATE IN WIRE CRIMP AREA, BOTH OVER 0.76µm [.000030] MIN NICKEL PER QQ-N-290.
- 2 0.76µm [.000030] MIN GOLD PER MIL-G-45204 ON MATING END FOR A LENGTH OF 5.08 [.200] MIN WITH A UNIFORM GRADIENT TO 0.25µm [.000010] MIN GOLD PER MIL-G-45204 ON THE REMAINDER OVER 0.76µm [.000030] MIN NICKEL PER QQ-N-290.
- 3 0.38µm [.000015] MIN GOLD PER MIL-G-45204 ON MATING END FOR A LENGTH OF 5.08 [.200] MIN WITH 1.27µm [.000050] MIN MATTE TIN PLATE IN WIRE CRIMP AREA, BOTH OVER 0.76µm [.000030] MIN NICKEL PER QQ-N-290.
- 4 1.27µm [.000050] MIN GOLD PER MIL-G-45204 ON MATING END FOR A LENGTH OF 5.08 [.200] MIN WITH GOLD FLASH ON REMAINDER OVER 1.90µm [.000075] MIN NICKEL PER QQ-N-290.
- 5 GOLD PLATING NEED NOT APPEAR IN THIS AREA EXCEPT 1-66394-2 HAS GOLD PLATING ON INSULATION BARREL.
- 6 REVERSE REELED FOR MINI-APPLICATOR.
- 7 WIRE RANGE 26-30 AWG. INSULATION RANGE 0.36[.014]-0.76[.030].
- 8 0.38µm [.000015] MIN GOLD PER MIL-G-45204 ON MATING END FOR A LENGTH OF 5.08 [.200] MIN, 1.27µm [.000050] MIN TIN-LEAD PER MIL-T-10727 FOR A LENGTH OF 5.69 [.224] MIN ON OPPOSITE END, BOTH OVER 1.27µm [.000050] MIN NICKEL PER QQ-N-290 ON ENTIRE CONTACT.
- 9 0.38µm [.000015] MIN GOLD PER MIL-G-45204 ON MATING END FOR A LENGTH OF 5.08 [.200] MIN, 1.27µm [.000050] MIN TIN PER MIL-T-10727 FOR A LENGTH OF 5.69 [.224] MIN ON OPPOSITE END, BOTH OVER 1.27µm [.000050] MIN NICKEL PER QQ-N-290 ON ENTIRE CONTACT.
- 10 OBSOLETE PARTS: OBSOLETE CIS STREAMLINING PER D.RENAUD/D.SINISI
- 11 OBSOLETE

10	SUPERSEDED BY 66394-7	6	9	-	-1-66394-5
	SUPERSEDED BY 66394-7	6	8	11-66405-8	-1-66394-4
	OBSOLETE	6	4	-	-1-66394-2
		6	1	66405-4	66394-8
		6	3	-	66394-7
	OBSOLETE	6	2	66405-1	66394-5
		STANDARD	1	66405-4	66394-4
	OBSOLETE	STANDARD	2	66405-1	-66394-1
		REELING	BODY FINISH	LOOSE PIECE REF	PART NO.

THIS DRAWING IS A CONTROLLED DOCUMENT.		DWN R.SHIREY 08/06/91	TE TE Connectivity	
DIMENSIONS: mm [INCHES]		CHK R.STONE 9-19-91		
TOLERANCES UNLESS OTHERWISE SPECIFIED:		APVD -	NAME	
0 PLC ± -		PRODUCT SPEC -	SOCKET ASSEMBLY, .062, TYPE III+	
1 PLC ± -		APPLICATION SPEC -	SIZE A2	CAGE CODE 00779
2 PLC ± 0.13 [.005]		WEIGHT -	DRAWING NO C=66394	RESTRICTED TO -
3 PLC ± -		CUSTOMER DRAWING	SCALE 8:1	SHEET 1 of 1
4 PLC ± -			REV AA	
ANGLES ± -				
FINISH				
SEE CALLOUTS				