

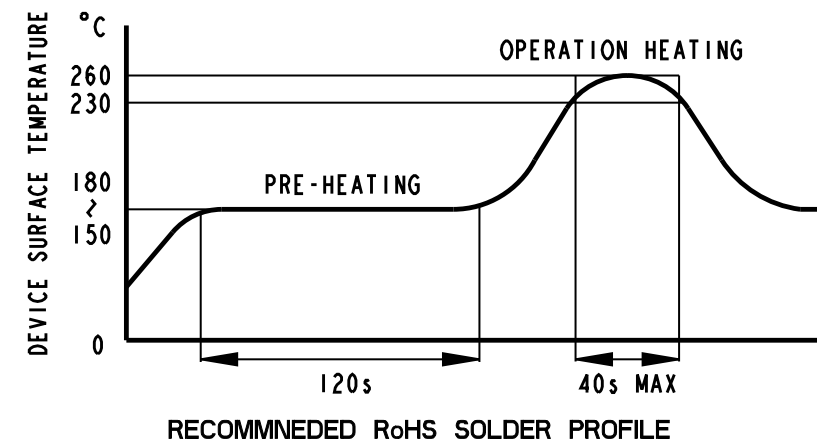
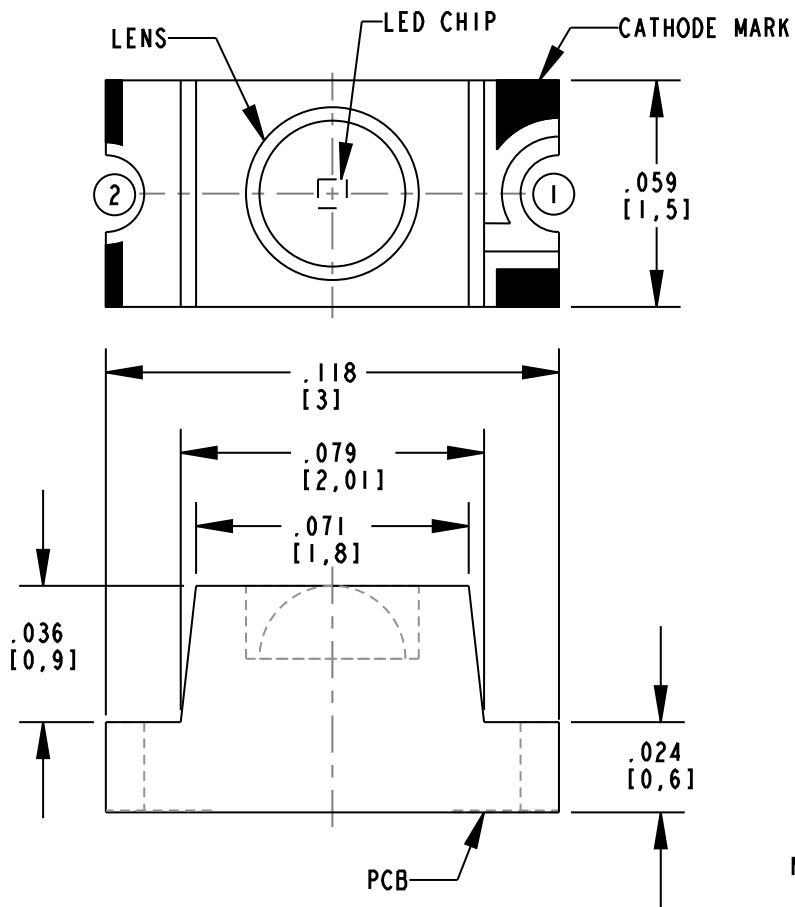
DIALIGHT PART NUMBER	LED COLOR
597-3021-402F; -407F	RED
597-3202-402F; -407F	ORANGE
597-3312-402F; -407F	GREEN
597-3325-402F; -407F	InGaN GREEN
597-3612-402F; -407F	BLUE

RoHS COMPLIANT 597-3XXX-40XF
 Part Numbers with the "F" suffix ending are RoHS Compliant.
 For example: 597-3021-402F
 Reel and bag packaging are marked with "RoHS Compliant"
 label or equivalent markings. These parts can be used with
 RoHS reflow profile. Parts can be wave soldered, dip soldered
 or hand soldered using typical lead-free soldering process
 with max 260°C temp. for 5 sec.

REV	ECN NO	REVISIONS	DRN	CKD	APP	DATE
A		NEW RELEASE	TWC			
B		ADDED P/Ns: 597-3021-402F, -407F; 597-3202-402F, -407F; 597-3312-402F, -407F; & 597-3612-402F, -407F; REVISED NOTES.	AJF	KLJ	NO	3-14-11

OPERATING CHARACTERISTICS AT 25°C AMBIENT										
LED COLOR	LUMINOUS INTENSITY @ I _F = 20 mA (10 mA FOR InGaN GREEN & BLUE) (mcd)		FORWARD VOLTAGE @ I _F = 20 mA (10 mA FOR InGaN GREEN & BLUE) (V)		REVERSE CURRENT (μA)	DOMINANT WAVELENGTH (nm)			PEAK WAVELENGTH (nm)	VIEWING ANGLE (DEG)
	MIN	MAX	TYP	MAX	MAX	MIN	TYP	MAX	TYP	TYP
RED	150	330	1.9	2.4	100	620	626	632	635	60
ORANGE	150	330	1.9	2.4	100	600	605	609	609	60
GREEN	27	56	2.1	2.5	100	558	561	564	565	60
InGaN GREEN	150	680	3.3	3.8	100	—	525	—	522	50
BLUE	47	220	3.3	3.8	100	—	470	—	465	50

ABSOLUTE MAXIMUM RATINGS AT 25°C AMBIENT	LED COLOR					UNITS
	RED	ORANGE	GREEN	InGaN GREEN	BLUE	
POWER DISSIPATION	78	78	81	84	80	mW
FORWARD CURRENT	30	30	30	20	20	mA
PULSE FORWARD CURRENT (DUTY < 1/20, PULSE WIDTH < 1ms)	100	100	100	48	48	mA
DERATE LINEARLY FROM 75°C (FROM 60°C OR HIGHER FOR InGaN GREEN & BLUE)	1.0	1.0	1.0	0.96	0.96	mA/°C
REVERSE VOLTAGE	5	5	5	5	5	V
STORAGE TEMPERATURE	-40 TO +120		-40 TO +110			°C
OPERATING TEMPERATURE	-40 TO +100					°C

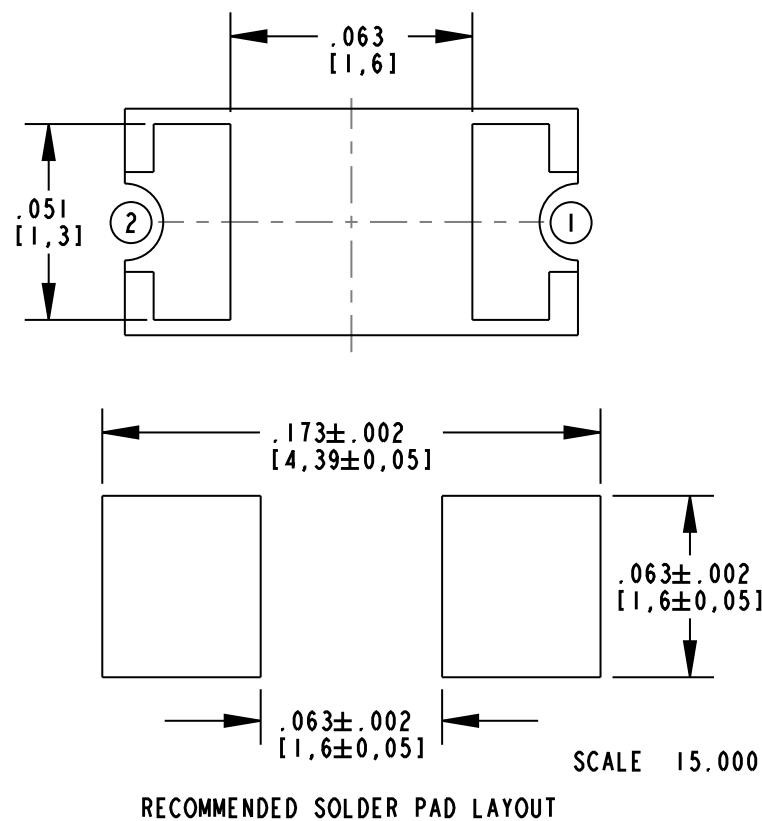
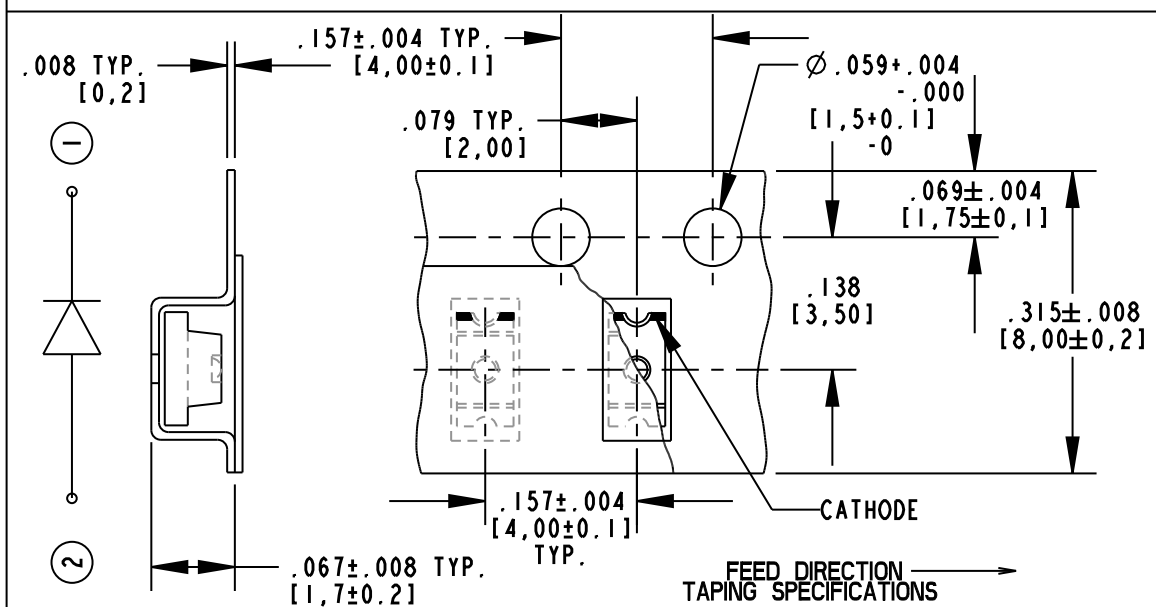
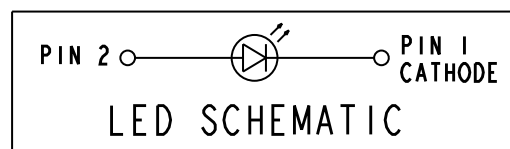


NOTES:

- DIE: InGaN FOR P/Ns 597-3325-40XF & 597-3612-40XF
All InGaP FOR ALL OTHER P/Ns.
- EPOXY COLOR: WATER CLEAR.
- DIALIGHT PART NUMBERS: 597-3XXX-40XF.
- ...-402F SUFFIX FOR 20 PCS ON A SAMPLE STRIP.
- ...-407F SUFFIX FOR 7" [180mm] DIA. REEL, .315" [8mm] WIDE TAPE, PACKAGED 2,500 PCS PER REEL, CATHODE TOWARDS SPROCKET.
- MOISTURE SENSITIVITY LEVEL: 4.
- THESE COMPONENTS CONTAINS ELECTROSTATIC DISCHARGE SENSITIVE DEVICES (ESDS). MAINTAIN ALL PRECAUTIONARY MEASURES DURING ASSEMBLY, HANDLING AND STORAGE IN ACCORDANCE WITH IPC-A-610.



ATTENTION:
OBSERVE PRECAUTIONS FOR
HANDLING ELECTROSTATIC
SENSITIVE DEVICES



THIS DRAWING AND THE CONTENTS HEREIN ARE CONFIDENTIAL AND THE SOLE PROPERTY OF DIALIGHT. REPRODUCTION OF THIS DRAWING OR CONSTRUCTION OF ANY PARTS WITHIN THIS DRAWING ARE FORBIDDEN WITHOUT THE WRITTEN CONSENT OF DIALIGHT.		
SCALE: 20.000	DRAWING NUMBER	REV
ALL DIM'S IN: INCHES (MM)	C-17266	B
TOLERANCES: UNLESS OTHERWISE SPECIFIED	TITLE	
FRACTIONS: ±1/64	SMT LED, 1206 PKG. W/ LENS	
DECIMALS (.XX): ±.01	RoHS COMPLIANT	
DECIMALS (.XXX): ±.008	MATERIAL	
ANGLES: ±1°	-	
FINISH:	-	
FSCM 83330	Dialight 1501 ROUTE 34 SOUTH FARMINGDALE, NJ 07727	
SHEET 1 OF 1	FAMILY TABLE:	