

3-1376383-4 ✓ ACTIVE



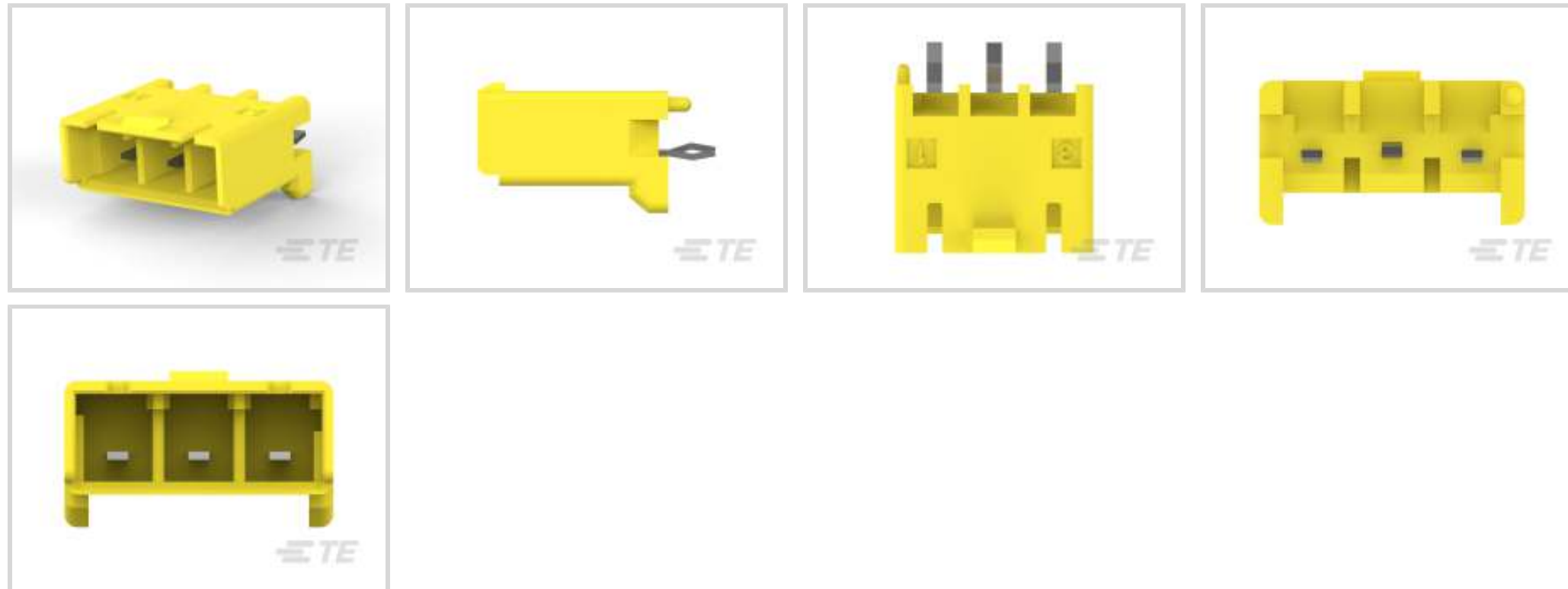
### Power Key 5.0

TE Internal #: 3-1376383-4

Rectangular Power Connectors, Header, Receptacle, Wire-to-Board, 3 Position, 5 mm [.197 in] Centerline, Printed Circuit Board, UL 94V-0, Power Key 5.0

[View on TE.com >](#)

Connectors > Power Connectors > Rectangular Power > Rectangular Power Connectors > STD Temp Power Key Header



Rectangular Power Connector Type: **Header**

Connector & Housing Type: **Receptacle**

Connector System: **Wire-to-Board**

Number of Positions: **3**

Centerline (Pitch): **5 mm [.197 in]**

[All STD Temp Power Key Header \(18\)](#)

## Features

### Product Type Features

Header Type	Fully Shrouded
Rectangular Power Connector Type	Header
Connector & Housing Type	Receptacle
Connector System	Wire-to-Board
Sealable	No
Connector & Contact Terminates To	Printed Circuit Board

### Configuration Features

Number of Positions	3
PCB Mount Orientation	Vertical
Number of Power Positions	3
Number of Rows	1

### Electrical Characteristics



Operating Voltage	300 VAC
-------------------	---------

### Body Features

Connector & Keying Code	D
-------------------------	---

### Contact Features

Mating Post Length	6.3 mm[.248 in]
--------------------	-----------------

PCB Contact Termination Area Plating Material Thickness	2 $\mu$ m[78.74 $\mu$ in]
---	---------------------------

Contact Layout	Inline
----------------	--------

Contact Underplating Material Thickness	1.27 $\mu$ m[50 $\mu$ in]
---	---------------------------

Contact Mating Area Plating Material	Tin
--------------------------------------	-----

Contact Base Material	Copper Alloy
-----------------------	--------------

Contact Current Rating (Max)	10 A
------------------------------	------

Contact Retention Within Housing	Without
----------------------------------	---------

Contact Type	Tab
--------------	-----

PCB Contact Termination Area Plating Material	Tin
---	-----

Contact Mating Area Plating Material Thickness	39.36 $\mu$ m[1 $\mu$ in]
--	---------------------------

### Termination Features

Termination Post & Tail Length	3.05 mm[.12 in]
--------------------------------	-----------------

Termination Method to Printed Circuit Board	Through Hole - Press-Fit
---	--------------------------

### Mechanical Attachment

Mating Retention	With
------------------	------

Mating Alignment	Without
------------------	---------

PCB Mount Alignment	Without
---------------------	---------

PCB Mount Retention	With
---------------------	------

PCB Mount Retention Type	Mounting Post/Kinked Legs
--------------------------	---------------------------

Mating Retention Type	Latch
-----------------------	-------

Connector Mounting Type	Board Mount
-------------------------	-------------

### Housing Features

Centerline (Pitch)	5 mm[.197 in]
--------------------	---------------

Housing Color	Yellow
---------------	--------

Housing Material	Nylon 6/6 GF
------------------	--------------

### Dimensions

Connector Height	14.1 mm[.55 in]
------------------	-----------------



PCB Thickness (Recommended)	1.57 mm[.062 in]
-----------------------------	------------------

Product Width	14.1 mm[.555 in]
---------------	------------------

Product Length	16.6 mm[.653 in]
----------------	------------------

### Usage Conditions

Operating Temperature Range	-40 – 105 °C[-40 – 221 °F]
-----------------------------	----------------------------

### Operation/Application

Circuit Application	Power
---------------------	-------

### Industry Standards

CSA Rating	LR 7189
------------	---------

UL Rating	Recognized
-----------	------------

Agency/Standard	CSA, UL
-----------------	---------

Approved Standards	UL E28476
--------------------	-----------

UL Flammability Rating	UL 94V-0
------------------------	----------

Glow Wire Rating	Standard Part - Not Glow Wire
------------------	-------------------------------

### Packaging Features

Packaging Quantity	4800
--------------------	------

Packaging Method	Bag
------------------	-----

### Product Compliance

[For compliance documentation, visit the product page on TE.com>](#)

EU RoHS Directive 2011/65/EU	Compliant
------------------------------	-----------

EU ELV Directive 2000/53/EC	Compliant
-----------------------------	-----------

China RoHS 2 Directive MIIT Order No 32, 2016	No Restricted Materials Above Threshold
---	---

EU REACH Regulation (EC) No. 1907/2006	Current ECHA Candidate List: JUNE 2023 (235) Candidate List Declared Against: JAN 2023 (233) Does not contain REACH SVHC
--	--

Halogen Content	Not Low Halogen - contains Br or Cl > 900 ppm.
-----------------	--

Solder Process Capability	Wave solder capable to 265°C
---------------------------	------------------------------

#### Product Compliance Disclaimer

This information is provided based on reasonable inquiry of our suppliers and represents our current actual knowledge based on the information they provided. This information is subject to change. The part numbers that TE has identified as EU RoHS compliant have a maximum concentration of 0.1% by weight in homogenous materials for lead, hexavalent



chromium, mercury, PBB, PBDE, DBP, BBP, DEHP, DIBP, and 0.01% for cadmium, or qualify for an exemption to these limits as defined in the Annexes of Directive 2011/65/EU (RoHS2). Finished electrical and electronic equipment products will be CE marked as required by Directive 2011/65/EU. Components may not be CE marked. Additionally, the part numbers that TE has identified as EU ELV compliant have a maximum concentration of 0.1% by weight in homogenous materials for lead, hexavalent chromium, and mercury, and 0.01% for cadmium, or qualify for an exemption to these limits as defined in the Annexes of Directive 2000/53/EC (ELV). Regarding the REACH Regulation, the information TE provides on SVHC in articles for this part number is based on the latest European Chemicals Agency (ECHA) 'Guidance on requirements for substances in articles' posted at this URL: <https://echa.europa.eu/guidance-documents/guidance-on-reach>

## Compatible Parts



TE Part # 3-1376389-4  
 5MM POWER KEY 3P PLUG HSG YELL




TE Part # CAT-P8704-H342  
 STD Temp Power Key Header




TE Part # 5-1376386-1  
 5.0 POWER KEY CONNECTOR 4P (2R)


## Also in the Series | Power Key 5.0



Insertion & Extraction Tools(1)



PCB Latches, Locks & Retainers(4)



Power Contacts(4)



Rectangular Power Connectors(107)

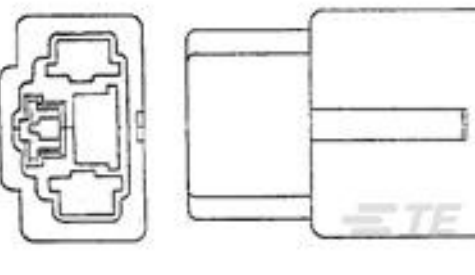
## Customers Also Bought



TE Part #1-1376382-2  
 STD Temp Power Key Header



TE Part #917764-1  
 2.5 SIGNAL D/LOCK TAB CONT. L



TE Part #176773-5  
 FF 250 CAP HSG 3P NYLON NAT



TE Part #1376385-1  
 5mm B-T-W Conn. 6P HDR ASSEMBL



## Documents

### Product Drawings

5MM POWER KEY 3P HDR ASSY YELL

English

### CAD Files

3D PDF

3D

Customer View Model

[ENG\\_CVM\\_CVM\\_3-1376383-4\\_F.2d\\_dxf.zip](#)

English

Customer View Model

[ENG\\_CVM\\_CVM\\_3-1376383-4\\_F.3d\\_igs.zip](#)

English

Customer View Model

[ENG\\_CVM\\_CVM\\_3-1376383-4\\_F.3d\\_stp.zip](#)

English

By downloading the CAD file I accept and agree to the [Terms and Conditions](#) of use.

### Datasheets & Catalog Pages

SOFT\_SHELL\_PIN\_SOCKET\_CONNECTORS\_STANDARD\_DENSITY

English

1-1773881-9 Power Key Connector Quick Reference Guide

English

### Product Specifications

5.0 POWER KEY CONNECTOR

Japanese

Application Specification

Japanese

### Product Environmental Compliance

MD\_3-1376383-4\_01182016212\_dmtec

English

MD\_3-1376383-4\_01182016212\_dmtec

English

3-1376383-4

Rectangular Power Connectors, Header, Receptacle, Wire-to-Board, 3 Position, 5 mm  
[.197 in] Centerline, Printed Circuit Board, UL 94V-0, Power Key 5.0



[Agency Approvals](#)

[VDE Certificate](#)

English