

2-164045-1 ✓ ACTIVE

EUROCARD

TE Internal #: 2-164045-1

Eurocard Connectors, Plug, Board-to-Board, 48 Position, .1 in [2.54 mm] Centerline, Printed Circuit Board, 3 Row, Right Angle, 16 Column

[View on TE.com >](#)



Connectors > PCB Connectors > Backplane Connectors > Eurocard Connectors



Connector & Housing Type: **Plug**

Connector System: **Board-to-Board**

Termination Post & Tail Length: **2.9 mm [.114 in]**

Number of Positions: **48**

Centerline (Pitch): **2.54 mm [.1 in]**

Features

Product Type Features

Eurocard Connector Configuration Type	Type F
Connector & Housing Type	Plug
Connector System	Board-to-Board
Connector & Contact Terminates To	Printed Circuit Board
DIN Size	Standard
DIN Level	I

Configuration Features

Number of Positions	48
Number of Rows	3
PCB Mount Orientation	Right Angle
Number of Columns	16
Number of Signal Positions	48
Rows Loaded	Z, B, D

Body Features



Primary Product Color	Gray
-----------------------	------

Contact Features

Contact Type	Pin
Contact Mating Area Plating Material	Gold
Contact Underplating Material	Nickel
PCB Contact Termination Area Plating Material	Tin
Contact Base Material	Brass
Contact Current Rating (Max)	5.5 A

Termination Features

Termination Method to Printed Circuit Board	Through Hole - Solder
Termination Post & Tail Length	2.9 mm[.114 in]

Mechanical Attachment

Mating Alignment Type	Keyed
Mating Retention	With
Mating Alignment	With
PCB Mount Alignment	Without
Panel Mount Feature	Without
Connector Mounting Type	Board Mount

Housing Features

Housing Material	Thermoplastic Polyester - GF
Centerline (Pitch)	2.54 mm[.1 in]

Dimensions

Connector Height	21.8 mm
Row-to-Row Spacing	3.81 mm[.15 in]

Usage Conditions

Operating Temperature Range	-55 – 125 °C[-67 – 257 °F]
-----------------------------	----------------------------

Operation/Application

Circuit Application	Signal
---------------------	--------

Industry Standards

UL Flammability Rating	UL 94V-0
------------------------	----------

Packaging Features



Packaging Method	Tray
------------------	------

Product Compliance


[For compliance documentation, visit the product page on TE.com>](#)

EU RoHS Directive 2011/65/EU	Compliant
EU ELV Directive 2000/53/EC	Compliant
China RoHS 2 Directive MIIT Order No 32, 2016	No Restricted Materials Above Threshold
EU REACH Regulation (EC) No. 1907/2006	Current ECHA Candidate List: JUNE 2023 (235) Candidate List Declared Against: JAN 2023 (233) Does not contain REACH SVHC
Halogen Content	Not Low Halogen - contains Br or Cl > 900 ppm.
Solder Process Capability	Wave solder capable to 265°C

Product Compliance Disclaimer

This information is provided based on reasonable inquiry of our suppliers and represents our current actual knowledge based on the information they provided. This information is subject to change. The part numbers that TE has identified as EU RoHS compliant have a maximum concentration of 0.1% by weight in homogenous materials for lead, hexavalent chromium, mercury, PBB, PBDE, DBP, BBP, DEHP, DIBP, and 0.01% for cadmium, or qualify for an exemption to these limits as defined in the Annexes of Directive 2011/65/EU (RoHS2). Finished electrical and electronic equipment products will be CE marked as required by Directive 2011/65/EU. Components may not be CE marked. Additionally, the part numbers that TE has identified as EU ELV compliant have a maximum concentration of 0.1% by weight in homogenous materials for lead, hexavalent chromium, and mercury, and 0.01% for cadmium, or qualify for an exemption to these limits as defined in the Annexes of Directive 2000/53/EC (ELV). Regarding the REACH Regulation, the information TE provides on SVHC in articles for this part number is based on the latest European Chemicals Agency (ECHA) 'Guidance on requirements for substances in articles' posted at this URL: <https://echa.europa.eu/guidance-documents/guidance-on-reach>

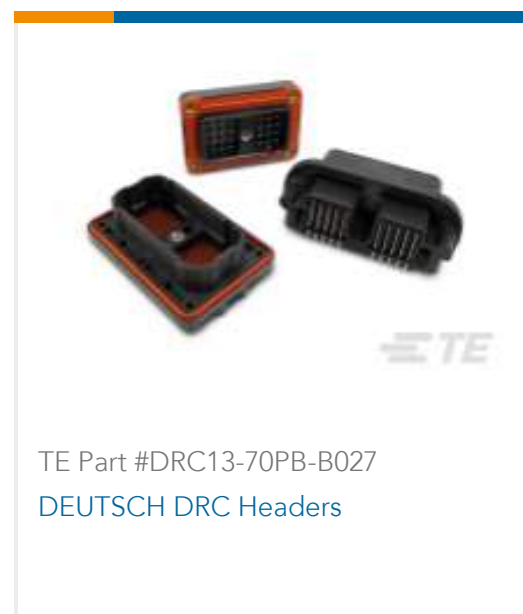
Compatible Parts

 <p>TE Part # 2-166010-1 48P.IEC-F FEM.CONN.</p>	 <p>TE Part # 2-164241-1 IEC STAND.T.P.ASSY.</p>	 <p>TE Part # 166733-1 48P.IEC-F FEM.CONN.</p>
---	--	---

Customers Also Bought



TE Part #2-1823504-1
124POS, MIXED, HEADER ASSY



TE Part #DRC13-70PB-B027
DEUTSCH DRC Headers



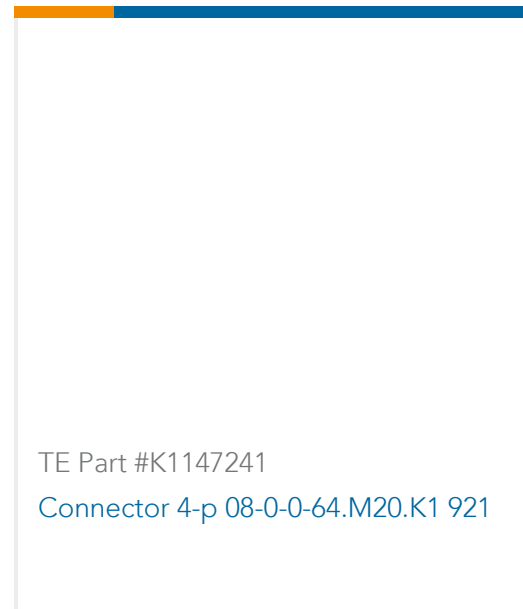
TE Part #DRC16-70SBE
PLG, 70P, BLK, E, B



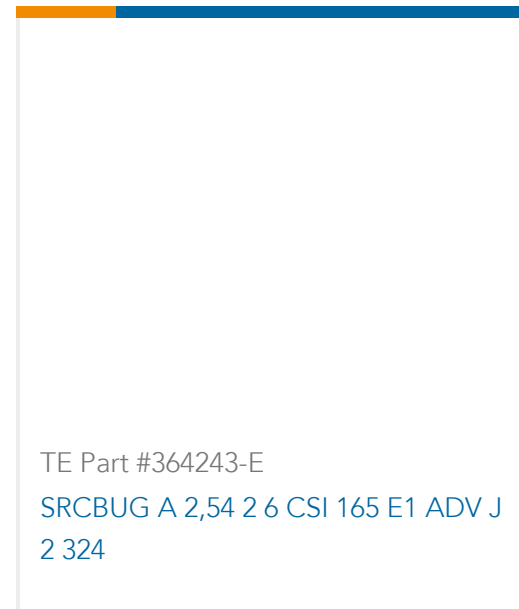
TE Part #1274412-1
SMB PCB RIGHT ANGLE JACK



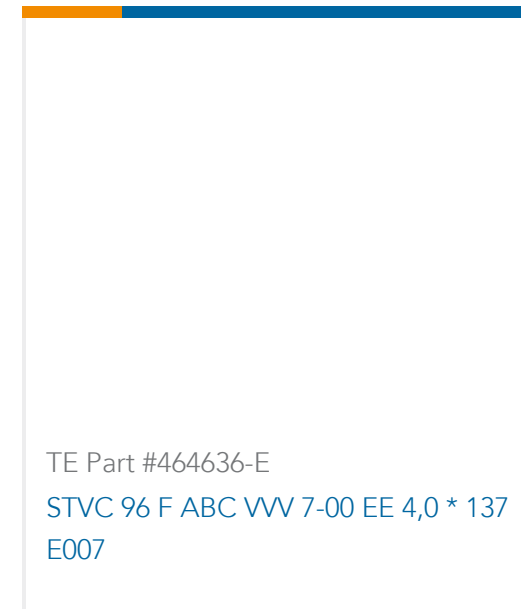
TE Part #1676258-3
RN 0805 22K6 0.1% 10PPM 5KRL



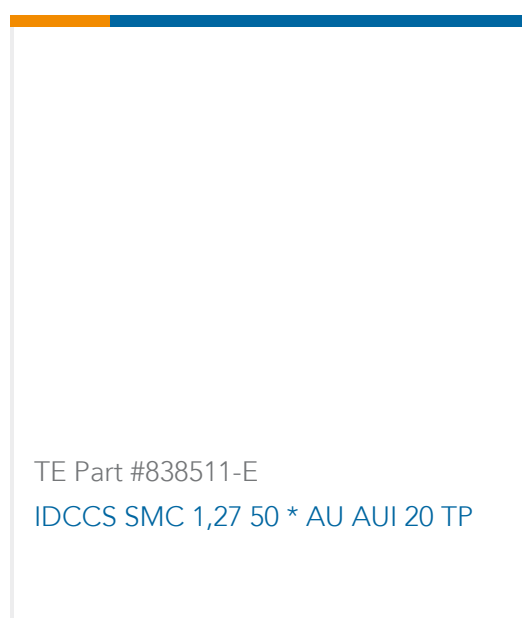
TE Part #K1147241
Connector 4-p 08-0-0-64.M20.K1 921



TE Part #364243-E
SRCBUG A 2,54 2 6 CSI 165 E1 ADV J
2 324



TE Part #464636-E
STVC 96 F ABC WV 7-00 EE 4,0 * 137
E007



TE Part #838511-E
IDCCS SMC 1,27 50 * AU AUI 20 TP

Documents

Product Drawings

[48P.IEC-F MALE CONN](#)

English

CAD Files

[3D PDF](#)

3D

Customer View Model

[ENG_CVM_CVM_2-164045-1_T1.2d_dxf.zip](#)

English

Customer View Model

[ENG_CVM_CVM_2-164045-1_T1.3d_igs.zip](#)

English

Customer View Model

[ENG_CVM_CVM_2-164045-1_T1.3d_stp.zip](#)

English

By downloading the CAD file I accept and agree to the [Terms and Conditions](#) of use.

Product Specifications



Workmanship Specification

English

Product Environmental Compliance

[MD_2-164045-1_0729201598_dmtec](#)

English

[MD_2-164045-1_0729201598_dmtec](#)

English