

## ACT20P ACT20P-CMT-30-AO-RC-S

**Weidmüller Interface GmbH & Co. KG**  
Klingenbergstraße 16  
D-32758 Detmold  
Germany  
Fon: +49 5231 14-0  
Fax: +49 5231 14-292083  
www.weidmueller.com



### ACT20P: The flexible solution

- Precise and highly functional signal converters
- Simple configuration via display (Pro DCDC II), FDT/DTM software or DIP switch
- Release levers simplify handling
- More space in the control cabinet, from 12.5 mm wide for two channels

### General ordering data

Type	ACT20P-CMT-30-AO-RC-S
Order No.	<a href="#">1510540000</a>
Version	Current-measuring transducer, Limit value monitoring, Signal converter/isolator, Current monitoring, Analogue output, Screw connection, Input measurement range: configurable, 0... 20/25/30 A AC (RMS) or DC
GTIN (EAN)	4050118319590
Qty.	1 pc(s).

**ACT20P**  
**ACT20P-CMT-30-AO-RC-S**

**Weidmüller Interface GmbH & Co. KG**  
 Klingenbergstraße 16  
 D-32758 Detmold  
 Germany  
 Fon: +49 5231 14-0  
 Fax: +49 5231 14-292083  
 www.weidmueller.com

**Technical data**
**Dimensions and weights**

Width	22.5 mm	Width (inches)	0.886 inch
Height	117.2 mm	Height (inches)	4.614 inch
Depth	113.6 mm	Depth (inches)	4.472 inch
Net weight	158 g		

**Temperatures**

Humidity	5...95 %, no condensation	Operating temperature, max.	60 °C
Operating temperature, min.	-25 °C	Storage temperature, max.	85 °C
Storage temperature, min.	-40 °C	Operating temperature	-25 °C...60 °C
Storage temperature	-40 °C...85 °C		

**Probability of failure**

MTTF	158 Years
------	-----------

**Input**

Number of inputs	1	Input signal	Current-carrying cable in feed-through hole, Diameter 10.5 mm
Input measurement range	configurable, 0...20/25/30 A AC (RMS) or DC	Input frequency	AC: 15...700 Hz (true root mean square), AC: 50 Hz (arithmetic average)

**General data**

Accuracy	< 0.75 % FSR	Configuration	DIP switch and potentiometer
Galvanic isolation	4-way isolator, between input/output/supply/relay	Mounting rail	TS 35
Power consumption, max.	2.2 W	Step response time	≤ 300 ms (RMS), ≤ 60 ms (AA)
Supply voltage	16,8 V...31,2 V	Temperature coefficient	typ. 0.04 % / K, max. 0.09 % / K

**Insulation coordination**

EMC standards	IEC 61326-1, IEC 61010-2-201	Galvanic isolation	4-way isolator, between input/output/supply/relay
Impulse withstand voltage	6.4 kV (1.2/50 μs)	Insulation voltage	4 kV <sub>eff</sub> / 1 min.
Pollution severity	2	Rated voltage	300 V AC <sub>rms</sub>
Surge voltage category	III	Test voltage	4 kV

**Output (analogue)**

Load resistance current	≤ 600 Ω	Load resistance voltage	≥ 10 kΩ
Output current	adjustable, 0...20 mA, 4...20 mA, -20...+20 mA	Output voltage	adjustable, 0...10 V, 2...10 V, 0...5 V, 1...5 V, -5...+5 V, -10...+10 V
Type (analogue output)	Voltage and current output (configurable)		

**ACT20P**  
**ACT20P-CMT-30-AO-RC-S**

**Weidmüller Interface GmbH & Co. KG**  
 Klingenbergstraße 16  
 D-32758 Detmold  
 Germany  
 Fon: +49 5231 14-0  
 Fax: +49 5231 14-292083  
 www.weidmueller.com

**Technical data****Output (digital)**

Alarm function	Surge current, Under-current, Alarm delay: 0... 10 s, Hysteresis 5% / 10%	Number of digital outputs	1
Type	Relay, 1 CO contact, normal / inverse adjustment	Max. switching voltage, DC	24 V
Max. switching voltage, AC	250 V	Rated switching current	6 A

**Connection data**

Type of connection	Screw connection	Tightening torque, min.	0.4 Nm
Tightening torque, max.	0.6 Nm	Clamping range, rated connection	1.5 mm <sup>2</sup>
Clamping range, min.	0.5 mm <sup>2</sup>	Clamping range, max.	2.5 mm <sup>2</sup>
Wire connection cross section AWG, min.	AWG 30	Wire connection cross section AWG, max.	AWG 14

**Classifications**

ETIM 5.0	EC002048	ETIM 6.0	EC002475
eClass 6.2	27-21-09-02	eClass 7.1	27-21-09-02
eClass 8.1	27-21-09-02	eClass 9.0	27-21-09-02
eClass 9.1	27-21-01-23		

**Approvals**

Approvals



ROHS

Conform

**Downloads**

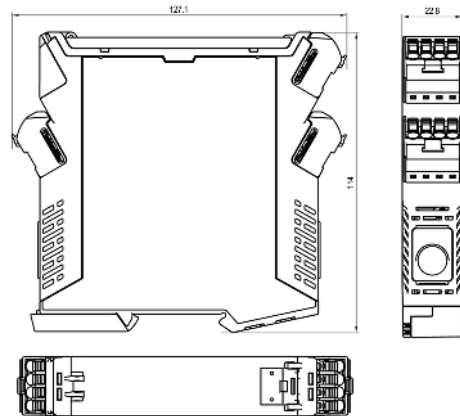
Approval/Certificate/Document of Conformity	<a href="#">DNV GL certification</a> <a href="#">Declaration of Conformity</a>
Brochure/Catalogue	<a href="#">CAT 4.1 ELECTR 16/17 EN</a>
Engineering Data	<a href="#">EPLAN, WSCAD</a>
Engineering Data	<a href="#">STEP</a>
Software	<a href="#">DIP switch configuration tool</a>
User Documentation	<a href="#">Instruction sheet</a>

**ACT20P**  
**ACT20P-CMT-30-AO-RC-S**

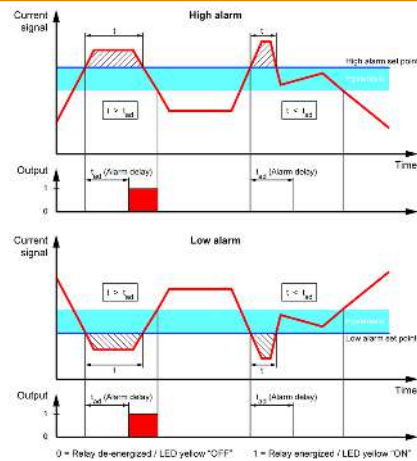
**Weidmüller Interface GmbH & Co. KG**  
Klingenbergstraße 16  
D-32758 Detmold  
Germany  
Fon: +49 5231 14-0  
Fax: +49 5231 14-292083  
www.weidmueller.com

Drawings

Dimensioned drawing

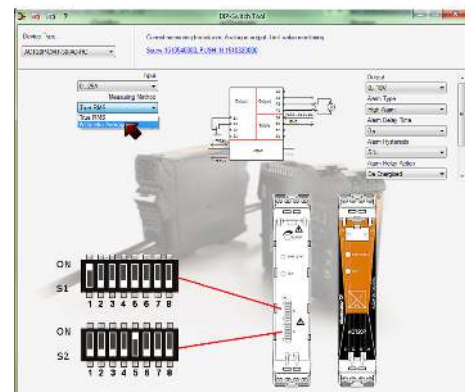


dimensions



Configuration

DIP switch S1		DIP switch S2	
Current input range	1 2 3 4 5 6 7 8	Output range	1 2 3 4 5 6 7 8
0...20 A	<input type="checkbox"/>	0...10 V	<input type="checkbox"/>
0...25 A	<input checked="" type="checkbox"/>	2...10 V	<input type="checkbox"/>
0...30 A	<input type="checkbox"/>	0...5 V	<input type="checkbox"/>
Measuring method	1 2 3 4 5 6 7 8	1...5 V	<input checked="" type="checkbox"/>
True RMS	<input type="checkbox"/>	-5...+5 V	<input type="checkbox"/>
Arithmetic average	<input checked="" type="checkbox"/>	-10...+10 V	<input type="checkbox"/>
Alarm delay time	1 2 3 4 5 6 7 8	0...20 mA	<input checked="" type="checkbox"/>
0 s	<input type="checkbox"/>	-20...+20 mA	<input type="checkbox"/>
2 s	<input type="checkbox"/>	Alarm relay action	1 2 3 4 5 6 7 8
5 s	<input type="checkbox"/>	Energized	<input type="checkbox"/>
10 s	<input checked="" type="checkbox"/>	De-energized	<input checked="" type="checkbox"/>
Measuring range monitoring	1 2 3 4 5 6 7 8	Alarm hysteresis	1 2 3 4 5 6 7 8
Yes	<input type="checkbox"/>	5 %	<input type="checkbox"/>
No	<input checked="" type="checkbox"/>	10 %	<input type="checkbox"/>
Output error action	1 2 3 4 5 6 7 8	Alarm type	1 2 3 4 5 6 7 8
Upscale	<input type="checkbox"/>	High alarm	<input type="checkbox"/>
Downscale	<input checked="" type="checkbox"/>	Low alarm	<input checked="" type="checkbox"/>
Transfer function	1 2 3 4 5 6 7 8		
Normal	<input type="checkbox"/>		
Inverse	<input checked="" type="checkbox"/>		



example for DIP switch setting (with ACT20 tool)

**ACT20P**  
**ACT20P-CMT-30-AO-RC-S**

**Weidmüller Interface GmbH & Co. KG**  
Klingenbergstraße 16  
D-32758 Detmold  
Germany  
Fon: +49 5231 14-0  
Fax: +49 5231 14-292083  
www.weidmueller.com

Drawings

