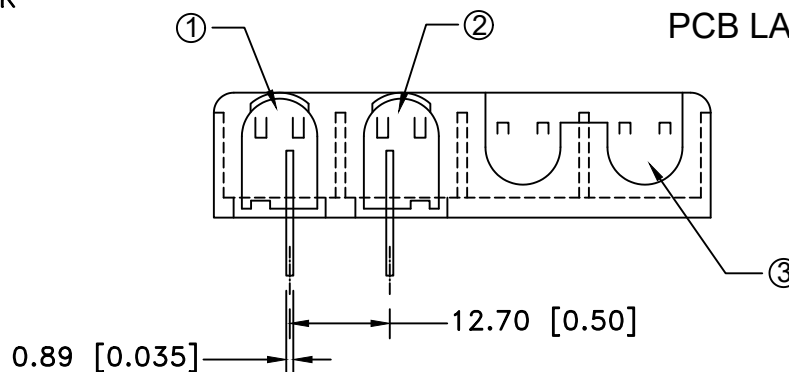
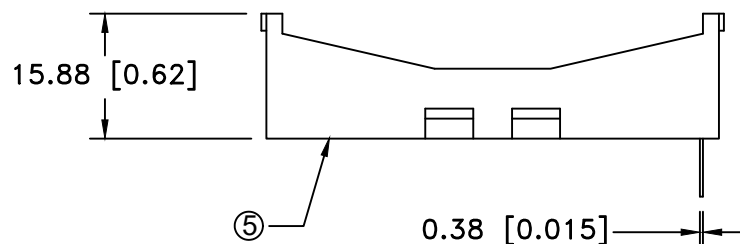
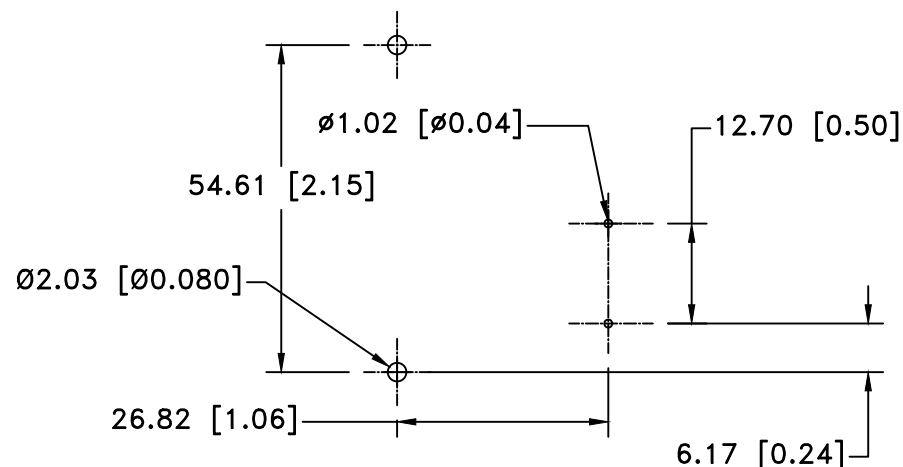
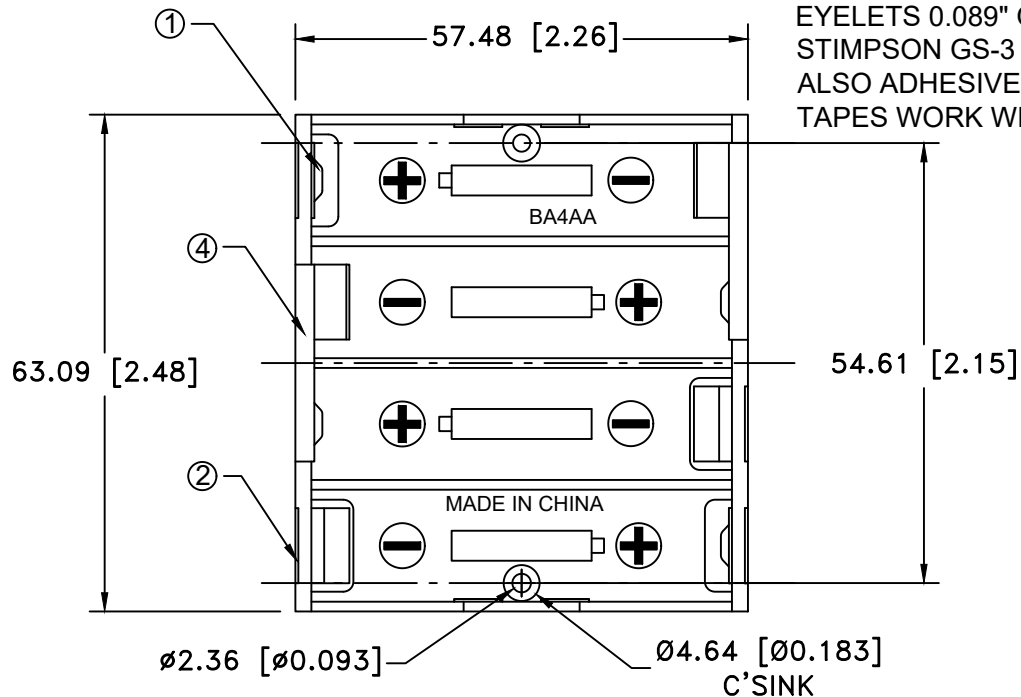


MOUNTING INSTRUCTION:

USE 2-56 MACHINE SCREWS OR EYELETS 0.089" OD BY 0.15" FLANGE STIMPSON GS-3 SERIES OR EQUIVALENT. ALSO ADHESIVES AND DOUBLE SIDED TAPES WORK WELL.

Date	SYM	REVISION RECORD	AUTH	DR.	CK.
4/05/13	A	UPDATED TO "ROHS 2 COMPLIANT"	T.B.	B.S.	
5/11/18	B	DIM. 2.03 WAS 2.36 DIM. 4.64 WAS 4.57	T.B.	B.S.	
2/27/19	C	Added specifications	T.B.	B.S.	



ROHS COMPLIANT

ITEM NO.	PART NO.	MATL. SPECIFICATION	QTY.
1	ABG-194	POSITIVE CONTACT, 302 STAINLESS STEEL, NICKLE PLTD.	2
2	ABG-195	NEGATIVE CONTACT, 302 STAINLESS STEEL, NICKLE PLTD.	2
3	ABG-196-1	RIGHT NEG./POS. CONTACT, 302 STAINLESS STEEL, NICKLE PLTD.	1
4	ABG-196-2	LEFT NEG./POS. CONTACT, 302 STAINLESS STEEL, NICKLE PLTD.	1
5	ABG-187	BLACK POLYPROPYLENE HOLDER, UL94V-0	1

SPECIFICATION:
 HOUSING : BLACK POLYPROPYLENE, PP-1040
 FLAMMABILITY RATING -UL94V-0, UL FILE NO. E107536
 TEMPERATURE RANGE: -10°C to +100°C
 CONTACT RESISTANCE: UNDER 50mΩ FOR +/- CONTACTS PER EIA-540J000

Tolerance
(Except as noted)

decimal
 $\pm .5$ (.020)

Fractional
 $\pm .8$ (.030)

Angular
 $\pm 3^\circ$



Memory Protection Devices, Inc

200 Broad Hollow Road, Farmingdale, New York 11735

Scale

Drawn By B.S.

Approved By T.B.

Title

FOUR "AA" CELL SPRINGLESS HOLDER

Date

02/27/19

Drawing Number

BA4AAPC-UL94V-0