

THIS DRAWING IS UNPUBLISHED.

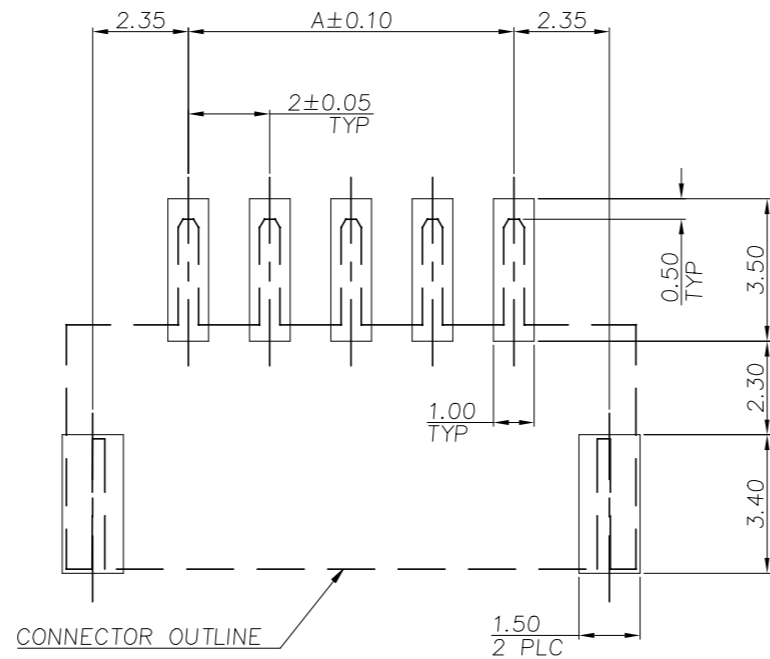
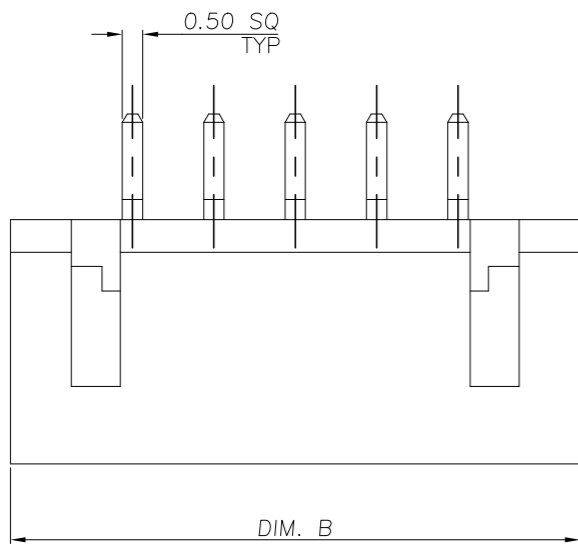
RELEASED FOR PUBLICATION

REVISIONS

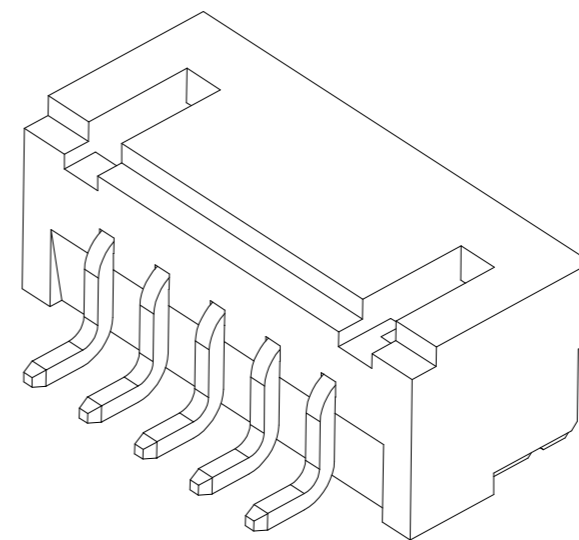
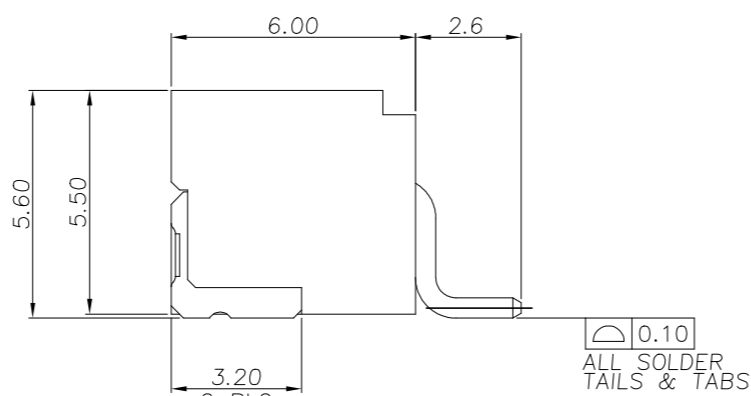
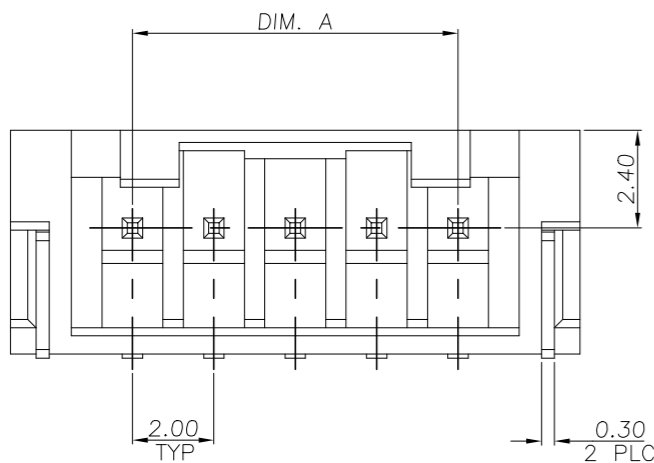
© COPYRIGHT - TE Connectivity Ltd.

ALL RIGHTS RESERVED.

P	LTR	DESCRIPTION	DATE	DWN	APVD
	B	ECR-18-004254	01APR18	T.Q	W.H



RECOMMENDED PCB LAYOUT



NOTE:

- MATERIAL:
HOUSING: THERMOPLASTIC (PA9T) WITH 33% GF, UL 94V-0, NATURE COLOR.
CONTACTS: BRASS.
TABS: BRASS.
- FINISH:
CONTACTS: 2.54µm [100µ"] MIN. MATTE-TIN OVER 1.27µm [50µ"] MIN. NICKEL ON ENTIRE CONTACT.
TABS: 2.54µm [100µ"] MIN. OVER 1.27µm [50µ"] NICKEL PLATED.
- REFLOW SOLDER CAPABLE TO 260°C AS PER TYCO SPEC. 109-201, CONDITION B.
- NO TYCO LOGO AND DATE CODE ON THE PRODUCT.

1.04g	34.00	28.00	15	1-1734827-5
0.98g	32.00	26.00	14	1-1734827-4
0.93g	30.00	24.00	13	1-1734827-3
0.90g	28.00	22.00	12	1-1734827-2
0.82g	26.00	20.00	11	1-1734827-1
0.78g	24.00	18.00	10	1-1734827-0
0.72g	22.00	16.00	9	1734827-9
0.66g	20.00	14.00	8	1734827-8
0.60g	18.00	12.00	7	1734827-7
0.54g	16.00	10.00	6	1734827-6
0.48g	14.00	8.00	5	1734827-5
0.42g	12.00	6.00	4	1734827-4
0.36g	10.00	4.00	3	1734827-3
0.30g	8.00	2.00	2	1734827-2
WEIGHT	B	A	NO. OF CONTACTS	PART NUMBER
	DIMENSIONS			

THIS DRAWING IS A CONTROLLED DOCUMENT.		DWN Tommy Qian 01APR2018	STE TE Connectivity Ltd.													
		CHK Wenke He 01APR2018														
DIMENSIONS: mm		APVD Wenke He 01APR2018	NAME													
TOLERANCES UNLESS OTHERWISE SPECIFIED:		PRODUCT SPEC	2.0 WIRE TO BOARD CONNECTOR, 0.5 SQ PIN, HEADER, R/A, SMT													
<table border="0"> <tr><td>0 PLC</td><td>± -</td></tr> <tr><td>1 PLC</td><td>± 0.25</td></tr> <tr><td>2 PLC</td><td>± 0.15</td></tr> <tr><td>3 PLC</td><td>± 0.10</td></tr> <tr><td>4 PLC</td><td>± -</td></tr> <tr><td>ANGLES</td><td>± 3°</td></tr> </table>		0 PLC	± -	1 PLC	± 0.25	2 PLC	± 0.15	3 PLC	± 0.10	4 PLC	± -	ANGLES	± 3°	APPLICATION SPEC	-	
0 PLC	± -															
1 PLC	± 0.25															
2 PLC	± 0.15															
3 PLC	± 0.10															
4 PLC	± -															
ANGLES	± 3°															
MATERIAL		WEIGHT	SIZE A3	CAGE CODE 00779												
		FINISH	DRAWING NO C=1734827													
			RESTRICTED TO													
			SCALE 1:1 SHEET 1 of 2 REV B													
			CUSTOMER DRAWING													

THIS DRAWING IS UNPUBLISHED.

RELEASED FOR PUBLICATION

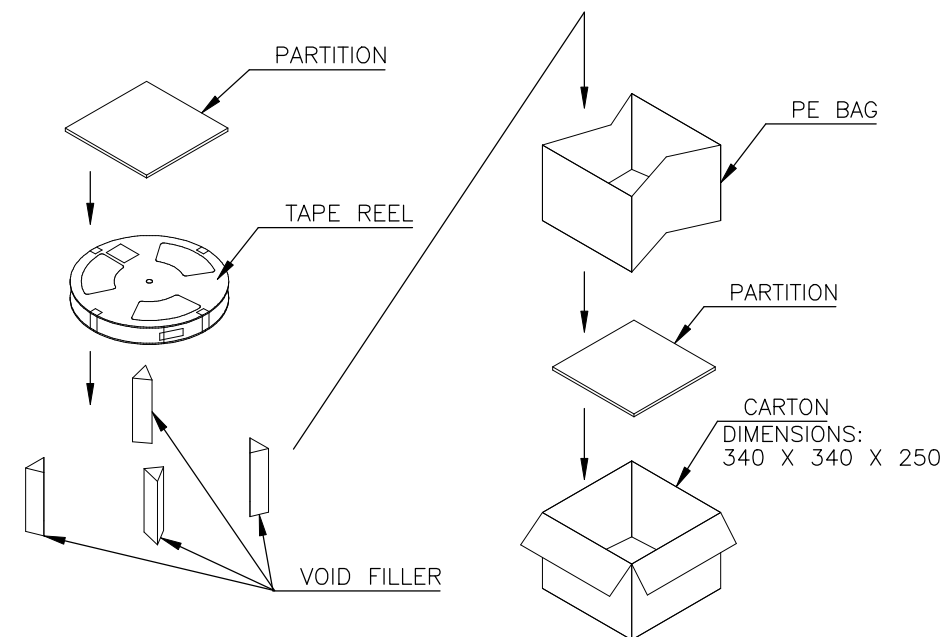
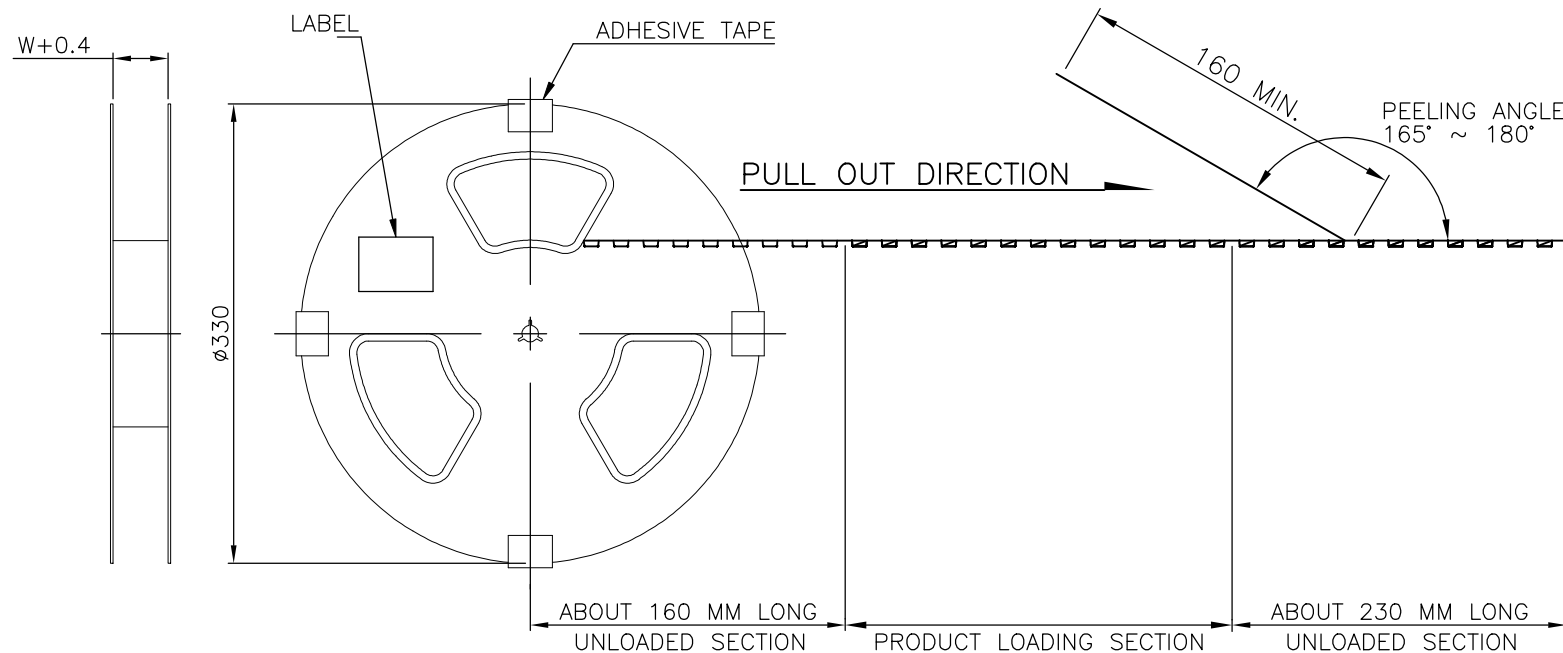
--

REVISIONS

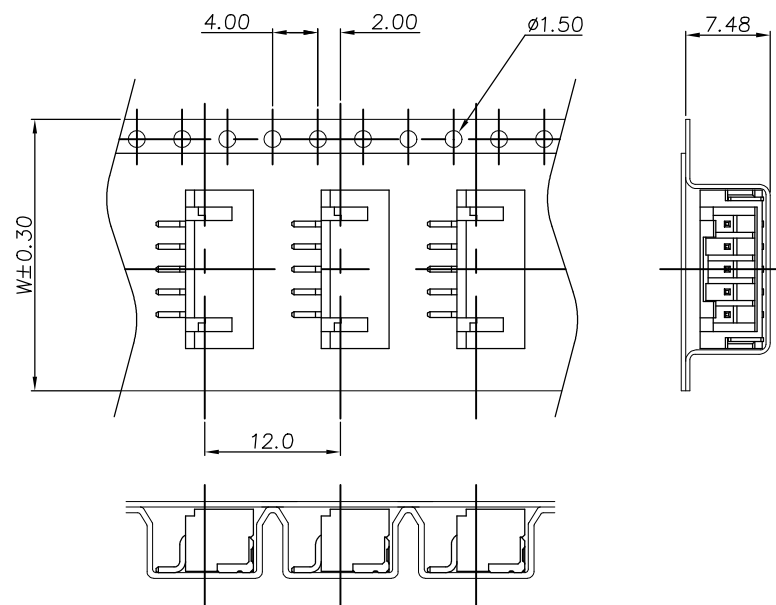
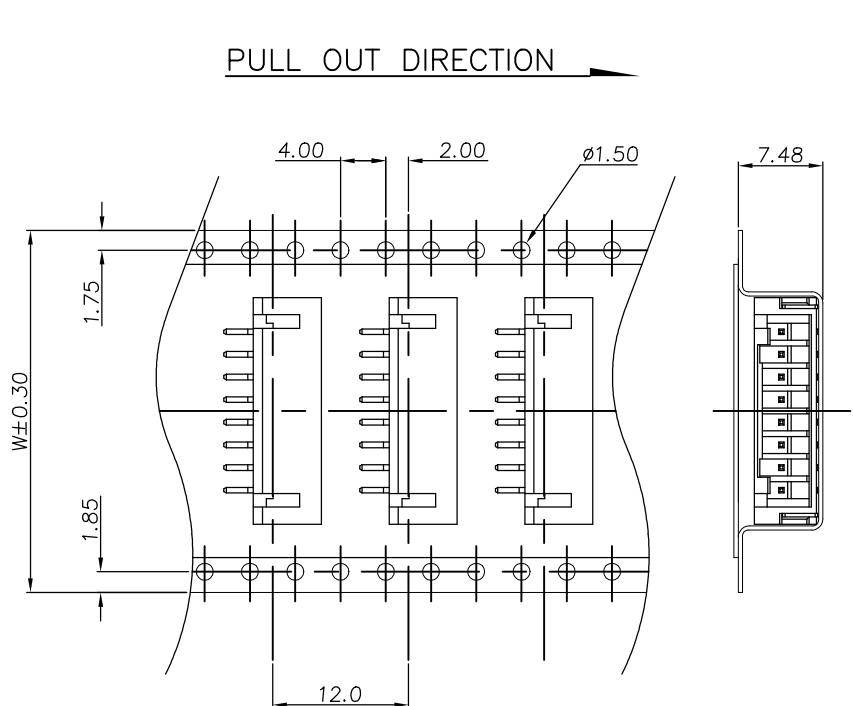
© COPYRIGHT - TE Connectivity Ltd.

ALL RIGHTS RESERVED.

P	LTR	DESCRIPTION	DATE	DWN	APVD
-	-	SEE SHHET1	-	-	-



PULL OUT DIRECTION



PRODUCT LOADING FOR 2 TO 6 CONTACTS

PRODUCT LOADING FOR 7 TO 15 CONTACTS

PCS/TAPE	REELS/CARTON	QUANTITY	DIM W	3.73	2.81	15
				3.57	2.65	14
900	4	3600	44	3.43	2.51	13
				4.20	3.24	12
900	6	5400	32	3.91	2.95	11
				3.77	2.81	10
900	7	6300	24	4.68	3.90	9
				4.68	3.56	8
900	7	6300	24	4.28	3.24	7
				4.48	3.40	6
900	7	6300	24	4.10	3.02	5
				3.73	2.65	4
900	7	6300	24	3.35	2.27	3
				2.97	1.89	2

THIS DRAWING IS A CONTROLLED DOCUMENT.

DWN Tommy Qian 01APR2018
 CHK Wenke He 01APR2018
 APVD Wenke He 01APR2018

TE Connectivity Ltd.

2.0 WIRE TO BOARD CONNECTOR, 0.5 SQ PIN, HEADER, R/A, SMT

SIZE	CAGE CODE	DRAWING NO	RESTRICTED TO
A3	00779	C=1734827	-

CUSTOMER DRAWING SCALE 1:1 SHEET 2 OF 2 REV B