

NO. OF CKTS SEE NOTE 10	DIM. A	DIM. B
1	NOT AVAILABLE	
2	(8.79) .348	(3.96±.05) .156±.002
3	(12.75) .502	(7.92±.08) .312±.003
4	(16.71) .658	(11.89±.08) .468±.003
5	(20.67) .814	(15.85±.08) .624±.003
6	(24.64) .970	(19.81±.10) .780±.004
7	(28.60) 1.126	(23.77±.10) .936±.004
8	(32.56) 1.282	(27.74±.10) 1.092±.004
9	(36.53) 1.438	(31.70±.10) 1.248±.004
10	(40.49) 1.594	(35.66±.15) 1.404±.006
11	(44.45) 1.750	(39.62±.15) 1.560±.006
12	(48.41) 1.906	(43.59±.15) 1.716±.006
13	(52.37) 2.062	(47.55±.15) 1.872±.006
14	(56.34) 2.218	(51.51±.18) 2.028±.007
15	(60.30) 2.374	(55.47±.18) 2.184±.007

- NOTES:
- MATERIAL: N - GLASS FILLED POLYESTER, UL94V-0, MOLDED NATURAL  
G - UL94V-0 PA6 NYLON, IEC 60335-1, 4th EDITION GLOW WIRE CAPABLE.  
COLOR: BLACK
  - FINISH: SEE TERMINAL DRAWINGS
  - PRODUCT SPECIFICATION: PS-08-50 AND PS-40-02
  - PACKAGING INFORMATION: SEE LEGEND
  - MATES WITH (3.96)/.156 CENTER HEADERS AND (1.14)/.045 SQUARE OR ROUND PINS
  - HOUSING ACCEPTS STANDARD TERMINAL NOS:  
2478 (18-24 AWG) WITH (2.79)/.110 MAX. INSULATION DIA.  
2578 (22-26 AWG) WITH (1.65)/.065 MAX. INSULATION DIA.  
OR TRIFURCON TERMINAL NOS:  
6838 (18-24 AWG) WITH (2.79)/.110 MAX. INSULATION DIA.  
7258 (22-26 AWG) WITH (1.65)/.065 MAX. INSULATION DIA.  
OR MARKK TERMINAL NO:  
45570 (18-20 AWG) WITH (3.12)/.123 MAX. INSULATION DIA.
  - BOW (.006 MM/MM) / .006 IN/IN.
  - (0.13)/.005 MAX. FLASH ALLOWED ALONG DIMENSION B AND IN LOCKING WINDOW.
  - THIS PART CONFORMS TO CLASS B REQUIREMENTS OF COSMETIC SPECIFICATION PS-45499-002.
  - CIRCUIT SIZES 13 THROUGH 15 ARE NOT AVAILABLE IN G MATERIAL.

41695 - \* - \* N - ###

MATERIAL CODE  
N=MOLDED NATURAL  
G=GLOW WIRE

CODE	RAMP	POLARIZING RIBS	PACKAGING
A	NO	NO	BULK PER PK-41695-001
B	YES	NO	BULK PER PK-41695-001
D	YES	YES	BULK PER PK-41695-001
G	END RAMP ONLY	YES	BULK PER PK-41695-001

VOID CODE  
BLANK=NO VOIDS  
NO.=NO. CORRESPONDS TO CKT. NO. VOIDED  
MULT. VOIDS=START WITH 51

NO. OF CKTS.  
SEE NOTE 10

3	H
2	J
1	J

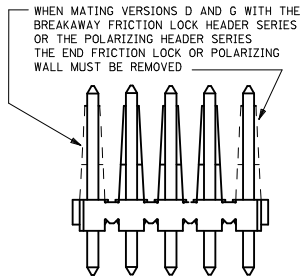
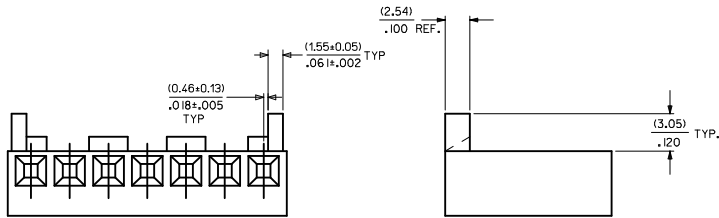
ADD 41695-0004 IEC NO. UCF2012-2243 DRAWN BY: DRANKHUPPER 2012/01/17 CHECKED BY: CHYKOBANDERSON 2012/01/17 APPROVED BY: APPR:FSM/TH 2012/01/17	QUALITY SYMBOLS ▽=0 ▽=0 ▽=0	GENERAL TOLERANCES (UNLESS SPECIFIED) mm INCH 4 PLACES ±.010 ±.010 3 PLACES ±.025 ±.014 2 PLACES ±.036 ±.014 1 PLACE ANGULAR ±1/2°	DIMENSION STYLE MM/IN SCALE 4:1 DESIGN UNITS INCH THIRD ANGLE PROJECTION	DRAWN BY: SKOWRONSKI DATE: 04/05/18 CHECKED BY: PATEL DATE: 04/05/18 APPROVED BY: LENZ DATE: 04/05/18	TITLE (3.96)/.156 CENTERLINE CONNECTOR HOUSING FOR KK CRIMP TERMINALS MOLEX INCORPORATED MATERIAL NO. SEE CHART DOCUMENT NO. SD-41695
	DRAFT WHERE APPLICABLE MUST REMAIN WITHIN DIMENSIONS	SIZE D THIS DRAWING CONTAINS INFORMATION THAT IS PROPRIETARY TO MOLEX INCORPORATED AND SHOULD NOT BE USED WITHOUT WRITTEN PERMISSION	SHEET NO. 1 OF 3		

41695-N-AN-*		
PART NO.	ENG. NO.	VOIDS
	NOT AVAILABLE	
09-50-8020	41695-N-A2	
09-50-8030	41695-N-A3	
09-50-8040	41695-N-A4	
09-50-8050	41695-N-A5	
09-50-8060	41695-N-A6	
09-50-8070	41695-N-A7	
09-50-8080	41695-N-A8	
09-50-8090	41695-N-A9	
09-50-8100	41695-N-A10	
09-50-8110	41695-N-A11	
09-50-8120	41695-N-A12	
09-50-9085	41695-N-A8-2	2
41695-0001	41695-N-A6-3	3
41695-0002	41695-N-A5-4	4

41695-N-BN-*		
PART NO.	ENG. NO.	VOIDS
	NOT AVAILABLE	
09-50-8021	41695-N-B2	
09-50-8031	41695-N-B3	
09-50-8041	41695-N-B4	
09-50-8051	41695-N-B5	
09-50-8061	41695-N-B6	
09-50-8071	41695-N-B7	
09-50-8081	41695-N-B8	
09-50-8091	41695-N-B9	
09-50-8101	41695-N-B10	
09-50-8111	41695-N-B11	
09-50-8121	41695-N-B12	
09-50-8131	41695-N-B13	
09-50-8141	41695-N-B14	
09-50-8151	41695-N-B15	
09-50-9030	41695-N-B3-2	2
41695-0004	41695-N-B4-2	2
	41695-N-B5-2	2
	41695-N-B9-2	2
	41695-N-B11-2	2
09-50-9121	41695-N-B12-2	2
	41695-N-B14-2	2
09-50-9150	41695-N-B15-14	14
09-50-9060	41695-N-B6-5	5
09-50-9070	41695-N-B7-6	6
09-50-9071	41695-N-B7-2	2
09-50-9040	41695-N-B4-3	3
09-50-9090	41695-N-B9-7	7
	41695-N-B14-13	13
09-50-9136	41695-N-B13-5	5
09-50-9137	41695-N-B13-8	8
09-50-9050	41695-N-B5-51	2,4
09-50-9061	41695-N-B6-3	3
09-50-9080	41695-N-B8-2	2

### OPTION CODE D

RAMP WITH POLARIZING PEGS (RIBS)



41695-G-AN-*		
PART NO.	ENG. NO.	VOIDS
41695-2032	41695-G-A02	
41695-2033	41695-G-A03	
41695-2034	41695-G-A04	
41695-2035	41695-G-A05	
41695-2036	41695-G-A06	
41695-2037	41695-G-A07	
41695-2038	41695-G-A08	
41695-2039	41695-G-A09	
41695-2040	41695-G-A10	
41695-2041	41695-G-A11	
41695-2042	41695-G-A12	

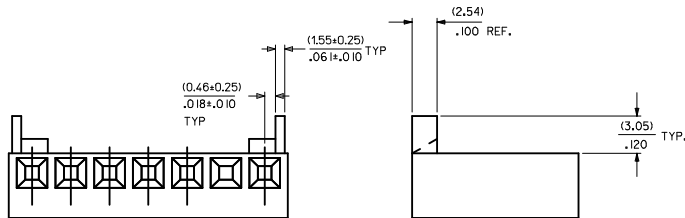
41695-G-BN-*		
PART NO.	ENG. NO.	VOIDS
41695-2000	41695-G-B02	
41695-2005	41695-G-B03	
41695-2002	41695-G-B04	
41695-2006	41695-G-B05	
41695-2007	41695-G-B06	
41695-2008	41695-G-B07	
41695-2009	41695-G-B08	
41695-2010	41695-G-B09	
41695-2011	41695-G-B10	
41695-2012	41695-G-B11	
41695-2013	41695-G-B12	

WHEN MATING WITH BREAKAWAY HEADERS THE FRICTION LOCK WALL MUST BE REMOVED

<b>SEE SHEET 1</b> IEC NO: UCP2012-2243 DRAWN BY: DRANKIPPER 2012/01/17 CHECKED BY: CHYD BANDERSON 2012/01/17 APPR:FSM TH 2012/01/17	QUALITY SYMBOLS ▽=0 ▽=0 ▽=0	GENERAL TOLERANCES (UNLESS SPECIFIED) mm INCH 4 PLACES ± .005 ± .0005 3 PLACES ± .005 ± .0005 2 PLACES ± .005 ± .0005 1 PLACE ± .005 ± .0005 ANGULAR ±1/2°	DIMENSION STYLE MM/IN DRAWN BY: SAMIEC 09/22/186 CHECKED BY: PATEL 09/22/186 APPROVED BY: LENZ 09/22/186	SCALE: 4:1 DESIGN UNITS: INCH THIRD ANGLE PROJECTION	TITLE: (3.96)/.156 CENTERLINE CONNECTOR HOUSING FOR KK CRIMP TERMINAL	
	MATERIAL NO: SEE CHART SIZE: D	MOLEX INCORPORATED	SHEET NO: 2 OF 3			
	DRAFT WHERE APPLICABLE MUST REMAIN WITHIN DIMENSIONS			THIS DRAWING CONTAINS INFORMATION THAT IS PROPRIETARY TO MOLEX INCORPORATED AND SHOULD NOT BE USED WITHOUT WRITTEN PERMISSION		
				DOCUMENT NO: SD-41695		

### OPTION CODE G

SAME AS OPTION D ONLY WITHOUT CENTER RAMPS



#### 41695-N-DN-\*

PART NO.	ENG. NO.	VOIDS
	NOT AVAILABLE	
09-50-8023	41695-N-D2	
09-50-8033	41695-N-D3	
09-50-8043	41695-N-D4	
09-50-8053	41695-N-D5	
09-50-8063	41695-N-D6	
09-50-8073	41695-N-D7	
09-50-8083	41695-N-D8	
09-50-8093	41695-N-D9	
09-50-8103	41695-N-D10	
09-50-8113	41695-N-D11	
09-50-8123	41695-N-D12	
09-50-8133	41695-N-D13	
09-50-8143	41695-N-D14	
09-50-8153	41695-N-D15	
	41695-N-D15-12	12
09-50-9053	41695-N-D5-2	2
09-50-9094	41695-N-D9-3	3
09-50-9033	41695-N-D3-2	2
09-50-9043	41695-N-D4-2	2
09-50-9063	41695-N-D6-2	2
09-50-9073	41695-N-D7-2	2
09-50-9044	41695-N-D4-3	3
41695-0003	41695-N-D07-5	5

#### 41695-N-GN-\*

PART NO.	ENG. NO.	VOIDS
	NOT AVAILABLE	
	NOT AVAILABLE	
	NOT AVAILABLE	
	41695-N-G4	
09-50-8055	41695-N-G5	
	41695-N-G6	
	41695-N-G7	
	41695-N-G8	
	41695-N-G9	
	41695-N-G10	
	41695-N-G11	
	41695-N-G12	
	41695-N-G13	
09-50-8145	41695-N-G14	
	41695-N-G15	

#### 41695-G-DN-\*

PART NO.	ENG. NO.	VOIDS
41695-2001	41695-G-D02	
41695-2004	41695-G-D03	
41695-2021	41695-G-D04	
41695-2022	41695-G-D05	
41695-2023	41695-G-D06	
41695-2024	41695-G-D07	
41695-2025	41695-G-D08	
41695-2026	41695-G-D09	
41695-2027	41695-G-D10	
41695-2028	41695-G-D11	
41695-2029	41695-G-D12	

#### 41695-G-GN-\*

PART NO.	ENG. NO.	VOIDS
	NOT AVAILABLE	
	NOT AVAILABLE	
41695-2014	41695-G-G04	
41695-2015	41695-G-G05	
41695-2016	41695-G-G06	
41695-2017	41695-G-G07	
41695-2018	41695-G-G08	
41695-2019	41695-G-G09	
41695-2020	41695-G-G10	
41695-2030	41695-G-G11	
41695-2031	41695-G-G12	

<b>SEE SHEET 1</b> IEC NO: UCP2011-2028 DRAWN BY: CHYD BANDERSON DATE: 2011/01/10 APPR: FSM TH DATE: 2011/01/31	QUALITY SYMBOLS	GENERAL TOLERANCES (UNLESS SPECIFIED)	DIMENSION STYLE	SCALE	DESIGN UNITS	THIRD ANGLE PROJECTION
	▽=0	mm INCH	MM/IN	4:1	INCH	☉
	▽=0	4 PLACES ± --- ± ---	DRAWN BY: SAMIEC DATE: 09/01/87	TITLE		
	▽=0	3 PLACES ± --- ± ---	CHECKED BY: PATEL DATE: 09/01/87	(3.96)/.156 CENTERLINE CONNECTOR HOUSING FOR KK CRIMP TERMINAL MOLEX INCORPORATED		
	ANGULAR ±1/2°	1 PLACE ± --- ± ---	APPROVED BY: LENZ DATE: 09/01/87	MATERIAL NO.	DOCUMENT NO.	SHEET NO.
	DRAFT WHERE APPLICABLE MUST REMAIN WITHIN DIMENSIONS		SEE CHART		SD-41695	3 OF 3
			SIZE D	THIS DRAWING CONTAINS INFORMATION THAT IS PROPRIETARY TO MOLEX INCORPORATED AND SHOULD NOT BE USED WITHOUT WRITTEN PERMISSION		