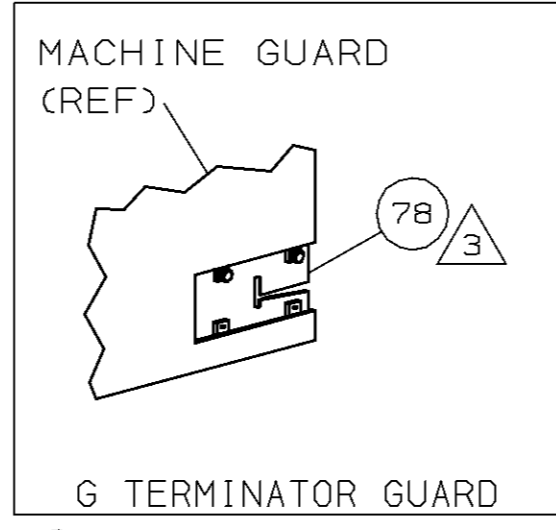
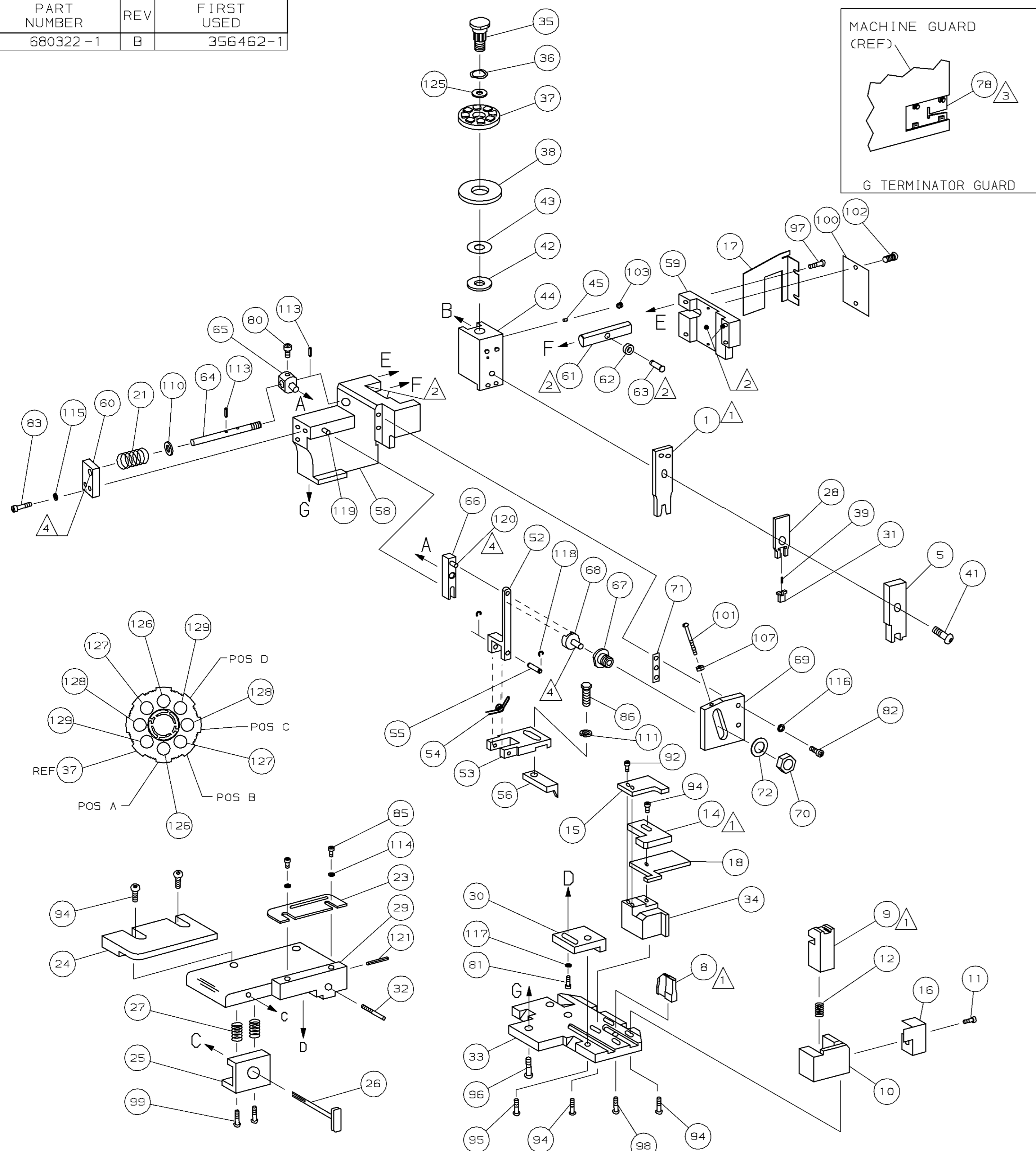


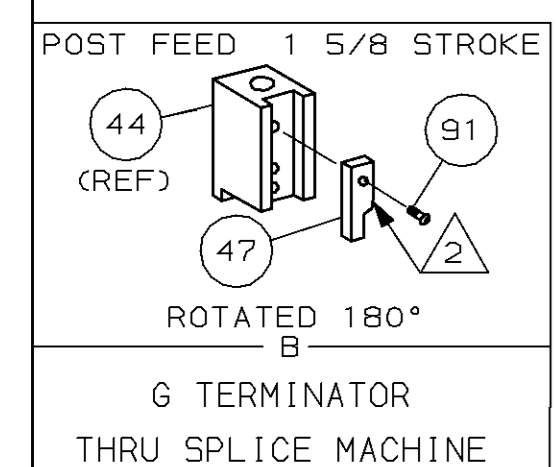
PART NUMBER	REV	FIRST USED
680322 -1	B	356462-1



TERMINAL NAME: .125 BLADE, AMPLIVAR™ CONTACT		CRIMPING DATA	
PAD LTR	CRIMP HEIGHT	WIRE SIZE	
A	.038 ±.002 [0.91 ±0.05mm]	700-850 CMA (21)	
B	.033 ±.002 [0.84 ±0.05mm]	400-600 CMA (24)	
C	.031 ±.002 [0.79 ±0.05mm]	200-300 CMA (27)	
D	NOT	USED	
CRIMP	SIZE	TYPE	RANGE
WIRE	.055 [1.4mm]	F	200-850 CMA
INSUL	-	-	-
WIRE STRIP LENGTH	TERM APPL SPEC	FEED	APPL INSTRUCTION
-	114-2145	.500	408-8040
			SET UP GAGE LAYOUT
			458637-1 L1672

QTY	REF	U/M	DWG SIZE	PART NO	DESCRIPTION	ITEM NO
-	-	-	-	-	-	129
2	-	C	-	6-354779-4	PIN, WIRE DISC (.3310)C	128
2	-	C	-	5-354779-8	PIN, WIRE DISC (.3280)B	127
2	-	C	-	4-354779-8	PIN, WIRE DISC (.3230)A	126
1	-	A	-	986950-1	WASHER, FLAT PRECISION	125
1	-	A	-	217238-1	GENERAL INSTRUCTION PACKAGE	124
1	-	-	-	4088040	SF APPL INST 408-8040	123
						122
1	-	A	-	4-21028-0	PIN,SLT SPR(φ.093x.75)ST GDE PL	121
1	-	A	-	1-21030-1	PIN,DOWEL (φ.187x.50)LEVER	120
1	-	A	-	1-21030-6	PIN,DOWEL (φ.187x1.25)HOUSING	119
2	-	A	-	21045-3	RING,RET "C"(φ.187)FD FING PIN	118
1	-	A	-	21024-5	WASHER, LOCK (#10)ADJ BLOCK	117
2	-	A	-	21024-5	WASHER,LOCK (#10)ADJ PLATE	116
2	-	A	-	21024-5	WASHER,LOCK (#10)FEED GDE ROD	115
2	-	A	-	21024-2	WASHER,LOCK (#4)FRONT ST GUIDE	114
2	-	A	-	5-21028-1	PIN,SLT SPR(φ.125x.50)ADJ ROD	113
						112
1	-	A	-	21024-4	WASHER,LOCK (#8)STRIPPER	111
1	-	A	-	21899-4	WASHER,FLAT(φ5/16)SCREW ADJ	110
						109
1	-	A	-	21018-5	NUT, HEX (NO. 6)HOLDDOWN	108
1	-	A	-	21018-5	NUT, HEX (6-32)FEED ADJ	107
						106
						105
1	-	A	-	992031-1	PIN, CLEVIS	104
1	-	A	-	21009-2	SCR,SKT SET (1/4-20x.25 LW)RAM	103
2	-	A	-	21017-2	SCR,DRIVE (#2x.19)ID PLATE	102
1	-	A	-	6-23715-5	SCR,PAN HD (6-32x1.50)FEED ADJ	101
1	-	B	-	461264-1	PLATE, IDENTIFICATION	100
2	-	A	-	3-21002-0	SCR,BHC (10-32x.88)DRAG	99
1	-	A	-	22733-8	SCR,BHC (8-32x.38 LW)ANVIL	98
4	-	A	-	2-21002-9	SCR,BHC (10-32x.75)CAP	97
3	-	A	-	2-22733-8	SCR,BHC (1/4-20x.62)HOUSING	96
1	-	A	-	2-21002-7	SCR,BHC (10-32x.50)SG ADJ BLOCK	95
7	-	A	-	2-21002-2	SCR,BHC (8-32x.50)TERM H DWN	94
						93
2	-	A	-	1-21002-8	SCR,BHC (6-32x.50)SHEAR	92
1	-	A	-	1-21002-7	SCR,BHC (6-32x.38)CAM	91
						90
1	-	A	-	7-21000-9	SCR,SHC (4-40x.19)STRIPPER	89
						88
						87
1	-	A	-	2-22603-0	SCR,HEX HD (8-32x.31)FEED FINGER	86
2	-	A	-	1-21000-3	SCR,SHC (4-40x.25)F ST GUIDE	85
						84
2	-	A	-	3-21000-7	SCR,SHC (10-32x.75)FEED ROD GD	83
2	-	A	-	3-21000-6	SCR,SHC (10-32x.62)FD ADJ BLK	82
1	-	A	-	3-21000-4	SCR,SHC (10-32x.38)SG ADJ BL	81
1	-	A	-	3-21000-4	SCR,SHC (10-32x.38)PIVOT BLK	80
						79
REF	-	C	-	356467-1	GUARD	78
						77
						76
						75
						74
						73
1	-	A	-	458109-1	WASHER, SPECIAL	72
1	-	A	-	690517-1	SPACER	71
-1	U/M	DWG SIZE				

QTY	REF	U/M	DWG SIZE	PART NO	DESCRIPTION	ITEM NO
-1	-	B	-	22594-8	NUT, HEX (1/2-20)	70
1	-	B	-	240628-1	PLATE, ADJUSTMENT	69
1	-	B	-	240626-1	SHAFT, PIVOT	68
1	-	B	-	240633-1	BUSHING	67
1	-	A	-	455680-1	LEVER, INTERMEDIATE	66
1	-	B	-	240629-1	BLOCK, PIVOT	65
1	-	A	-	240632-2	SCREW, ADJ FEED ROD	64
1	-	B	-	240659-3	PIN, CAM ROLLER	63
1	-	B	-	240658-1	ROLLER, CAM	62
1	-	B	-	454398-2	ROD, FEED	61
1	-	A	-	454178-1	GUIDE, FEED ROD	60
1	-	C	-	454220-1	CAP, RAM	59
1	-	D	-	454485-1	HOUSING	58
						57
1	-	B	-	690542-2	PAWL, FEED	56
1	-	B	-	240624-1	PIN, FEED FINGER	55
1	-	B	-	691499-1	SPRING, FEED FINGER	54
1	-	B	-	690541-1	HOLDER, FEED FINGER	53
1	-	A	-	455679-1	LEVER, TERMINAL FEED ARM	52
						51
						50
						49
						48
1	-	B	-	690501-4	CAM, POST-FEED 1 5/8 ST	47
						46
1	-	A	-	690191-1	PLUG, NYLON	45
1	-	C	-	455673-1	RAM	44
1	-	A	-	690125-1	WASHER, LAMINATED	43
1	-	A	-	690124-1	WASHER, RAM	42
1	-	A	-	7-21002-9	BOLT, CRIMPER (5/16x1.00)	41
						40
1	-	A	-	1-23147-2	SPRING, COMPRESSION	39
1	-	A	-	690223-2	SPACER, INSULATION DISC	38
1	-	D	-	354777-1	WIRE DISC, PLASTIC	37
1	-	A	-	22480-5	WASHER, SPRING	36
1	-	B	-	690212-1	POST, RAM	35
1	-	B	-	356469-1	SUPPORT, SHEAR	34
1	-	B	-	356600-1	PLATE, BASE MODIFIED	33
1	-	A	-	690432-3	SCREW, ADJUSTMENT	32
1	-	A3	-	356735-1	DEPRESSOR, WIRE	31
1	-	B	-	455689-1	BLOCK, STRIP GUIDE ADJ	30
1	-	C	-	455671-1	PLATE, STRIP GUIDE	29
1	-	A3	-	356734-1	GUIDE, DEPRESSOR	28
2	-	A	-	1-22284-0	SPRING, DRAG	27
1	-	B	-	690546-1	LEVER, DRAG RELEASE	26
1	-	B	-	240792-1	DRAG, TERMINAL	25
1	-	D	-	8-690504-3	GUIDE, STRIP (REAR)	24
1	-	A	-	690438-1	GUIDE, STRIP (FRONT)	23
						22
						21
1	-	A	-	4-22284-9	SPRING, FEED RETURN	20
						19
						18
1	-	A3	-	318714-1	HOLD DOWN	17
1	-	C	-	356598-1	GUARD	16
1	-	B	-	318563-1	GUARD, CHIP, FRONT	15
1	-	B	-	356468-1	COVER	14
1	-	B	-	356461-1	SHEAR PLATE, WIRE	13
						12
1	-	A	-	5-22280-0	SPRING, SHEAR	11
1	-	B	-	690461-1	STOP, SHEAR	10
1	-	C	-	690459-1	HOLDER, SHEAR (FRONT)	9
1	-	C	-	1-454276-7	SHEAR, FLOAT (FRONT)	8
1	-	C	-	1-805840-0	ANVIL	7
						6
						5
						4
						3
						2
1	-	C	-	318542-2	CRIMPER, WIRE	1



- 1 RECOMMENDED SPARE PARTS.
- 2 GREASE LIGHTLY.
- 3 GUARD MUST BE IN PLACE WHEN OPERATING APPLICATOR IN A BENCH MACHINE.
- 4 LUBRICATE DAILY USING NO. 20 MACHINE OIL.
- 5 WITH WIRE TRIM FEATURE.
- 6 SET-UP ONLY.

LOC	A
DIST	66

DIMENSIONS IN INCHES. DO NOT SCALE PRINT. TOLERANCES UNLESS OTHERWISE SPECIFIED.		MACH REF MINI APPL	
DR	6-11-96	APP	6-11-96
M. OBRINE		J. STACHURA	
CHK	6-11-96	REL	-
C. ERISMAN			
NAME		SCALE	
SIDE FEED HDM APPLICATOR		D	
REVISION RECORD		DWG NO	
B	0150-7601-97	TB	3/97
A	REVISED	CE	7-96
P/F	LTR	APP	DATE
REMOVE BURRS, BREAK SHARP EDGES R.015 MAX		FIN	
		HT TR	
		FIN	
		AMP	
		AMP Incorporated	
		Harrisburg, PA 17105-3608	
		SHEET	
		1 OF 1	
		REV	
		B	

THIS DRAWING IS A CONTROLLED DOCUMENT FOR AMP INCORPORATED. IT IS SUBJECT TO CHANGE AND THE CONTROLLING ENGINEERING ORGANIZATION SHOULD BE CONTACTED FOR THE LATEST REVISION.

THIS INFORMATION IS CONFIDENTIAL AND IS DISCLOSED TO YOU ON CONDITION THAT NO FURTHER DISCLOSURE IS MADE BY YOU TO OTHER THAN AMP PERSONNEL WITHOUT WRITTEN AUTHORIZATION FROM AMP INCORPORATED, HARRISBURG, PA.