

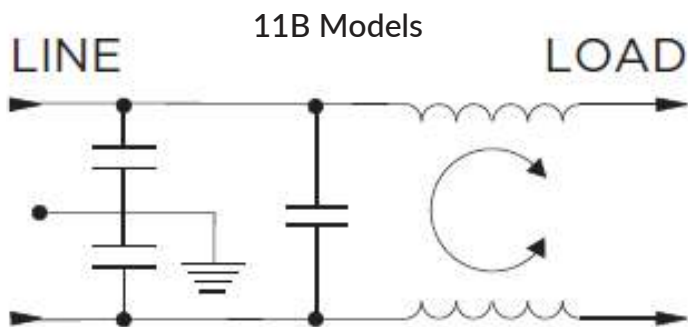
PC Board Mountable General Purpose RFI Filters

AMI-B11B/C Series

Metal Enclosure Single Phase Single Stage Series

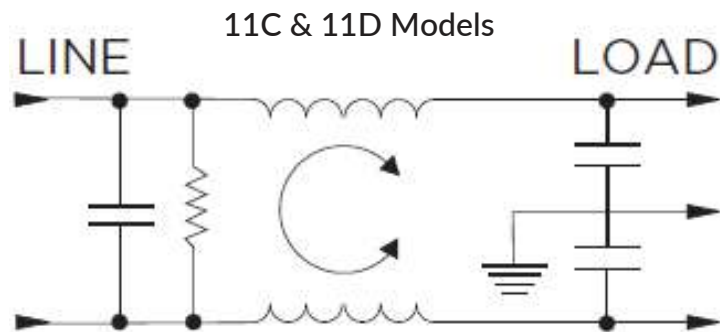
AMI Designation	Input/output Style	Current Rating	Inductance	Capacitance		Resistor	Leakage Current @ 120 VAC 60Hz/250 VAC 50 Hz	TIL	Case Style
				mH	Cx				
Available Part Numbers	PCBA Style			nF	pF		mA		
AMI-B11B-13-1-B	13	1	10	47	2200	0	0.13/0.21	001	A
AMI-B11B-13-3-B	13	3	2	47	2200	0	0.13/0.21	002	A
AMI-B11C-13-1-B-1	13	1	10	100	3000	1500	0.22/0.38	003	B
AMI-B11C-13-3-B-1	13	3	2	100	3000	1500	0.22/0.38	004	B
AMI-B11C-13-6-B-1	13	6	0.93	100	3000	1500	0.22/0.38	005	B
AMI-B11C-13-10-B-1	13	10	0.35	100	3000	1500	0.22/0.38	006	B
AMI-B11C-13-1-B-2	13	1	10	22	3000	3300	0.22/0.38	007	B
AMI-B11C-13-3-B-2	13	3	2	22	3000	3300	0.22/0.38	008	B
AMI-B11C-13-6-B-2	13	6	0.93	22	3000	3300	0.22/0.38	009	B
AMI-B11C-13-10-B-2	13	10	0.35	22	3000	3300	0.22/0.38	010	B

Electrical Schematic



PC Board Mountable General Purpose RFI Filters

Electrical Schematic



Specifications:

- Rated Voltage (max): 250 VAC
- Operating Frequency: 50/60 Hz
- Operating Current: 3 to 10 A
- Hi-pot Rating (one minute): Line to Ground: 2250 VDC
Line to Line: 1450 VDC
- Operating Ambient Temperature Range (at rated current I_r): -10°C to +40°C. In an ambient temperature (T_a) higher than +40°C the maximum operating current (I_o) is calculated as follows: $I_o = I_r \sqrt{[(85 - T_a) / 45]}$

PC Board Mountable General Purpose RFI Filters

Minimum Insertion Loss

Measured in closed 50 Ohm system

Common Mode/Asymmetrical (Line to Ground)

Current Rating	Frequency-MHz					
	.15	.5	1	5	10	30
<i>AMI-B11B</i>						
1A	30	40	40	42	45	45
3A	24	29	30	42	45	45
<i>AMI-B11C-13-X-B-2</i>						
1A	32	41	54	54	46	40
3A	18	28	35	41	40	40
6A	10	20	28	37	40	40
10A	5	14	19	27	33	40
<i>AMI-B11C-13-X-B-1</i>						
1A	32	41	54	54	46	40
3A	18	28	35	41	40	40
6A	10	20	28	37	40	40
10A	5	14	19	27	33	40

PC Board Mountable General Purpose RFI Filters

Minimum Insertion Loss

Measured in closed 50 Ohm system

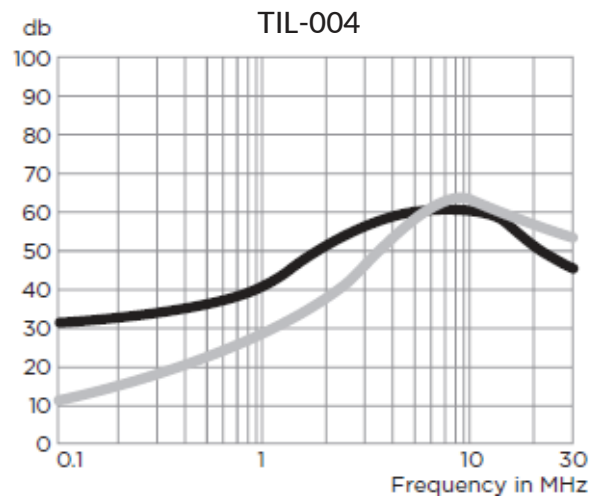
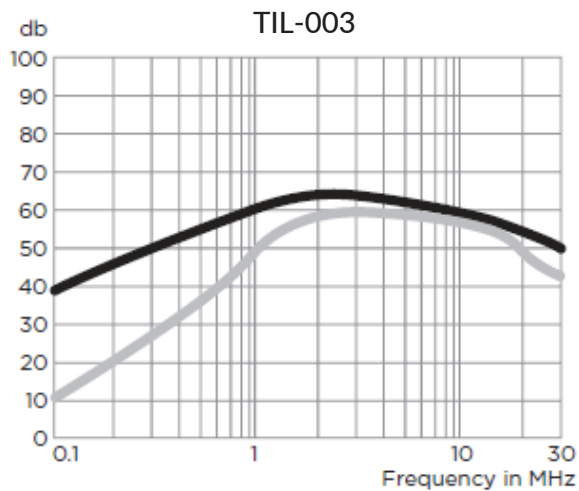
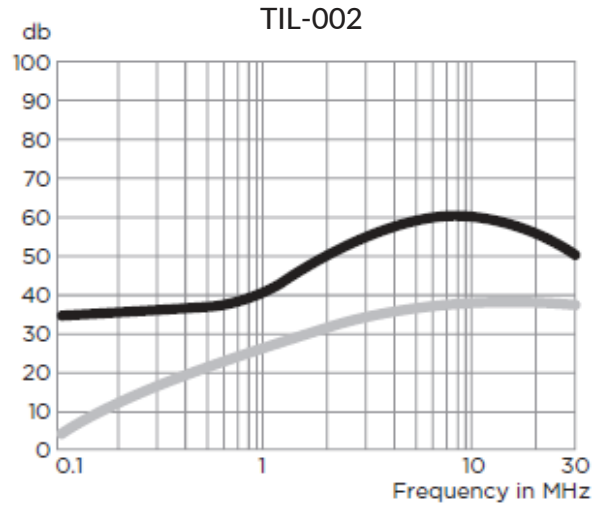
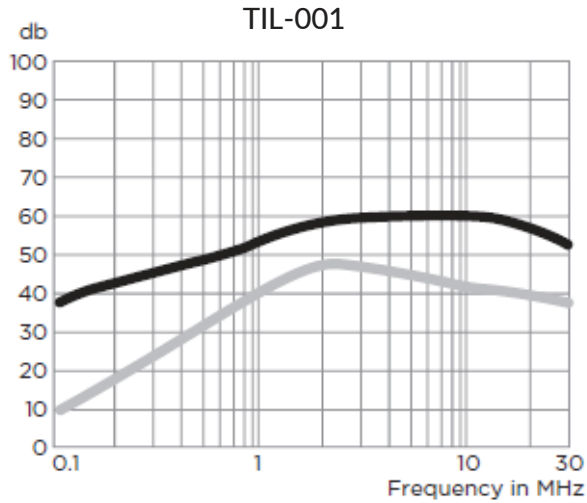
Differential Mode/Symmetrical (Line to Line)

Current Rating	Frequency-MHz					
	.15	.5	1	5	10	30
<i>AMI-B11B Models</i>						
1A	-	14	25	35	33	25
3A	-	14	15	31	34	25
<i>AMI-B11BB Models</i>						
1A	4	14	42	42	44	38
3A	4	14	24	38	38	38
6A	4	14	22	30	34	34
10A	6	16	22	40	50	45

<i>AMI-B11C Models</i>	.15	.5	1	2	4	10	20	30
1A	1	6	19	39	48	52	38	35
3A	1	4	9	9	28	41	36	35
6A	1	4	9	9	40	40	42	35
10A	1	4	9	9	14	35	42	35

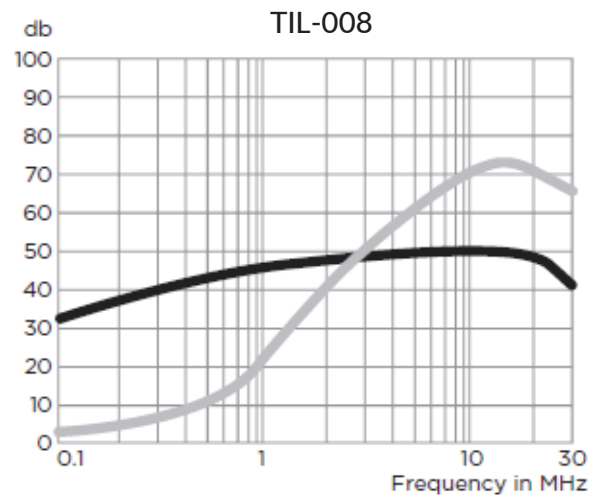
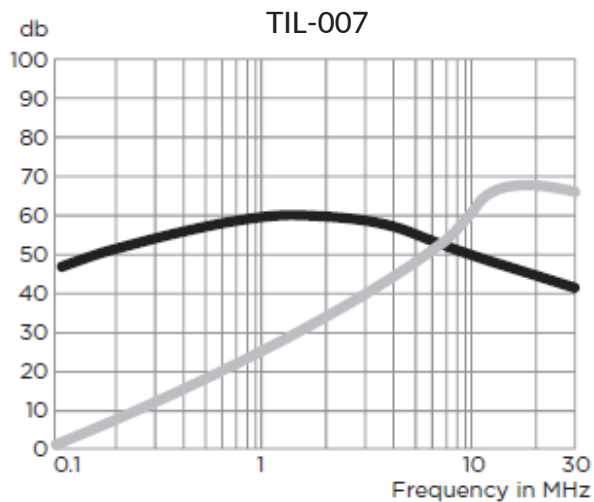
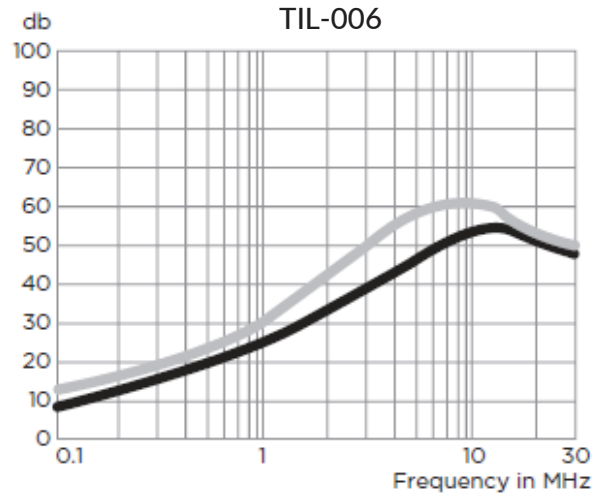
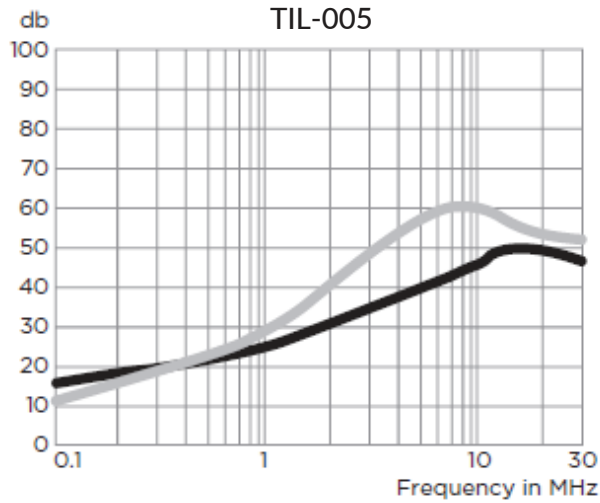
PC Board Mountable General Purpose RFI Filters

Performance Data Typical Insertion Loss



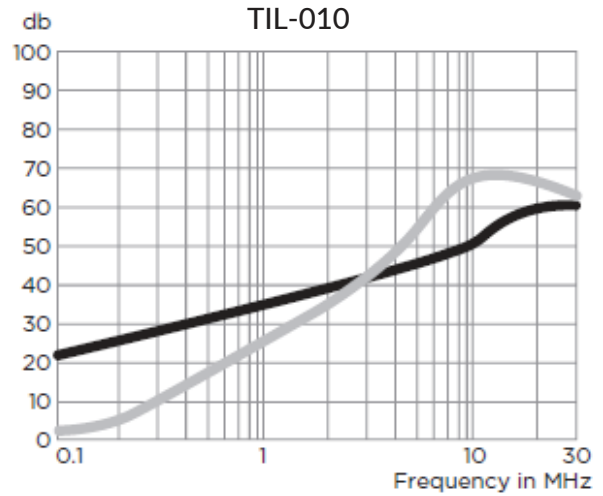
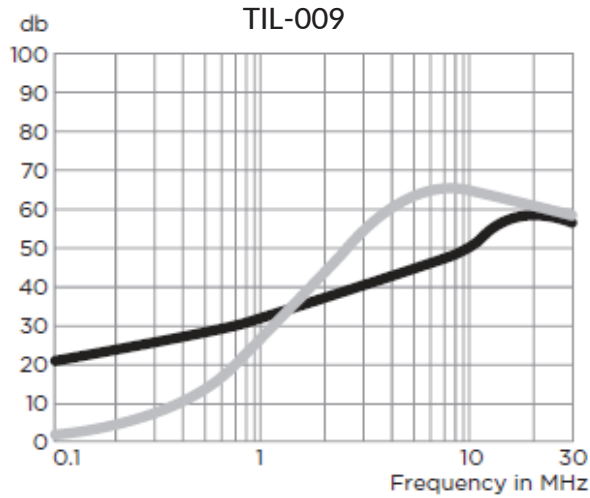
PC Board Mountable General Purpose RFI Filters

Performance Data Typical Insertion Loss



PC Board Mountable General Purpose RFI Filters

Performance Data Typical Insertion Loss

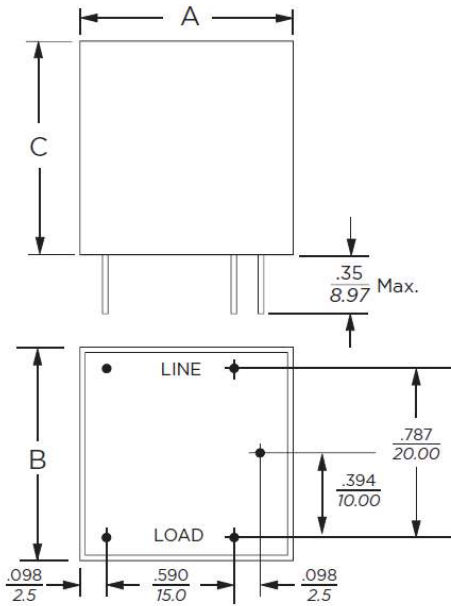


— Common Mode / Asymmetrical (L-G)
— Differential Mode / Symmetrical (L-L)

PC Board Mountable General Purpose RFI Filters

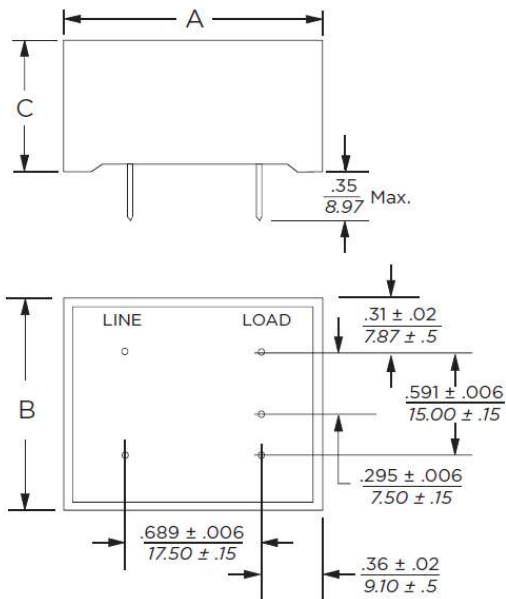
Case Styles

STYLE A



Typical Dimensions:
Pins (5): 0.025 [0.635] square

STYLE B



Typical Dimensions:
Pins (5): 0.025 [0.635] square

PC Board Mountable General Purpose RFI Filters

Mechanical Dimensions:

Model Number	A max	B max	C max
AMI-B11B-13-X-B	0.984"/25.0mm	0.984"/25.0mm	0.984"/25.0mm
AMI-B11C-13-X-B	1.44"/36.6mm	1.24"/31.5mm	0.95"/24.15mm
AMI-B11BB-13-X-B	1.44"/36.6mm	1.24"/31.5mm	0.78"/19.9mm