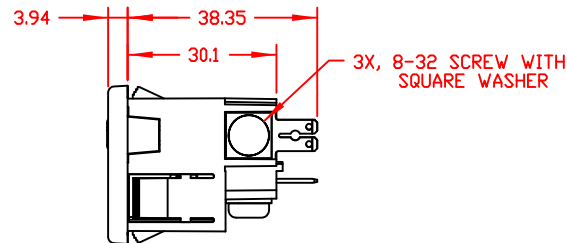
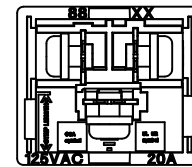


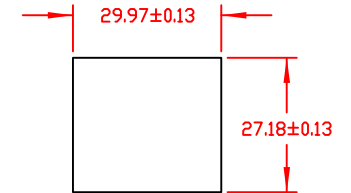
88231100, 88232100, & 88232300  
QUICK DISCONNECT CONTACTS



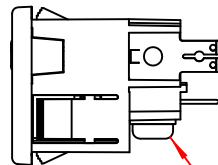
88231100



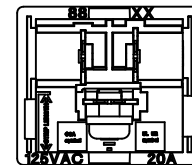
88231100



PANEL CUTOUT

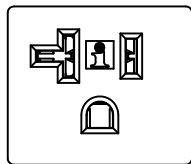


88232100 & 88232300  
8-32 GROUND SCREW WITH SQUARE WASHER

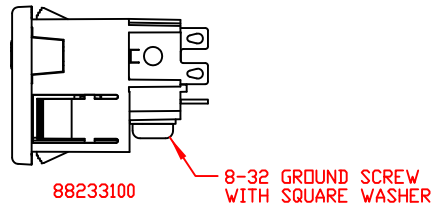


88232100 & 88232300

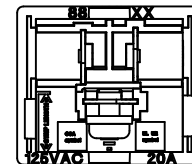
NOTES:  
1. PANEL THICKNESS RANGE .81mm TO 2.0mm (.032" TO .079"), THIS INCLUDES ANY FINISH, SUCH AS POWDER COAT.



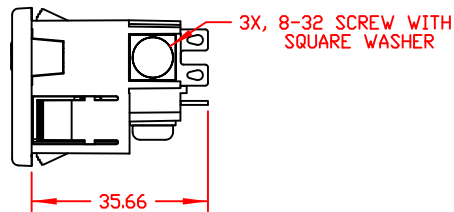
88233100 & 88234100  
SOLDER TAB CONTACTS



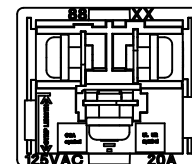
88233100



88233100



88234100



88234100

THIS DOCUMENT AND ITS CONTENTS ARE THE PROPRIETARY, CONFIDENTIAL PROPERTY OF INTERPOWER CORPORATION. NO USE OR COPIES MAY BE MADE WITHOUT WRITTEN PERMISSION FROM INTERPOWER.

DIMENSIONS IN: MM

TITLE BLACK and WHITE NEMA  
5-20 SNAP-IN ASSEMBLIES

DRAFT BY: BEM DATE: 9-30-13

PART 88231100, 88232100, 88232300,  
NUMBER: 88233100, 88234100

DRAFTING APPROVAL: SRK DATE: 9-30-13

MATERIAL:

DO NOT SCALE

INTERPOWER CORPORATION

SHEET 1 OF 1

2D 3D REV	CHANGE DESCRIPTION	DATE	BY
2 6	Added 88232300 to the specification.	2/06/18	DDF
1 6	INITIAL RELEASE	10/07/13	DDF