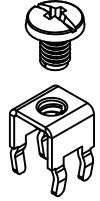
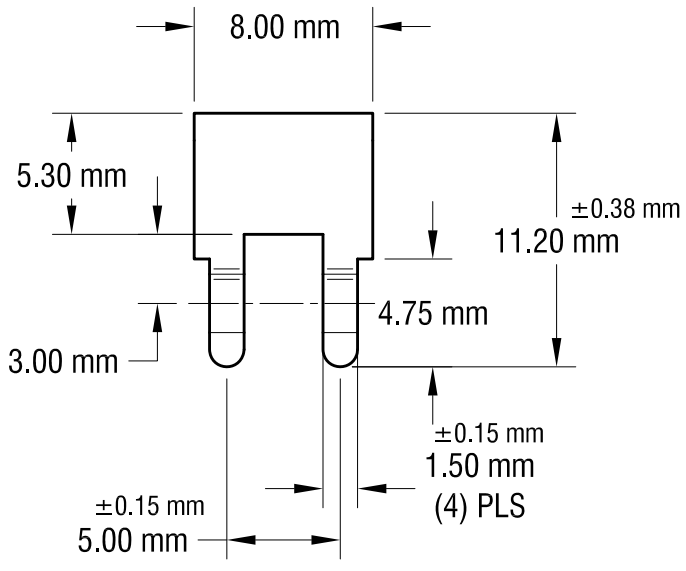
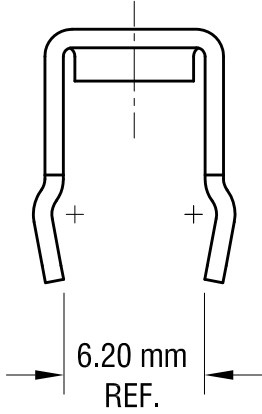
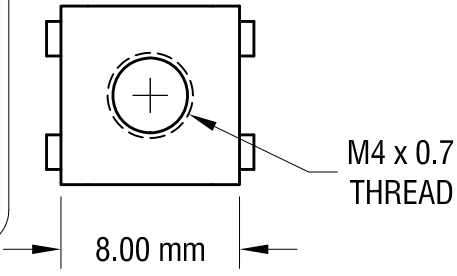
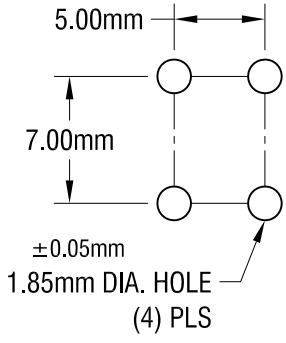


THIS DOCUMENT IS THE PROPERTY OF KEYSTONE ELECTRONICS CORP. AND SHALL NOT BE REPRODUCED, DISTRIBUTED OR USED AS A BASIS FOR MANUFACTURE WITHOUT PRIOR WRITTEN PERMISSION FROM KEYSTONE ELECTRONICS CORP.

ACTUAL SIZE



MOUNTING DETAIL



NOTE:

1. TERMINAL:

MAT'L - 0.81mm TH'K BRASS, MATTE TIN PLATE

SCREW : ONE (1) M4 x 0.7 x 6.35mm L.
(SUPPLIED LOOSE)

MAT'L - BRASS, NICKEL PLATE

HEAD OF SCREW IS POWDER COATED WITH COLOR AS INDICATED IN CHART.

2. ALL DIMENSIONS ARE IN MILLIMETERS.

PC SCREW TERMINAL WITH COLORED SCREW HEAD

PART NO.	HEAD COLOR	PART NO.	HEAD COLOR
7796-2	RED	7796-5	BLUE
7796-3	BLACK	7796-6	GREEN
7796-4	WHITE	7796-7	YELLOW

KEYSTONE ELECTRONICS CORP.

www.keyelco.com • NEW HYDE PARK, NY 11040 • Tel (516) 328-7500

PART NAME			
PC METRICK SCREW TERMINAL			
MATERIAL			
AS NOTED			
FINISH		DRN BY	DATE
AS NOTED		NT	6.03.15
		APP'D	SCALE
		LN	3X
TOLERANCES	INCH [MM]	CODE	DWG NO.
DECIMAL	± [± 0.25]	C	7796-2 - 7796-7
ANGULAR	± 1°		
UNLESS OTHERWISE SPECIFIED			

DATE	DESCRIPTION	REV.