




ARDUINO MKR RGB SHIELD

Code: ASX00010

84 LEDs at your service!




Write messages and add graphics with this shield.

A ready to use library with examples and methods is available for use to easily write static and scrollable text.


You can use this shield to show values from your board and is controllable from the Arduino IoT cloud. No need of solder, or special adapters, just plug the RGB matrix shield on top of your favourite MKR board and you are ready to go!

The mounted LED's are very dense and bright, with full RGB colours!

Don't miss our getting started guide that explains everything you need to use the shield!



LEDs	84 RGB APA102
Input Voltage	5V
Operating Voltage	3.3V
Maximum Current	2.5A
Communication	SPI
Length	61.5 mm
Width	27 mm
Weight	32 gr.



Schematics

The Arduino MKR RGB Shield is open-source hardware! You can build your own board using the following files:

[EAGLE FILES IN .ZIP](#)

[SCHEMATICS IN .PDF](#)

www.arduino.cc