



**Power Triple Lock**

TE Internal #: 5-2232263-3

Rectangular Power Connectors, Housing, Cap, Wire-to-Wire, 3 Position, 6 mm [.236 in] Centerline, Wire & Cable, UL 94V-0, Power Triple Lock

[View on TE.com >](#)

Connectors > Power Connectors > Rectangular Power > Rectangular Power Connectors > POWER TRIPLE LOCK: Glow Wire Cap



Rectangular Power Connector Type: **Housing**

Connector & Housing Type: **Cap**

Connector System: **Wire-to-Wire**

Number of Positions: **3**

Centerline (Pitch): **6 mm [.236 in]**

[All POWER TRIPLE LOCK: Glow Wire Cap \(44\)](#)

**Features**

**Product Type Features**

|                                   |              |
|-----------------------------------|--------------|
| Rectangular Power Connector Type  | Housing      |
| Connector & Housing Type          | Cap          |
| Connector System                  | Wire-to-Wire |
| Sealable                          | No           |
| Connector & Contact Terminates To | Wire & Cable |

**Configuration Features**

|                           |   |
|---------------------------|---|
| Number of Positions       | 3 |
| Number of Power Positions | 3 |
| Number of Rows            | 1 |

**Electrical Characteristics**

|                   |         |
|-------------------|---------|
| Operating Voltage | 600 VDC |
|-------------------|---------|

**Body Features**



|                  |      |
|------------------|------|
| Cable Exit Angle | 180° |
|------------------|------|

|                         |   |
|-------------------------|---|
| Connector & Keying Code | A |
|-------------------------|---|

### Contact Features

|                |        |
|----------------|--------|
| Contact Layout | Inline |
|----------------|--------|

|                                  |         |
|----------------------------------|---------|
| Contact Retention Within Housing | Without |
|----------------------------------|---------|

|              |     |
|--------------|-----|
| Contact Type | Tab |
|--------------|-----|

### Termination Features

|                                    |       |
|------------------------------------|-------|
| Termination Method to Wire & Cable | Crimp |
|------------------------------------|-------|

### Mechanical Attachment

|                     |      |
|---------------------|------|
| Panel Mount Feature | With |
|---------------------|------|

|                          |         |
|--------------------------|---------|
| Panel Mount Feature Type | Latches |
|--------------------------|---------|

|                         |             |
|-------------------------|-------------|
| Connector Mounting Type | Panel Mount |
|-------------------------|-------------|

### Housing Features

|                    |                |
|--------------------|----------------|
| Centerline (Pitch) | 6 mm [.236 in] |
|--------------------|----------------|

|               |      |
|---------------|------|
| Housing Color | Gray |
|---------------|------|

|                  |          |
|------------------|----------|
| Housing Material | Nylon GF |
|------------------|----------|

### Dimensions

|                               |                           |
|-------------------------------|---------------------------|
| Panel Thickness (Recommended) | 1 – 2 mm [.039 – .079 in] |
|-------------------------------|---------------------------|

|                  |          |
|------------------|----------|
| Connector Height | 14.95 mm |
|------------------|----------|

### Usage Conditions

|                             |                             |
|-----------------------------|-----------------------------|
| Operating Temperature Range | -55 – 140 °C [-67 – 284 °F] |
|-----------------------------|-----------------------------|

### Operation/Application

|                     |       |
|---------------------|-------|
| Circuit Application | Power |
|---------------------|-------|

### Identification Marking

|                                |      |
|--------------------------------|------|
| Circuit Identification Feature | With |
|--------------------------------|------|

### Industry Standards

|           |            |
|-----------|------------|
| UL Rating | Recognized |
|-----------|------------|

|                 |         |
|-----------------|---------|
| Agency/Standard | UL, VDE |
|-----------------|---------|

|                    |           |
|--------------------|-----------|
| Approved Standards | UL E28476 |
|--------------------|-----------|

|                        |          |
|------------------------|----------|
| UL Flammability Rating | UL 94V-0 |
|------------------------|----------|

|                  |                           |
|------------------|---------------------------|
| Glow Wire Rating | GWT 750°C (Without Flame) |
|------------------|---------------------------|

## Packaging Features

|                  |        |
|------------------|--------|
| Packaging Method | Carton |
|------------------|--------|

## Other

|                          |                                       |
|--------------------------|---------------------------------------|
| Power Connectors Comment | Complies with IEC 61984 Specification |
|--------------------------|---------------------------------------|

## Product Compliance




[For compliance documentation, visit the product page on TE.com>](#)

|   |   |
|---|---|
| EU RoHS Directive 2011/65/EU                  | Compliant   |
| EU ELV Directive 2000/53/EC                   | Compliant   |
| China RoHS 2 Directive MIIT Order No 32, 2016 | No Restricted Materials Above Threshold   |
| EU REACH Regulation (EC) No. 1907/2006        | Current ECHA Candidate List: JUNE 2023 (235)<br>Candidate List Declared Against: JUNE 2023 (235)<br>Does not contain REACH SVHC |
| Halogen Content                               | Not Low Halogen - contains Br or Cl > 900 ppm.  |
| Solder Process Capability                     | Not reviewed for solder process capability  |

### Product Compliance Disclaimer

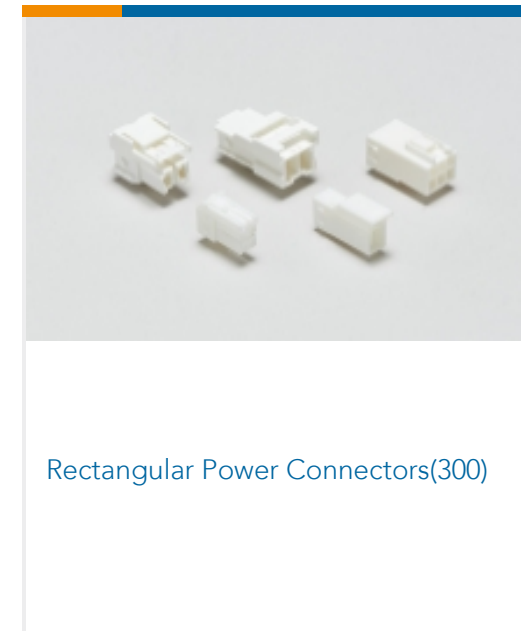
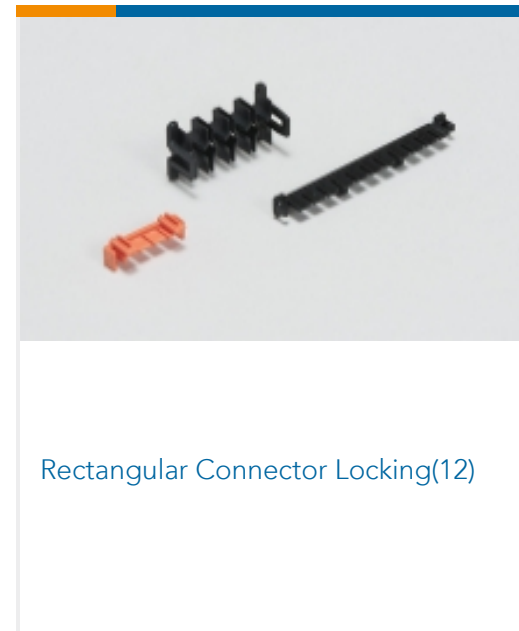
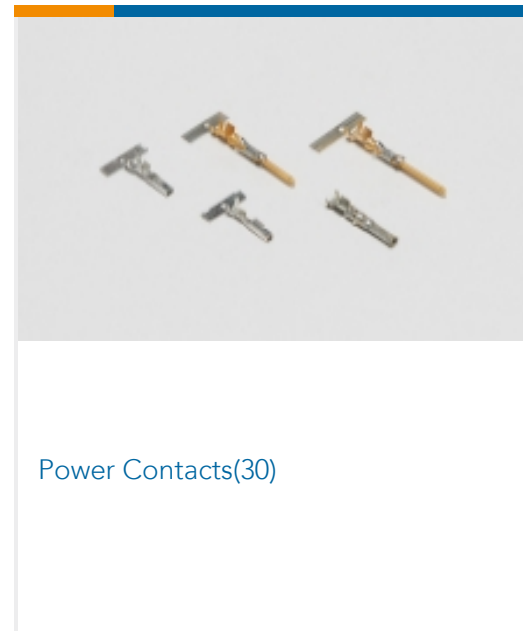
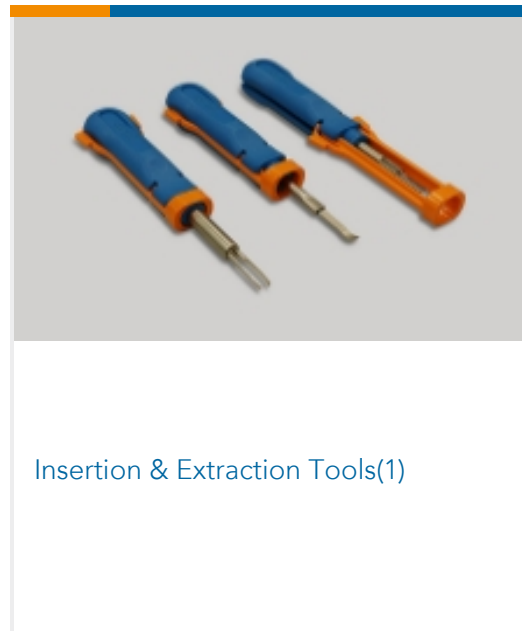
This information is provided based on reasonable inquiry of our suppliers and represents our current actual knowledge based on the information they provided. This information is subject to change. The part numbers that TE has identified as EU RoHS compliant have a maximum concentration of 0.1% by weight in homogenous materials for lead, hexavalent chromium, mercury, PBB, PBDE, DBP, BBP, DEHP, DIBP, and 0.01% for cadmium, or qualify for an exemption to these limits as defined in the Annexes of Directive 2011/65/EU (RoHS2). Finished electrical and electronic equipment products will be CE marked as required by Directive 2011/65/EU. Components may not be CE marked. Additionally, the part numbers that TE has identified as EU ELV compliant have a maximum concentration of 0.1% by weight in homogenous materials for lead, hexavalent chromium, and mercury, and 0.01% for cadmium, or qualify for an exemption to these limits as defined in the Annexes of Directive 2000/53/EC (ELV). Regarding the REACH Regulation, the information TE provides on SVHC in articles for this part number is based on the latest European Chemicals Agency (ECHA) 'Guidance on requirements for substances in articles' posted at this URL: <https://echa.europa.eu/guidance-documents/guidance-on-reach>

## Compatible Parts

|  |  |  |  |
|--|--|--|--|
|  <p>TE Part # 1971777-3<br/>PTL TPA HIGH TEMP 1 x 3 BLACK</p> |  <p>TE Part # CAT-P87074-T111<br/>Tab Contact — POWER TRIPLE LOCK</p> |  <p>TE Part # 1-1971772-3<br/>PTL 1X3 CAP PANEL MT STD TEMP KEY A NAT</p> |  <p>TE Part # 1971789-1<br/>CPA</p> |
|--|--|--|--|



## Also in the Series | Power Triple Lock



## Customers Also Bought



## Documents

### Product Drawings

[PTL 1X3 CAP PANEL MT GLW WIRE KEY A DGR](#)

English

### CAD Files

[3D PDF](#)

3D

Customer View Model

[ENG\\_CVM\\_CVM\\_5-2232263-3\\_B.2d\\_dxf.zip](#)

English

Customer View Model

[ENG\\_CVM\\_CVM\\_5-2232263-3\\_B.3d\\_igs.zip](#)

English

Customer View Model

[ENG\\_CVM\\_CVM\\_5-2232263-3\\_B.3d\\_stp.zip](#)



English

By downloading the CAD file I accept and agree to the [Terms and Conditions](#) of use.

### Datasheets & Catalog Pages

[1-1773734-9 TE Power Triple Lock Quick Reference Guide - German](#)

German

[9-1773465-1 Power Triple Lock QRG](#)

English

### Product Specifications

[Application Specification](#)

English

### Product Environmental Compliance

[MD\\_5-2232263-3\\_061320181031\\_dmtec](#)

English

[MD\\_5-2232263-3\\_061320181031\\_dmtec](#)

English

### Agency Approvals

[VDE Certificate](#)

English

[VDE Certificate](#)

English