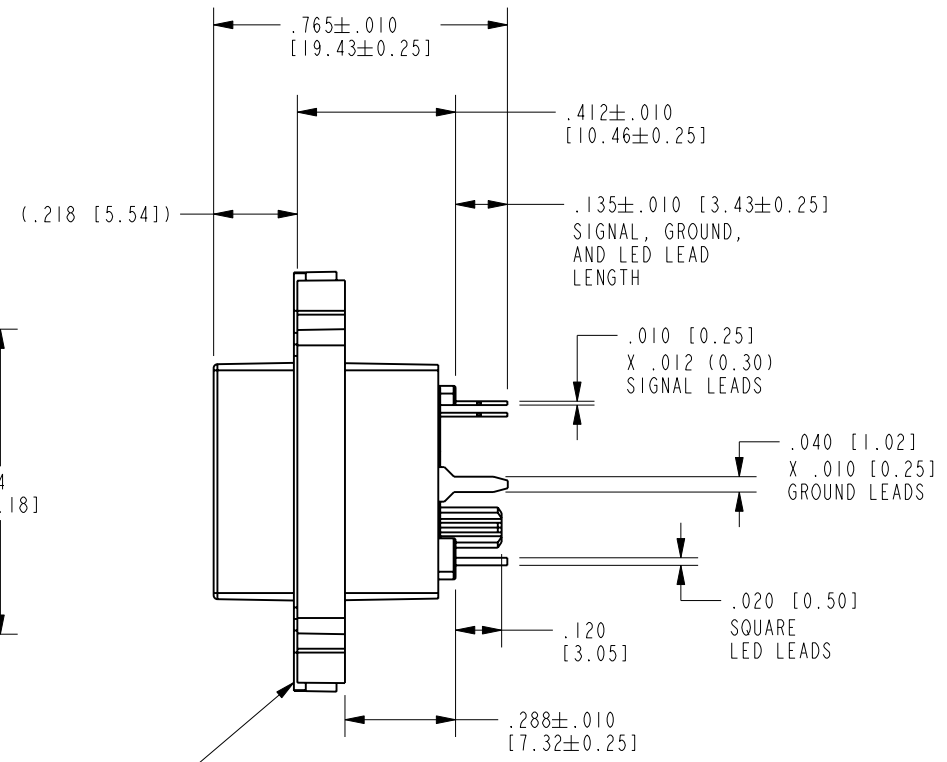
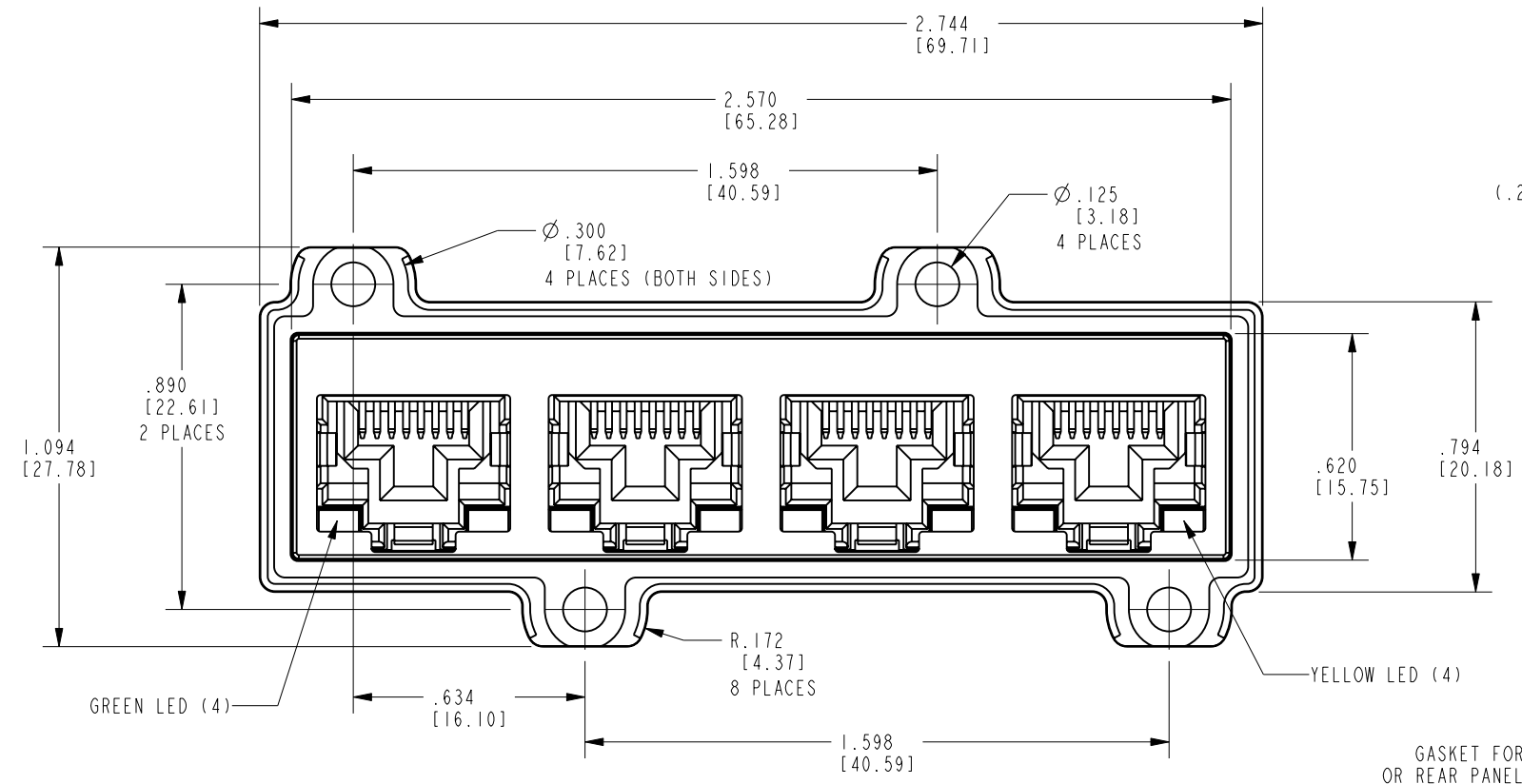
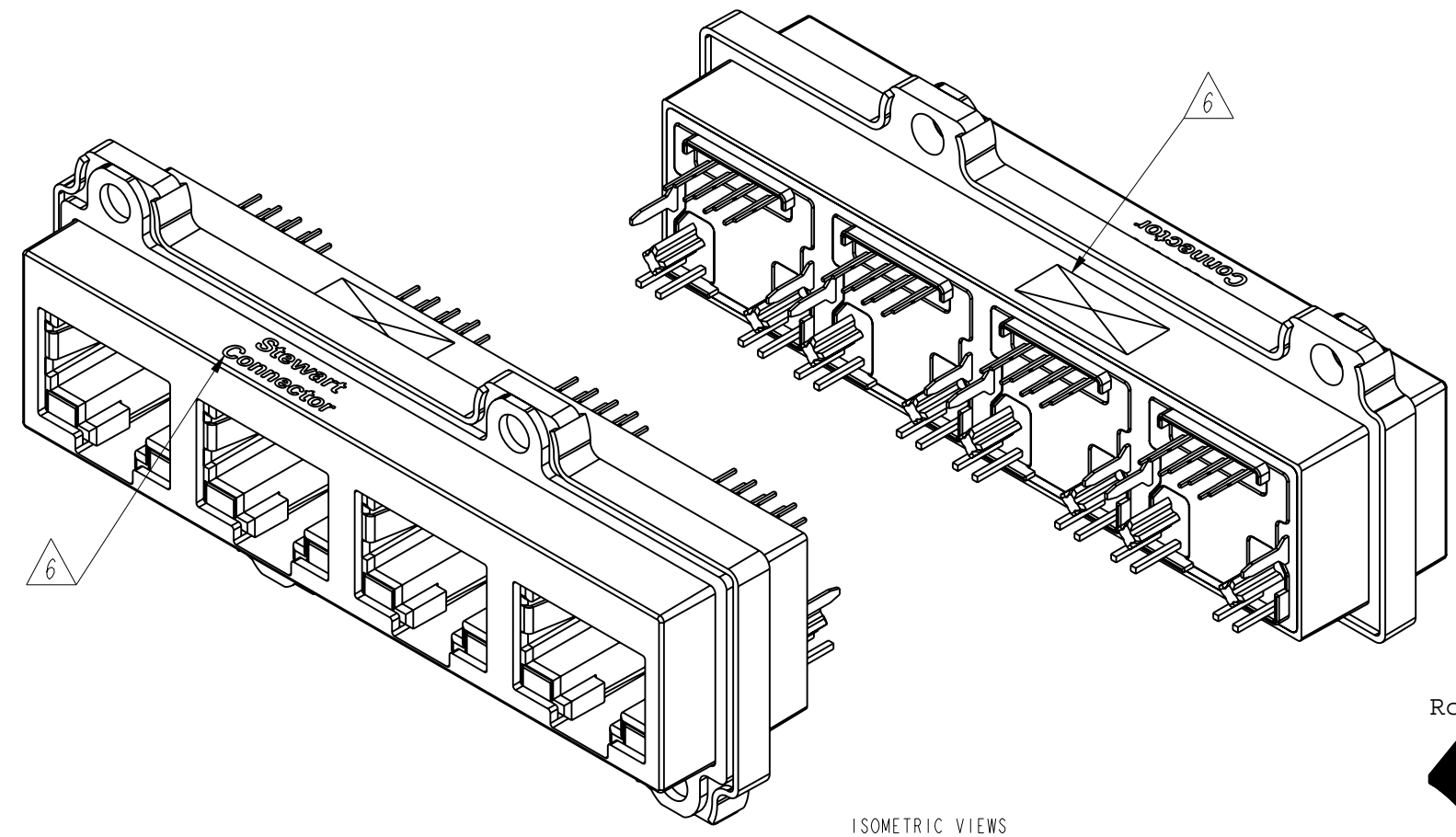


DATE	REV.	ECN	APP'D BY
4-21-17	A1	10984	ADB
4-27-17	A2	10989	ADB
12-22-17	A3	11180	ADB
9-11-18	B0	11289	ADB
05-24-22	B1	11988	GWL



- NOTES:
- CONNECTOR MATERIALS:  
HOUSING/INSERT: THERMOPLASTIC UL94 V-0  
SHIELD: ZINC DIE-CAST ALLOY  
SHIELD PLATING: TIN OVER COPPER  
CONTACTS: COPPER ALLOY  
CONTACT PLATING: SEE TABLE BELOW  
GASKET: SILICONE RUBBER  
SILICONE SEALING COMPOUND IN REAR OF JACK
  - PRODUCT INTENDED FOR CATEGORY 6 APPLICATIONS.
  - DIMENSIONS AND TOLERANCES COMPLY WITH TIA-1096 STANDARD.
  - REFERENCE PRODUCT SPECIFICATION PR042-01.
  - ENVIRONMENTAL PERFORMANCE PER IEC 60529 CODE IP67, FOR CONNECTOR AND PANEL INTERFACE. REFER TO INSTRUCTION SHEET MN600001 FOR INSTALLATION GUIDELINES.
  - PRODUCT MARKED WITH COMPANY LOGO, PART NUMBER, AND MANUFACTURING DATE / LOCATION IN AREAS AS SHOWN.

50 MICRO-INCHES [1.27um] AU	SS-60400-007
CONTACT PLATING IN MATING AREA	PART NUMBER



ISOMETRIC VIEWS



THIRD ANGLE PROJECTION

DO NOT SCALE DRAWING  
DRAWING IS SUBJECT TO CHANGE WITHOUT NOTICE

DIMENSIONS: INCHES [METRIC]

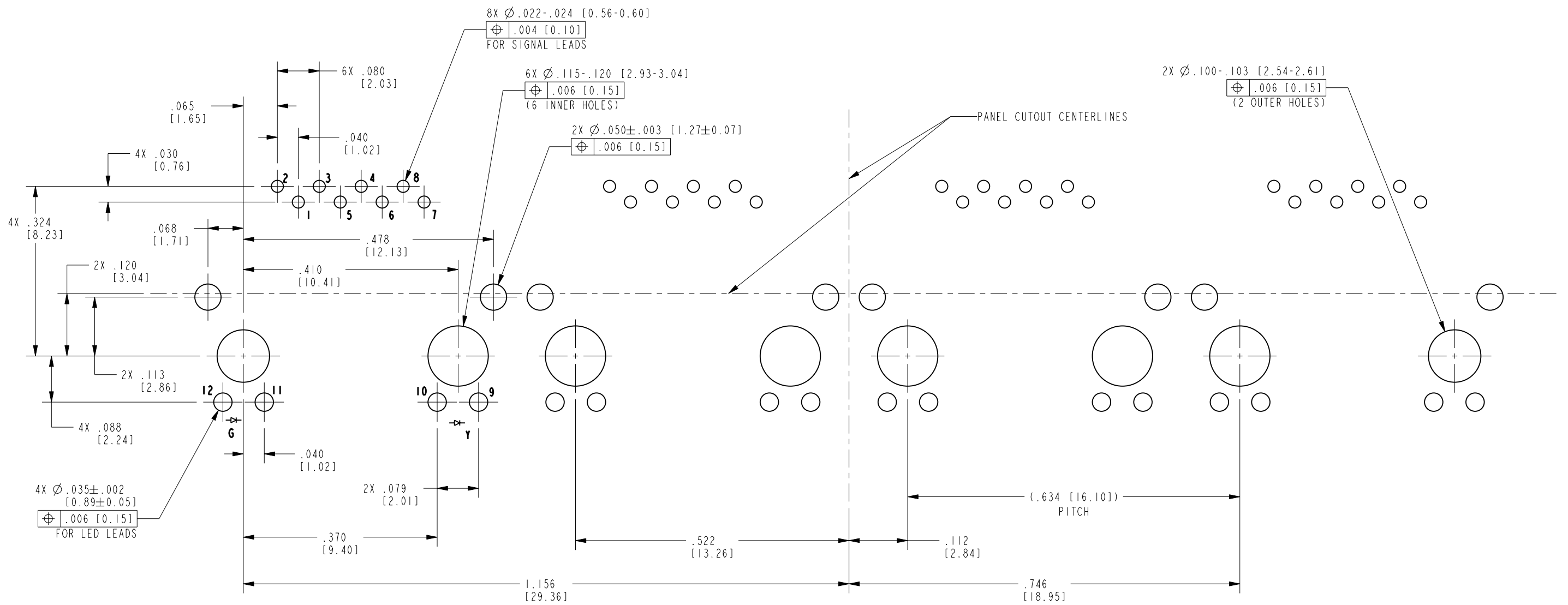
UNLESS OTHERWISE SPECIFIED  
TOLERANCES ARE ±.005 [0.13]  
ANGLES ARE ±1°

SHEET NO.  
1 OF 3

11118 Susquehanna Trail South  
Glen Rock, PA 17327-9199  
(717) 235-7512  
<http://www.stewartconnector.com>

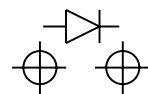
TITLE: VERTICAL CAT 6 SEALJACK, 4 PORT, WITH LEDS AND THROUGH-HOLE MOUNTING

DRN BY:	ADB	DATE	10-22-15
APPD BY:	DHG	DATE	10-23-15
DWG. NO.	CT600159	REV.	B1



RECOMMENDED P.C.B. LAYOUT (COMPONENT SIDE OF BOARD)  
 SCALE 5.000  
 ALL CENTERLINE DIMENSIONS ARE BASIC (PATTERN REPEATS 4 TIMES AS SHOWN)

LED POLARITY  
 (ENLARGED VIEW)

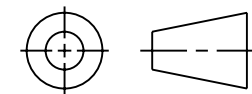


LED SPECIFICATION			
STANDARD LED	WAVELENGTH	FORWARD V (MAX)	*(TYP)
GREEN	565 nm	2.5 V	2.2 V
YELLOW	590 nm	2.5 V	2.1 V

\*WITH A FOWARD CURRENT OF 20 mA (TYP)



THIRD ANGLE PROJECTION



11118 Susquehanna Trail South  
 Glen Rock, PA 17327-9199  
 (717) 235-7512

<http://www.stewartconnector.com>

DO NOT SCALE DRAWING  
 DRAWING IS SUBJECT TO  
 CHANGE WITHOUT NOTICE

TITLE: VERTICAL CAT 6 SEALJACK, 4 PORT,  
 WITH LEDS AND THROUGH-HOLE MOUNTING

DIMENSIONS: INCHES [METRIC]  
 UNLESS OTHERWISE SPECIFIED  
 TOLERANCES ARE ±.005 [0.13]  
 ANGLES ARE ±1°

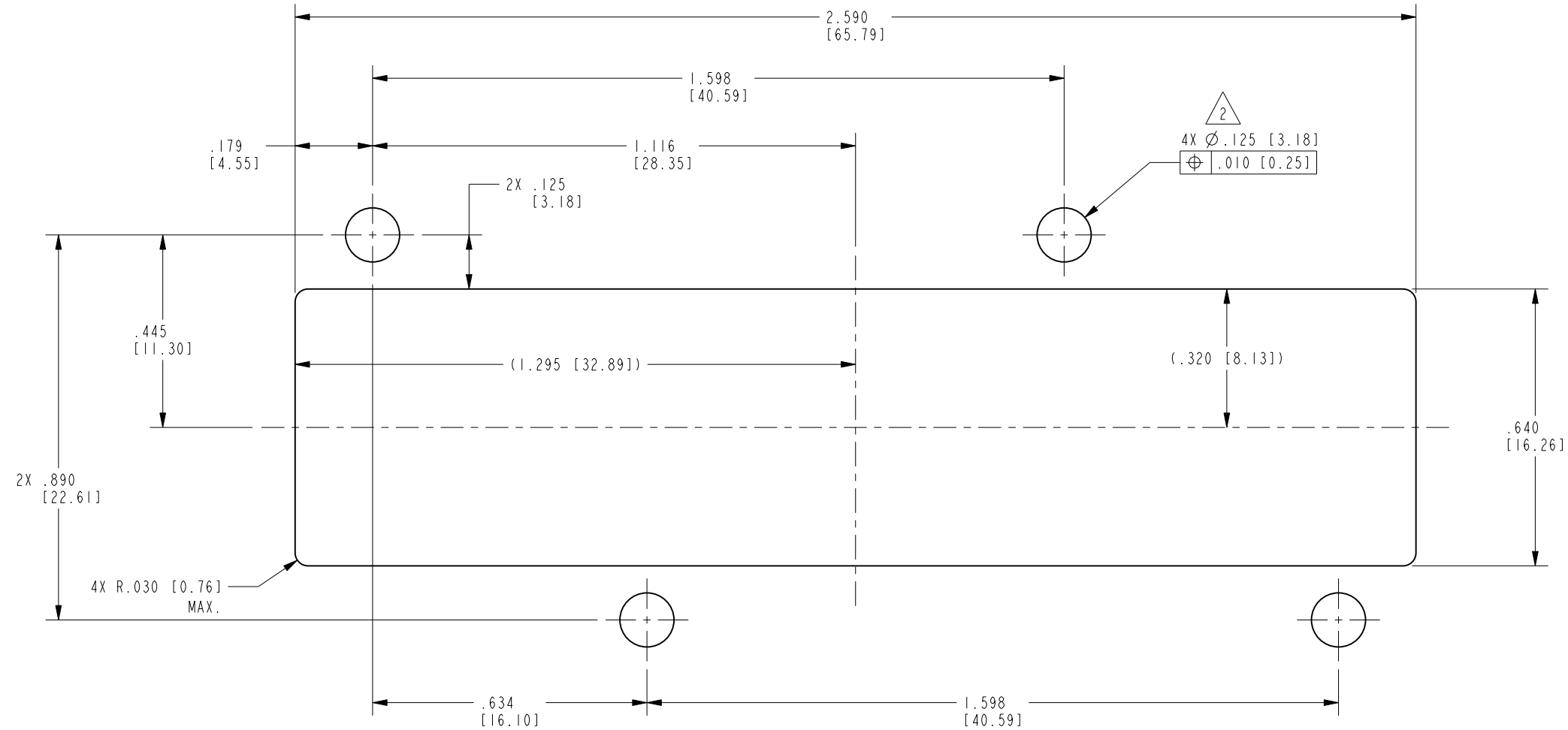
THIS DRAWING AND THE SUBJECT MATTER SHOWN THEREON  
 ARE CONFIDENTIAL AND THE PROPRIETARY PROPERTY OF  
 STEWART CONNECTOR AND SHALL NOT BE REPRODUCED,  
 COPIED, OR USED IN ANY MANNER WITHOUT PRIOR WRITTEN  
 CONSENT OF STEWART CONNECTOR. ONE OR MORE U.S. PATENTS  
 MAY APPLY TO THIS PRODUCT. FOR DETAILS, PLEASE  
 VISIT: [HTTP://BELFUSE.COM/STEWART/STEWART\\_PATENTS/](http://BELFUSE.COM/STEWART/STEWART_PATENTS/)

DRN BY:	ADB	DATE	10-22-15
APPD BY:	DHG	DATE	10-23-15
DWG. NO.	CT600159	REV.	B1

SHEET NO.  
 2 OF 3

B

B



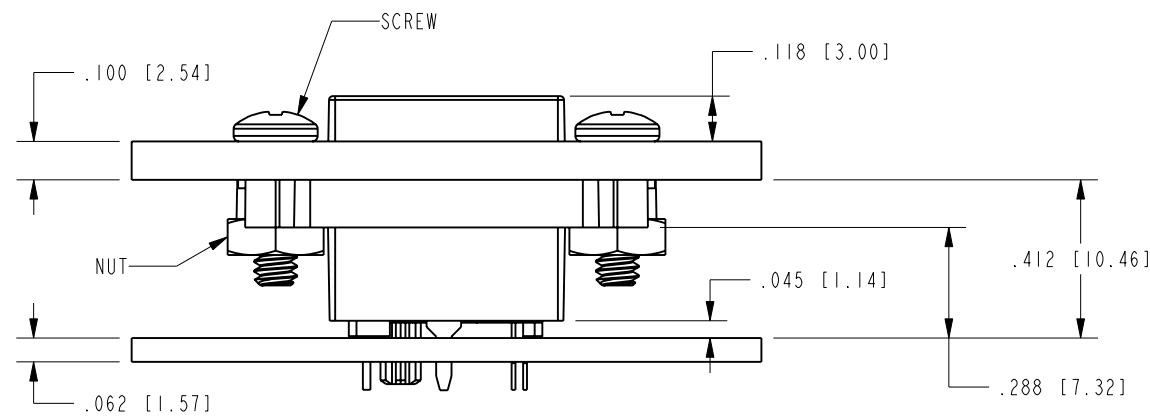
RECOMMENDED PANEL LAYOUT (FRONT OF PANEL)  
SCALE 3.000  
ALL CENTERLINE DIMENSIONS ARE BASIC

NOTES:

- IF MOUNTING MULTIPLE CONNECTORS SIDE-BY-SIDE, THE SUGGESTED SPACING (PITCH) IS AT LEAST 2.8 INCHES [71 mm]. CONNECTORS CAN BE NESTED VERTICALLY ON THE SAME CENTERLINE AXIS, WHICH REQUIRES A VERTICAL PITCH OF .98 INCHES [25 mm]. THIS PITCH MAY NEED INCREASED DEPENDING ON THE FASTENERS USED FOR MOUNTING.
- △ INDICATED HOLES ARE CLEARANCE FOR THROUGH FASTENERS. PANEL MAY USE THREADED HOLES - SEE INSTRUCTION SHEET MN600001 FOR MORE DETAILS ON MOUNTING OPTIONS.

A

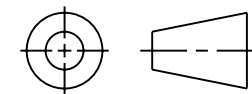
A



SIDE VIEW - SHOWN WITH .100" PANEL AND .062" BOARD FOR REFERENCE ONLY  
TYPICAL FASTENERS SHOWN (#4-40 X 3/8 LONG PAN HEAD SCREW WITH HEX NUT ON REAR OF DIECAST)  
SCALE 2.000  
(SHOWN WITH GASKET IN FULLY COMPRESSED STATE)



THIRD ANGLE PROJECTION



11118 Susquehanna Trail South  
Glen Rock, PA 17327-9199  
(717) 235-7512

<http://www.stewartconnector.com>

DO NOT SCALE DRAWING  
DRAWING IS SUBJECT TO  
CHANGE WITHOUT NOTICE

TITLE: VERTICAL CAT 6 SEALJACK, 4 PORT,  
WITH LEDS AND THROUGH-HOLE MOUNTING

DIMENSIONS: INCHES [METRIC]  
UNLESS OTHERWISE SPECIFIED  
TOLERANCES ARE ±.005 [0.13]  
ANGLES ARE ±1°

THIS DRAWING AND THE SUBJECT MATTER SHOWN THEREON  
ARE CONFIDENTIAL AND THE PROPRIETARY PROPERTY OF  
STEWART CONNECTOR AND SHALL NOT BE REPRODUCED,  
COPIED, OR USED IN ANY MANNER WITHOUT PRIOR WRITTEN  
CONSENT OF STEWART CONNECTOR. ONE OR MORE U.S. PATENTS  
MAY APPLY TO THIS PRODUCT. FOR DETAILS, PLEASE  
VISIT: [HTTP://BELFUSE.COM/STEWART/STEWART\\_PATENTS/](http://BELFUSE.COM/STEWART/STEWART_PATENTS/)

DRN BY:	ADB	DATE	10-22-15
APPD BY:	DHG	DATE	10-23-15
DWG. NO.	CT600159	REV.	B1

SHEET NO.  
3 OF 3