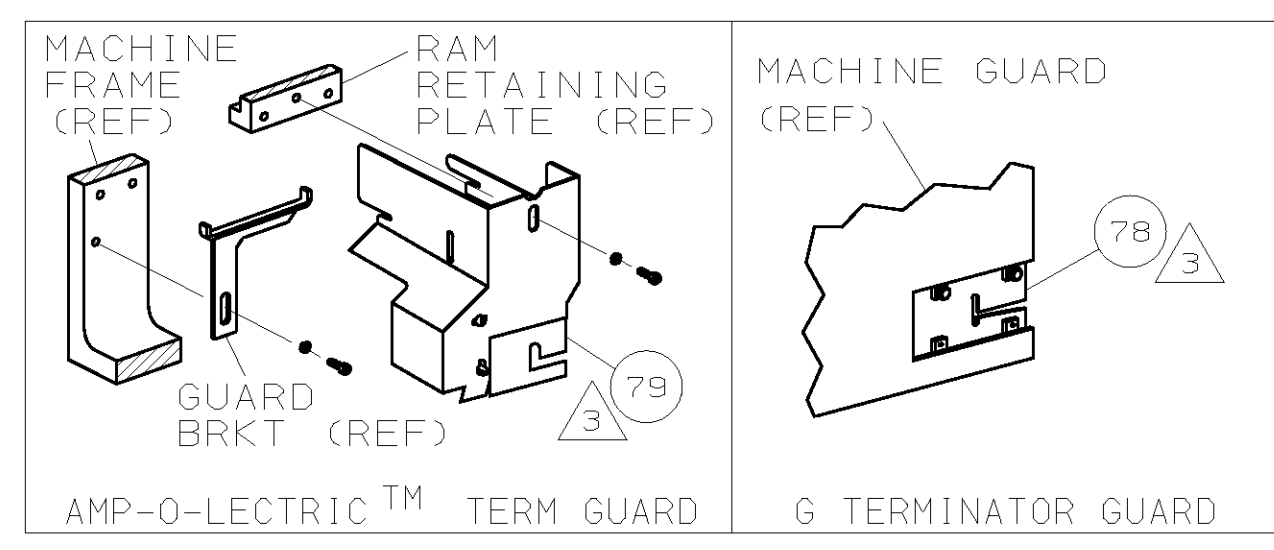


PART NUMBER	REV	FIRST USED
687687-1	B	122500-1
687687-2	C	SUPER BY -4
687687-3	D	354500-1
687687-4	D	565435-5

OBS

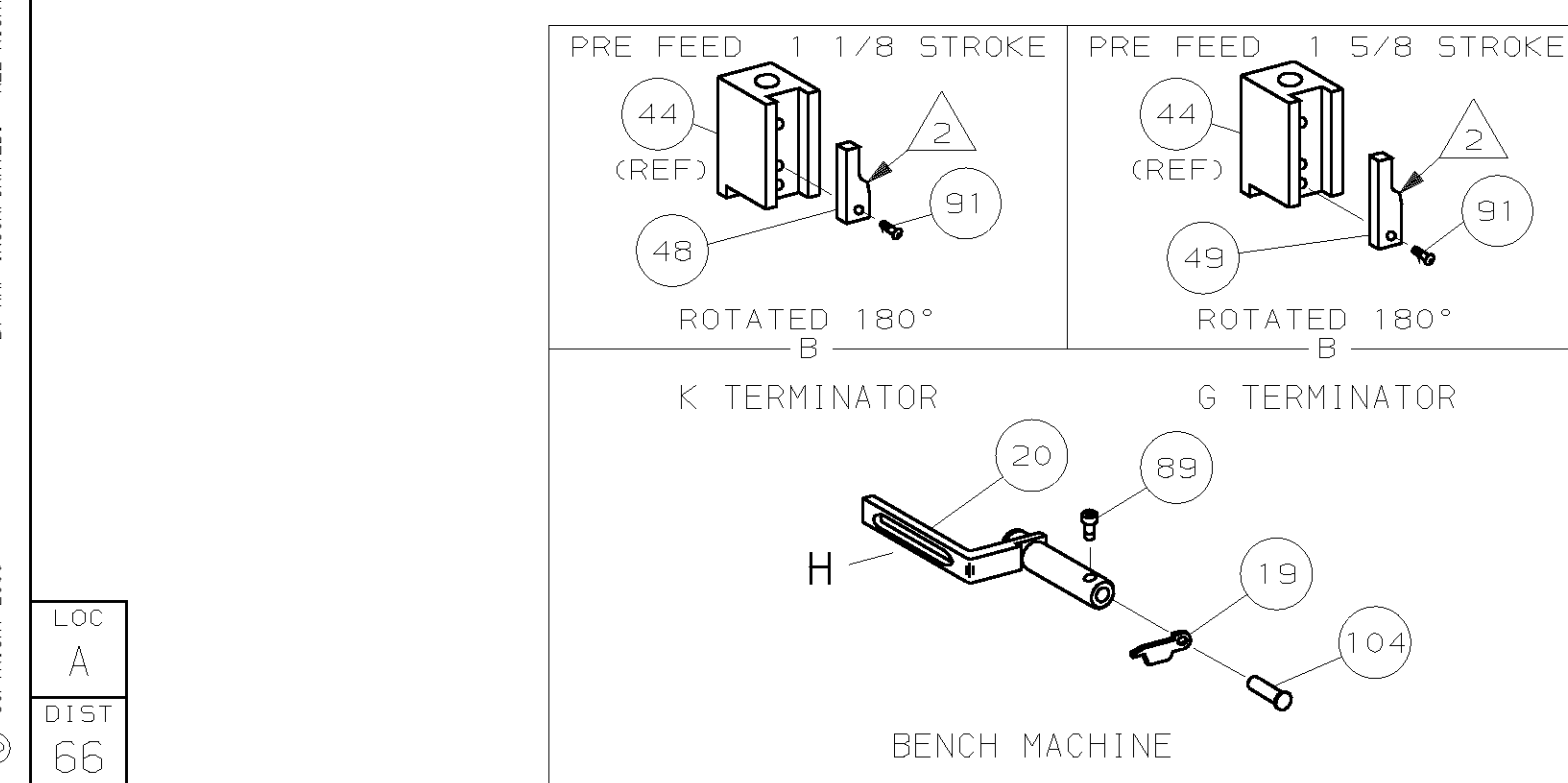
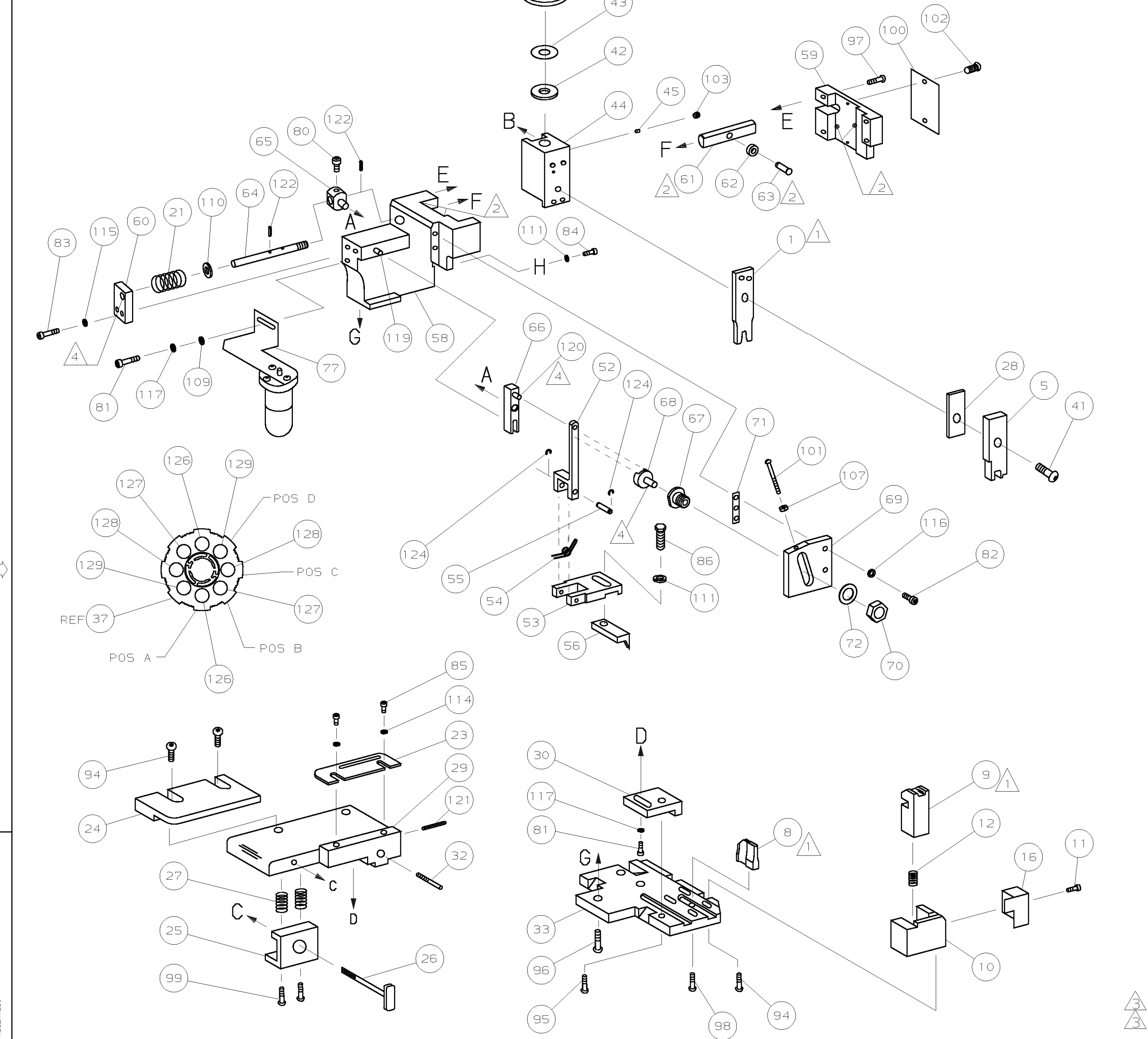


TERMINAL NAME: TAB, SPECIAL; RING		CRIMPING DATA			
TAB	RING	PAD LTR	CRIMP HEIGHT	WIRE SIZE	
61684	640189	A	CRIMP UNTIL TIGHT	△ 7 △ 8	△ 6
		B	CRIMP UNTIL TIGHT	△ 7 △ 8	△ 6
		C	CRIMP UNTIL TIGHT	△ 7 △ 8	△ 6
		D	CRIMP UNTIL TIGHT	△ 7 △ 8	△ 6
CRIMP	SIZE	TYPE	RANGE		
WIRE	.0620 [1.57mm]	F	TINSEL WIRE		
INSUL	-	-	.030-.035 △ 7		
WIRE STRIP LENGTH	TERM APPL SPEC	FEED	APPL INSTRUCTION	SET UP GAGE	LAYOUT
-	114-2084	.290	408-8040	458637-1	579

-3	BENCH MODEL G	MECH PRE FEED
-4	BENCH MODEL K	MECH PRE FEED

REF	REF					
REF	REF	-	B	22594-8	NUT, HEX (1/2-20)	70
REF	REF	-	B	240628-1	PLATE, ADJUSTMENT	69
REF	REF	-	B	240626-1	SHAFT, PIVOT	68
REF	REF	-	B	240633-1	BUSHING	67
REF	REF	-	A	455680-1	LEVER, INTERMEDIATE	66
REF	REF	-	B	240629-1	BLOCK, PIVOT	65
REF	REF	-	A	240632-2	SCREW, ADJ FEED ROD	64
REF	REF	-	B	240659-3	PIN, CAM ROLLER	63
REF	REF	-	B	240658-1	ROLLER, CAM	62
REF	REF	-	B	454398-2	ROD, FEED	61
REF	REF	-	A	454178-1	GUIDE, FEED ROD	60
REF	REF	-	C	454220-1	CAP, RAM	59
REF	REF	-	2	454485-1	HOUSING	58
						57
1	1	-	B	458537-2	PAWL, FEED	56
REF	REF	-	B	240624-1	PIN, FEED FINGER	55
REF	REF	-	B	691499-1	SPRING, FEED FINGER	54
REF	REF	-	B	690541-1	HOLDER, FEED FINGER	53
REF	REF	-	A	455679-1	LEVER, TERMINAL FEED ARM	52
						51
						50
-	1	-	B	690602-6	CAM, PRE-FEED 1 5/8 ST	49
1	-	-	B	690602-5	CAM, PRE-FEED 1 1/8 ST	48
						47
1	1	-	B	459456-1	APPLICATOR, BASIC (SUBASSY)	46
1	1	-	A	690191-1	PLUG, NYLON	45
1	1	-	C	455673-1	RAM	44
1	1	-	A	690125-1	WASHER, LAMINATED	43
1	1	-	A	690124-1	WASHER, RAM	42
1	1	-	A	7-21002-9	BOLT, CRIMPER (5/16x1.00)	41
						40
						39
1	1	-	A	690223-2	SPACER, INSULATION DISC	38
1	1	-	D	354777-1	WIRE DISC, PLASTIC	37
1	1	-	A	22480-5	WASHER, SPRING	36
1	1	-	B	690212-1	POST, RAM	35
						34
REF	REF	-	D	455675-1	PLATE, BASE	33
1	1	-	A	690432-3	SCREW, ADJUSTMENT	32
						31
REF	REF	-	B	455689-1	BLOCK, STRIP GUIDE ADJ	30
1	1	-	C	455671-1	PLATE, STRIP GUIDE	29
1	1	-	C	2-455888-2	SPACER, FRONT SHEAR DEP	28
2	2	-	A	1-22284-0	SPRING, DRAG	27
1	1	-	B	690546-1	LEVER, DRAG RELEASE	26
1	1	-	B	240792-1	DRAG, TERMINAL	25
1	1	-	D	1-690504-2	GUIDE, STRIP (REAR)	24
1	1	-	A	690438-1	GUIDE, STRIP (FRONT)	23
						22
REF	REF	-	A	4-22284-9	SPRING, FEED RETURN	21
1	1	-	A	679218-1	STRIPPER WIRE STOP ASSY	20
1	1	-	B	458949-1	STRIPPER	19
						18
						17
1	1	-	B	691667-1	GUARD, CHIP (FRONT)	16
						15
						14
						13
1	1	-	A	5-22280-0	SPRING, SHEAR	12
1	1	-	B	690461-1	STOP, SHEAR	11
1	1	-	C	690459-1	HOLDER, SHEAR (FRONT)	10
1	1	-	C	454276-1	SHEAR, FLOAT (FRONT)	9
1	1	-	C	4-690512-4	ANVIL	8
						7
						6
1	1	-	C	1-455889-4	DEPRESSOR, SHEAR (FRONT)	5
						4
						3
						2
1	1	-	C	3-456403-6	CRIMPER, WIRE	1

THIS DRAWING IS A CONTROLLED DOCUMENT.



- △ 1 RECOMMENDED SPARE PARTS.
- △ 2 GREASE LIGHTLY.
- △ 3 GUARD MUST BE IN PLACE WHEN OPERATING APPLICATOR IN A BENCH MACHINE.
- △ 4 LUBRICATE DAILY USING NO. 20 MACHINE OIL.
- △ 5. ITEMS WITH QTY OF REF SPECIFIED (EXCEPT ITEMS 78 AND 79) ARE USED ON ITEM 46.
- △ 6 APPLICATOR MUST BE SET UP ON CUSTOMER WIRE (IF AVAILABLE)
- △ 7 CRIMP TERMINAL ON INSULATION. INSULATION SIZE MUST BE WITHIN SPECIFIED INSULATION RANGE.
- △ 8 CONTINUITY TEST MUST BE PERFORMED.

QTY	REF	REF				
2	2	-	C	2-354779-0	PIN, WIRE DISC (.3090)D	129
2	2	-	C	1-354779-6	PIN, WIRE DISC (.3070)C	128
2	2	-	C	1-354779-2	PIN, WIRE DISC (.3050)B	127
2	2	-	C	354779-8	PIN, WIRE DISC (.3030)A	126
REF	REF	-	A	986950-1	WASHER, FLAT PRECISION	125
REF	REF	-	A	21045-3	RING, RET "C" (φ.187)FD FING PIN	124
						123
REF	REF	-	A	5-21028-1	PIN, SLT SPR (φ.125x.50)ADJ ROD	122
1	1	-	A	4-21028-0	PIN, SLT SPR (φ.093x.75)ST GDE PL	121
REF	REF	-	A	1-21030-1	PIN, DOWEL (φ.187x.50)LEVER	120
REF	REF	-	A	1-21030-6	PIN, DOWEL (φ.187x1.25)HOUSING	119
						118
2	1	-	A	21024-5	WASHER, LOCK (#10)ADJ BLOCK	117
REF	REF	-	A	21024-5	WASHER, LOCK (#10)ADJ PLATE	2
REF	REF	-	A	21024-5	WASHER, LOCK (#10)FEED GDE ROD	115
2	2	-	A	21024-2	WASHER, LOCK (#4)FRONT STP GUIDE	114
						113
						112
2	2	-	A	21024-4	WASHER, LOCK (#8)STRIPPER	111
REF	REF	-	A	21899-4	WASHER, FLAT (φ5/16)SCREW ADJ	110
1	-	-	A	21899-2	WASHER, FLAT (NO. 10)LUB ASSY	109
						108
REF	REF	-	A	21018-5	NUT, HEX (6-32)FEED ADJ	107
						106
						105
1	1	-	A	992031-1	PIN, CLEVIS	104
1	1	-	A	21009-2	SCR, SKT SET (1/4-20x.25 LW)RAM	103
2	2	-	A	21017-2	SCR, DRIVE (#2x.19)ID PLATE	102
REF	REF	-	A	6-23715-5	SCR, PAN HD (6-32x1.50)FEED ADJ	101
1	1	-	B	461264-1	PLATE, IDENTIFICATION	100
2	2	-	A	3-21002-0	SCR, BHC (10-32x.88)DRAG	99
1	1	-	A	22733-8	SCR, BHC (8-32x.38 LW)ANVIL	98
REF	REF	-	A	2-21002-9	SCR, BHC (10-32x.75)CAP	97
REF	REF	-	A	2-22733-8	SCR, BHC (1/4-20x.62)HOUSING	96
REF	REF	-	A	2-21002-7	SCR, BHC (10-32x.50)56 ADJ BLOCK	95
4	4	-	A	2-21002-2	SCR, BHC (8-32x.50)TERM H DWN	94
						93
						92
1	1	-	A	1-21002-7	SCR, BHC (6-32x.38)CAM	91
						90
1	1	-	A	7-21000-9	SCR, SHC (4-40x.19)STRIPPER	89
						88
						87
1	1	-	A	2-22603-0	SCR, HEX HD (8-32x.31)FEED FINGER	86
2	2	-	A	1-21000-3	SCR, SHC (4-40x.25)F ST GUIDE	85
1	1	-	A	2-21000-7	SCR, SHC (8-32x.50)STRIPPER	84
REF	REF	-	A	3-21000-7	SCR, SHC (10-32x.75)FEED ROD GD	83
REF	REF	-	A	3-21000-6	SCR, SHC (10-32x.62)FD ADJ BLK	82
2	1	-	A	3-21000-4	SCR, SHC (10-32x.38)56 ADJ BL	81
REF	REF	-	A	3-21000-4	SCR, SHC (10-32x.38)PIVOT BLK	80
REF	-	-	B	455749-1	GUARD, WINDOW	79
-	REF	-	B	679532-1	INSERT, GUARD	78
1	-	-	C	1-465184-0	LUBRICATOR ASSY	77
						76
						75
						74
						73
REF	REF	-	A	458109-1	WASHER, SPECIAL	72
REF	REF	-	A	690517-1	SPACER	71
						70
						69
						68
						67
						66
						65
						64
						63
						62
						61
						60
						59
						58
						57
						56
						55
						54
						53
						52
						51
						50
						49
						48
						47
						46
						45
						44
						43
						42
						41
						40
						39
						38
						37
						36
						35
						34
						33
						32
						31
						30
						29
						28