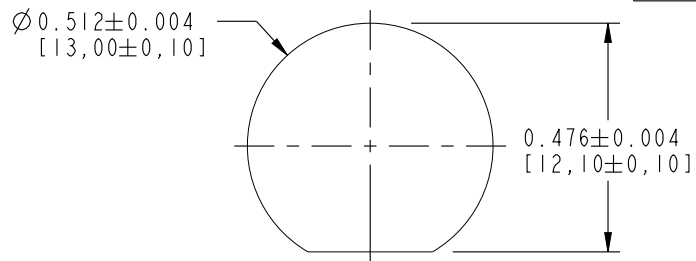


NOTES:

- MATERIALS AND FINISHES:
TNC STR PLUG IP 67 - BRASS, NICKEL PLATING
TNC STR BHD JACK IP 67 - BRASS, NICKEL PLATING
CABLE - LMR 200
- ELECTRICAL:
A. IMPEDANCE: 50 OHM
- PACKAGING:
A. QUANTITY: SINGLE PACK
B. MARKING: BAG TO BE MARKED
"AMPHENOL RF, 95-850-221-XXX AND DATE CODE"

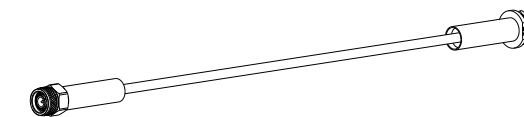


RECOMMENDED MOUNTING HOLE DIMENSIONS

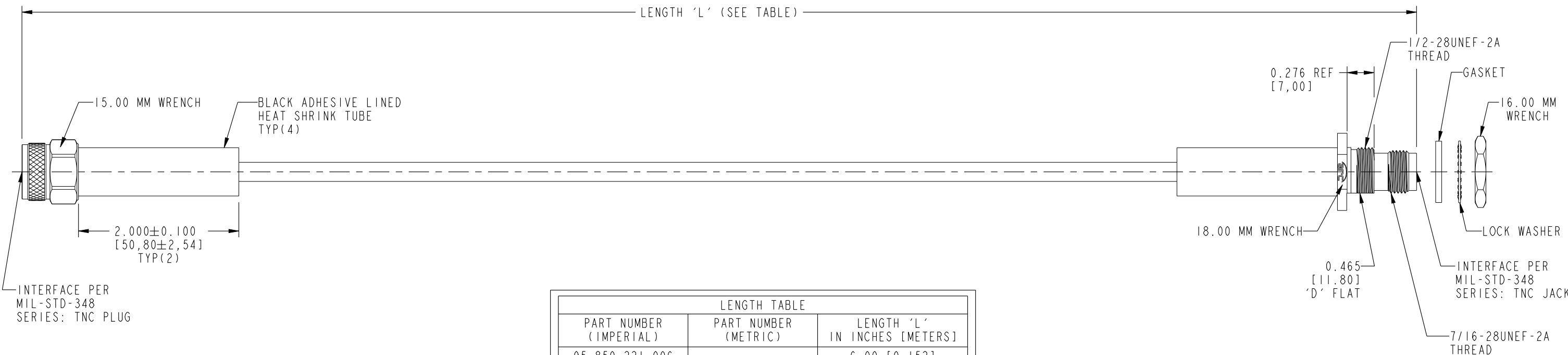
THIRD ANGLE PROJ.

REVISIONS

| REV | DESCRIPTION | DATE | ECO | APPR |
|-----|-----------------|-----------|-------|------|
| A | RELEASE TO MFG. | 19-Feb-19 | 10562 | VR |



SCALE 0.250



| LENGTH TABLE | | |
|------------------------|----------------------|-------------------------------|
| PART NUMBER (IMPERIAL) | PART NUMBER (METRIC) | LENGTH 'L' IN INCHES [METERS] |
| 95-850-221-006 | - | 6.00 [0.152] |
| - | 95-850-221M025 | 9.84 [0.250] |
| 95-850-221-012 | - | 12.00 [0.305] |
| 95-850-221-018 | - | 18.00 [0.457] |
| - | 95-850-221M050 | 19.69 [0.500] |
| 95-850-221-024 | - | 24.00 [0.610] |
| - | 95-850-221M075 | 29.53 [0.750] |
| 95-850-221-036 | - | 36.00 [0.914] |
| - | 95-850-221M100 | 39.37 [1.000] |
| 95-850-221-048 | - | 48.00 [1.219] |
| - | 95-850-221M200 | 78.74 [2.000] |
| - | 95-850-221M400 | 157.48 [4.000] |

| TOLERANCE TABLE | |
|---------------------------------|----------------|
| LENGTH IN INCHES/FT [METERS] | TOLERANCE |
| 0" - 23.90" [0 - 0.607] | ±0.25" [0.006] |
| 24.00" - 59.00" [0.610 - 1.499] | ±0.50" [0.013] |
| 5.0' - 24.9' [1.524 - 7.617] | ±2.5% |
| 25.0' & UP [7.620 & UP] | ±5.0% |

DESIGN REQUIREMENTS:

- FREQUENCY: DC - 6 GHz CONTINUITY
 VSWR: _____ : 1 MAX. HI-POT: 750 VRMS
 INS. LOSS: _____ dB MAX. OTHER

CUSTOMER OUTLINE DRAWING
ALL OTHER SHEETS ARE FOR INTERNAL USE ONLY

| | | | | | | | |
|---|------------------------------|-----------|-----------|---|----------------------------------|-----------------------------------|-------------------------------|
| UNLESS OTHERWISE SPECIFIED, DIMENSIONS ARE IN INCHES AND TOLERANCES ARE: 2 PLACE DECIMAL 3 PLACE DECIMAL ANGLES ±.015 (0,381 mm) ±.005 (0,127 mm) ± 1° | MATERIAL | DRAWN | DATE | TITLE TNC STR PLUG IP 67 TO TNC STR BHD JACK IP 67 USING LMR 200 CABLE VARIOUS LENGTH | | Amphenol RF www.amphenolrf.com | |
| | SEE NOTES | VIJAY N M | 31-Jan-19 | | | | |
| NOTICE - These drawings, specifications, or other data (1) are, and remain the property of Amphenol corp. (2) must be returned upon request; and (3) are confidential and not to be disclosed to any person other than those to whom they are given by Amphenol Corp. the furnishing of these drawings, specifications, or other data by Amphenol Corp., or to any other person to anyone for any purpose is not to be regarded by implication or otherwise in any manner licensing, granting rights to permitting such holder or any other person to manufacture, use or sell any product, process or design, patented or otherwise, that may in any way be related to or disclosed by said drawings, specifications, or other data. | REFERENCE | ENGINEER | DATE | DRAWING NO. 95-850-221-XXX ITEM NO. 95-850-221-XXX | | PART NO. 95-850-221-XXX | |
| | EAR # 8892 | VIJAY N M | 31-Jan-19 | | | | |
| | CONFIGURATION LEVEL: In Work | APPROVED | DATE | | SCALE: 1.0:1.0 SHEET 2 OF 2 | | DWG SIZE REV B A |
| FINISH | | K.CAPOZZI | 19-Feb-19 | | | | |