

HDP26-24-31PE-L015 ✓ ACTIVE

DEUTSCH | DEUTSCH HD, DEUTSCH HDP

TE Internal #: HDP26-24-31PE-L015

Housing for Male Terminals, Wire-to-Wire, 31 Position, Sealable, Black, Wire & Cable, Power & Signal, Cable Mount (Free-Hanging), Hybrid

[View on TE.com >](#)



Connectors > Automotive Connectors > Automotive Housings > DEUTSCH HDP20 Housings



Connector & Housing Type: **Housing for Male Terminals**

Mating Pin Diameter: **1.59 mm [.063 in]**

Connector System: **Wire-to-Wire**

Number of Positions: **31**

Sealable: **Yes**

[All DEUTSCH HDP20 Housings \(324\)](#)

Features

Product Type Features

Connector Shape	Circular
Connector & Housing Type	Housing for Male Terminals
Connector System	Wire-to-Wire
Sealable	Yes
Hybrid Connector	No
Primary Locking Feature	Contact Retainer
Connector & Contact Terminates To	Wire & Cable

Configuration Features

Blank Cavity Position	0
Connector Modification	Threaded Adapter
Connector Seal Code	E Seal
Number of Positions	31

Electrical Characteristics

Operating Voltage	250 VAC
Nominal Voltage Architecture	12 V, 24 V, 48 V

Body Features



Cable Exit Angle	180°
Primary Product Color	Black

Contact Features

Contact Size	Size 16
Contact Type	Pin
Mating Pin Diameter	1.59 mm[.063 in]
Contact Current Rating (Max)	13 A

Mechanical Attachment

Terminal Position Assurance	No
Strain Relief	Add By Accessory
Mating Alignment Type	Guide Slot
Mating Alignment	With
Connector Mounting Type	Cable Mount (Free-Hanging)

Housing Features

Housing Material	PA GF
------------------	-------

Dimensions

Connector Height	49.53 mm[1.95 in]
Product Width	49.53 mm[1.95 in]
Product Length	55.45 mm[2.183 in]
Compatible Insulation Diameter Range	1.35 – 2.69 mm[.053 – .106 in]

Usage Conditions

Operating Temperature (Max)	125 °C[257 °F]
Operating Temperature Range	-55 – 125 °C[-67 – 257 °F]

Operation/Application

Circuit Application	Power & Signal
---------------------	----------------

Industry Standards

Degree of Protection	IP67
UL Flammability Rating	20mm Flame Test per Standard UL-94

Packaging Features

Packaging Quantity	160
Packaging Method	Box



Other

Serviceable	Yes
Connector Position Assurance Capable	No

Product Compliance

[For compliance documentation, visit the product page on TE.com>](#)

EU RoHS Directive 2011/65/EU	Compliant
EU ELV Directive 2000/53/EC	Compliant
China RoHS 2 Directive MIIT Order No 32, 2016	No Restricted Materials Above Threshold
EU REACH Regulation (EC) No. 1907/2006	<p>Current ECHA Candidate List: JUNE 2023 (235) Candidate List Declared Against: JUNE 2023 (235) SVHC > Threshold: Octamethylcyclotetrasiloxane (D4) (.5% in Component Part) Dodecamethylcyclohexasiloxane (D6) (.5% in Component Part) Decamethylcyclopentasiloxane (D5) (.5% in Component Part)</p> <p>Article Safe Usage Statements: Wash thoroughly after handling. Recycle if possible and dispose of the article by following all applicable governmental regulations relevant to your geographic location.</p>
Halogen Content	Not Low Halogen - contains Br or Cl > 900 ppm.
Solder Process Capability	Not reviewed for solder process capability

Product Compliance Disclaimer

This information is provided based on reasonable inquiry of our suppliers and represents our current actual knowledge based on the information they provided. This information is subject to change. The part numbers that TE has identified as EU RoHS compliant have a maximum concentration of 0.1% by weight in homogenous materials for lead, hexavalent chromium, mercury, PBB, PBDE, DBP, BBP, DEHP, DIBP, and 0.01% for cadmium, or qualify for an exemption to these limits as defined in the Annexes of Directive 2011/65/EU (RoHS2). Finished electrical and electronic equipment products will be CE marked as required by Directive 2011/65/EU. Components may not be CE marked. Additionally, the part numbers that TE has identified as EU ELV compliant have a maximum concentration of 0.1% by weight in homogenous materials for lead, hexavalent chromium, and mercury, and 0.01% for cadmium, or qualify for an exemption to these limits as defined in the Annexes of Directive 2000/53/EC (ELV). Regarding the REACH Regulation, the information TE provides on SVHC in articles for this part number is based on the latest European Chemicals Agency (ECHA) 'Guidance on requirements for substances in articles' posted at this URL: <https://echa.europa.eu/guidance-documents/guidance-on-reach>

Compatible Parts



TE Part # CAT-H396-CH8172
DEUTSCH HDP20 Housings



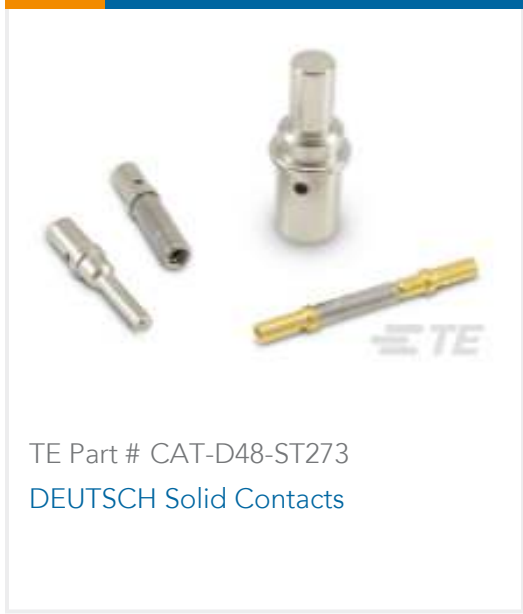
TE Part # CAT-H396-B128
DEUTSCH HDP20 Backshells



TE Part # CAT-H3910-B128
DEUTSCH HD10 Backshells



TE Part # CAT-D48-SP729
DEUTSCH Sealing Plugs



TE Part # CAT-D48-ST273
DEUTSCH Solid Contacts



TE Part # HD30-24BT
BOOT, 24SZ, ST, GRY



TE Part # CAT-J67-DSCC16
DEUTSCH Size 16 Crimp Contacts



TE Part # HD30-24BT-BK
BOOT, 24SZ, ST, BLK




TE Part # 2300908-1
0460-003-16329, PIN, SOLID, 20-24AWG, AU



TE Part # HD30-24BT-90-BK
BOOT, 24SZ, RA, BLK

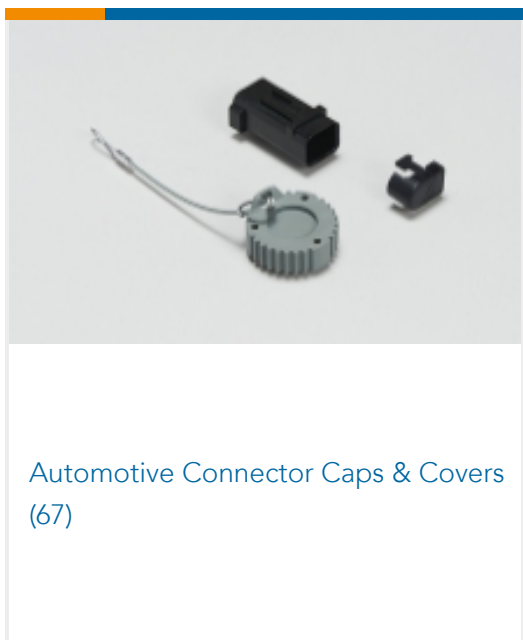


TE Part # 0411-336-1605
EXT TOOL, SIZE 16, 16-20 AWG, E, DRK BLU

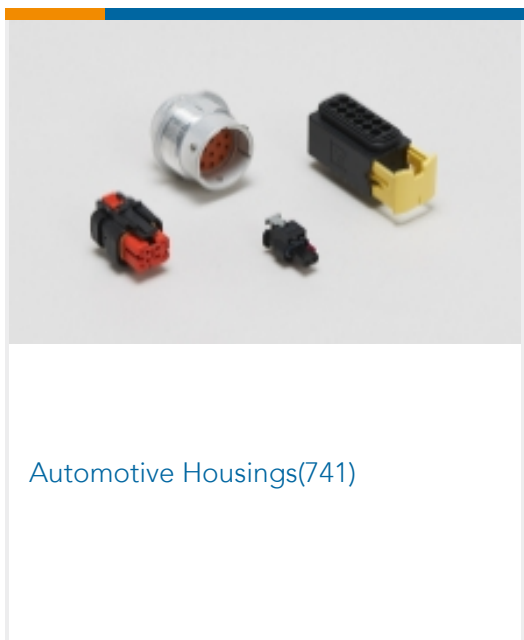


TE Part # CAT-D48-SFT273
DEUTSCH Stamped and Formed Contacts

Also in the Series | **DEUTSCH HD**



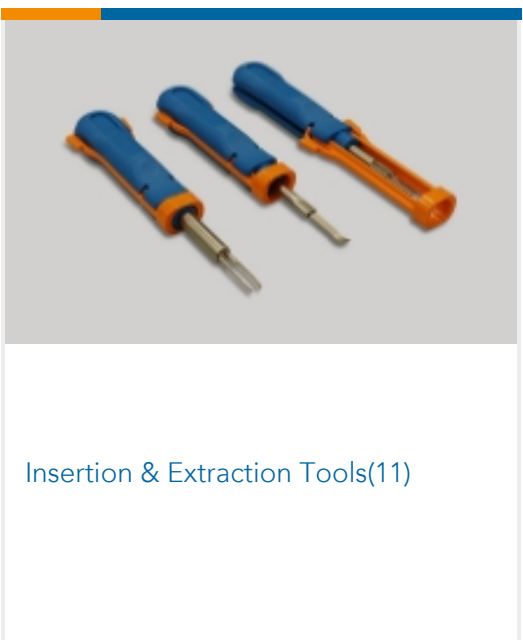
Automotive Connector Caps & Covers
(67)




Automotive Housings(741)



Connector Seals & Cavity Plugs(10)



Insertion & Extraction Tools(11)



Other Automotive Connector
Accessories(11)



PCB Headers & Receptacles(1)

Also in the Series | **DEUTSCH HDP**



Automotive Connector Caps & Covers (12)



Automotive Housings(331)



Connector Seals & Cavity Plugs(1)



Insertion & Extraction Tools(11)



Other Automotive Connector Accessories(5)

Customers Also Bought



TE Part #M902-2053
COMP NUT, 6/9/24SZ,CBL SZ .430-.570,HD10



TE Part #HDP26-24-21PE-L015
DEUTSCH HDP20 Housings



TE Part #HC5936
BATTERY LEAD CONN. 70mm +VE



TE Part #HC5738
95MM2 POSBAT LEAD 1/4" UNC THREAD



TE Part #HC5739
95MM2 NEGBAT LEAD 1/4" UNC THREAD



TE Part #DT04-12PA-930C
REC, 12P, BLK, N, SEALED FLANGE, A

Documents

Product Drawings

PLG, 31P, BLK, E, THD, 16, P

English

CAD Files

3D PDF

3D

Customer View Model

ENG_CVM_CVM_HDP26-24-31PE-L015_D.2d_dxf.zip



English

Customer View Model

[ENG_CVM_CVM_HDP26-24-31PE-L015_D.3d_igs.zip](#)

English

Customer View Model

[ENG_CVM_CVM_HDP26-24-31PE-L015_D.3d_stp.zip](#)

English

By downloading the CAD file I accept and agree to the [Terms and Conditions](#) of use.

Product Specifications

[Application Specification](#)

English

Agency Approvals

[UL Report](#)

English